



# Lynndale Elementary School Performance Report 2021-22

## Mission statement of school and district

The Edmonds School District is relentlessly focused on ensuring Equity, Excellence, and Engagement for ALL students.

With our students, staff, families and entire community, we strive to provide high quality teaching and learning to serve ALL kids. We strive to disrupt institutional bias based on race, ethnicity, cultural, linguistic background, or circumstances.

## About our school

Lynndale Elementary is a K-6 school serving nearly 400 students and their families. We are very proud of our strong, diverse community and are always seeking to build relationships between students, families, and staff. We are focused on helping students grow in their social-emotional wellness and regulation skills through our positive behavior intervention system, called The Lynndale Way, and by implementing direct social-emotional learning opportunities in the classroom.

## Accomplishments and goals

### Accomplishments:

- We have built a whole-school culture around positive recognition for demonstrating The Lynndale Way, for academic growth, and for achieving goals. When students are struggling with positive behaviors, we emphasize restorative practices. We are passionate about creating an inclusive and supportive environment so that everyone in our school has a sense of belonging and has what they need to be successful.

- We are also very proud of our strong academics and our committed, veteran staff. Not only does our staff demonstrate excellence in the classroom, but they are an instrumental part of our school's growth through their participation in the Building Leadership Council, Equity Team, grade-level collaborations (PLCs), and numerous professional learning opportunities. This translates to high-quality learning for all of our students every day.

### **Academic goals:**

- **Goal 1:** All students in 4th, 5th, and 6th grades at Lynndale who are one or more years below on the Fall 2021 iReady reading assessment will exceed their "typical growth" goal each year for three years on iReady. "Typical growth" is defined by the iReady program as "the average annual growth of students at each grade and placement level."
- **Goal 2:** All students in 4th, 5th, and 6th grades at Lynndale who are one or more years below on the Fall 2021 iReady Math assessment will exceed their "typical growth" goal each year for three years on iReady.
- **Goal 3:** All students in 4th, 5th, and 6th grades will report a sense of belonging to Lynndale Elementary, using Panorama data and other qualitative data such as school surveys, at the end of each year for three years.

## **How you can help**

There's a place for everyone at Lynndale Elementary! If you're a family member, a neighbor, a business owner or a student, we can find the perfect fit for you to share your talents with our students! Please visit our website to view our volunteer opportunities or contact our main office at (425) 431-7365 to find out how you can become an active part of the Pride of the Lynndale Lions!

## **Engaging families, students and staff**

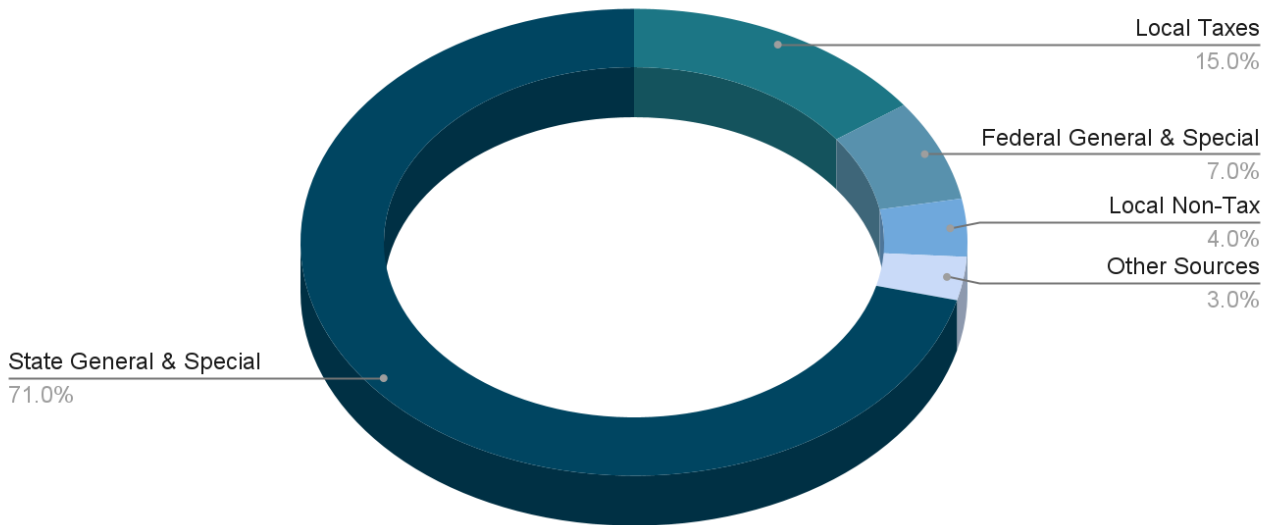
- Due to the constraints of the pandemic, our initial SIP has been created and will be monitored through the collaboration of various staff groups, including the Building Leadership Council, the Equity Team, and the whole staff.
- As the school year continues, we will engage families, staff, and students in ongoing conversations and formal surveys and other assessments to determine how successful we are in implementing the plan and the impact it is having on student and family outcomes.

## **Annual budget report**

### **Where does our money come from? – Revenue**

The district receives funding from three primary sources. The State of Washington provides approximately 71% of the funding for general operating costs, the federal government provides 7%, and 15% is generated through property taxes collected under the voter-approved Educational Programs and Operations Levy. Starting in 2019-20, the District began receiving Federal Elementary and Secondary School Emergency Relief Program funding (ESSER).

## General Fund Resources: 2021-22 Budgeted Revenues



Each year, the district involves staff, students, families and community members in helping us to set budget priorities. For more information on school funding, please refer to the [2021-22 Citizen's Guide to the Budget](#). In addition, view our [2021-22 budget presentation](#).

### About our building

**Opened:** 2017

**Square footage:** Approx. 68,000 square feet, including classrooms, gymnasium, library, commons area and main office. The two-story facility takes advantage of its proximity to the ravine with large expanses of windows onto outdoor learning areas.

## Student diversity

Enrollment by student demographics	
Female	51.6%
Male	48.4%
American Indian/ Alaskan Native	0.5%
Asian	8.2%
Black/African American	8.7%
Hispanic/ Latino of any race(s)	31.2%
Native Hawaiian/ Other Pacific Islander	0.7%
Two or More Races	10.6%
White	40.1%
OSPI 2020-21	



# Washington State Summary

## Lynndale Elementary

9521 240TH ST SW  
EDMONDS, WA 98020

4254317365

### Enrollment

2020-21 school year

426



20%

English Learners

44%

Low Income

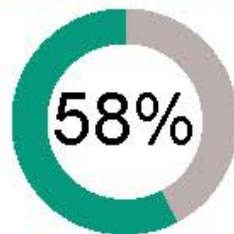
### Student Performance

How are we doing getting students to their learning goals?

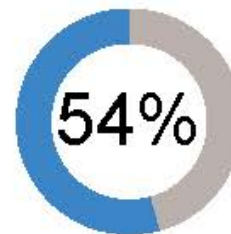
2018-19 school year



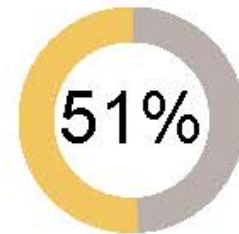
English Language Arts



Math



Science



Met grade level standards on state administered tests

### How engaged are our students?



91%

Have Regular Attendance

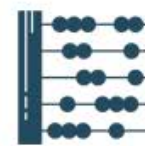
2019-20 school year



38%

Have High English Language Arts Growth

2018-19 school year



41%

Have High Math Growth

2018-19 school year

### About Our Teachers and Classrooms

2019-20 school year



36

Number of Teachers

63.9%

Have Master's Degree or Higher

14.5

Average Years Experience

20.0

Average Class Size



### Finances

2019-20 school year

Instructional Costs:

\$12,972

Non-Instructional Costs

\$3,723



Some data is suppressed to protect student privacy and will be represented by N<10, blank fields indicate no data was submitted to OSPI for this district or school. To see more, visit <https://washingtonstatereportcard.ospi.k12.wa.us/>  
If you have questions or comments, contact ReportCardRedesign@k12.wa.us

