



Hazelwood Elementary School

Performance Report 2021-22

Mission statement of school and district

The Edmonds School District is relentlessly focused on ensuring Equity, Excellence, and Engagement for ALL students.

With our students, staff, families and entire community, we strive to provide high quality teaching and learning to serve ALL kids. We strive to disrupt institutional bias based on race, ethnicity, cultural, linguistic background, or circumstances.

About our school

Our school exists to enable each of our students to achieve their individual potential as a lifelong learner and responsible citizen. We work to provide learning experiences that encourage kindness, perseverance, critical thinking, problem solving, and effective communication. We consider it an honor to serve the Hazelwood community to make a positive difference for our students and families.

Accomplishments and goals

Accomplishments:

- Hazelwood is an inclusive learning community for K-6 students where everyone belongs. We offer three special education programs including 1st-3rd Intensive Support, 4th-6th Intensive Support, and a K-6 Visually Impaired Program.
- We also offer Multi-Language Learning services to around 90 students across all of the grades who speak just over 20 different languages. Since 2019, Hazelwood has worked to create a tiered system that supports Social Emotional Learning. At our school we follow the “Hazelwood Way” by being kind, safe, and responsible.
- We are working as a team to learn more about the barriers that our historically marginalized students face and how we can become more culturally responsive in our practice. We recognize that families are the child’s first teachers and we encourage a partnership between school and home that supports student learning.

Academic goals:

- **Goal 1:** Between Fall 2021 and Spring 2024, students in grades K-6 will be able to read at grade level standard from 54% to 62% as measured by i-Ready Reading diagnostic and Spring Running Records Assessment.
- **Goal 2:** Between Fall 2021 and Spring 2024, students in grades K-6 will be able to perform mathematically at grade level standard from 47% to 56% as measured by i-Ready Math Diagnostic and Smarter Balanced Assessment.
- **Goal 3:** Between Fall 2021 and Spring 2024, students will report that they have Supportive Relationships at Hazelwood Elementary increasing from 63% to 71% as measured by Panorama Student Wellness Screener and school developed K-2 data collection.

How you can help

We welcome you to become involved in our school by becoming a volunteer. We have individual students who would benefit from one-to-one tutoring in basic skills, as well as many other volunteering opportunities. Please contact the school office if you are interested in joining the Hazelwood Soaring Eagles family!

Engaging families, students and staff

The pandemic presented limitations on how we were able to engage stakeholders in the early SIP formation process. The initial creation of the SIP engaged staff through the Instructional Leadership Team, Equity Team, and staff meetings. The Instructional Leadership and Equity Teams plans to engage families in the school improvement process with opportunities for input during the 2021-2022 school year in the following ways:

- Family/Principal Connection Meetings (4 times throughout the year)
- Implementation and continued growth of a Natural Leaders program
- Parent representation on our Equity Team (monthly meetings)
- PTA (Involvement and input opportunity at monthly meetings)
- Survey Input Opportunities: Family Feedback Regarding Sense of Belonging

Leadership teams will also plan for student input to help shape our work. Opportunities for input will include the following:

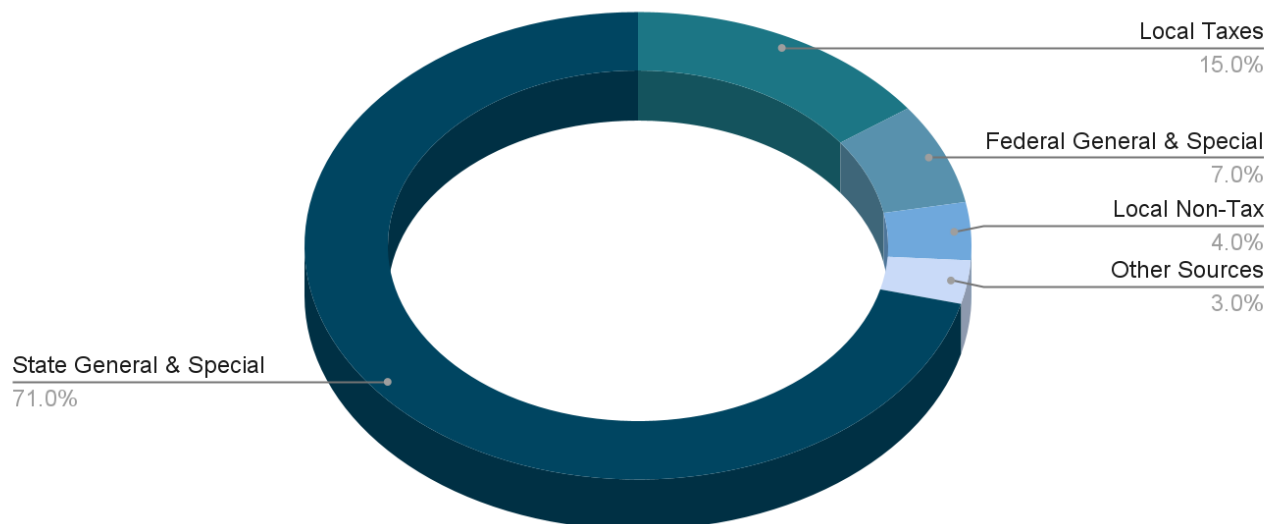
- Student SEL Wellness Screener
- Principal connection meetings for students

Annual budget report

Where does our money come from? – Revenue

The district receives funding from three primary sources. The State of Washington provides approximately 71% of the funding for general operating costs, the federal government provides 7%, and 15% is generated through property taxes collected under the voter-approved Educational Programs and Operations Levy. Starting in 2019-20, the District began receiving Federal Elementary and Secondary School Emergency Relief Program funding (ESSER).

General Fund Resources: 2021-22 Budgeted Revenues



Each year, the district involves staff, students, families and community members in helping us to set budget priorities. For more information on school funding, please refer to the [2021-22 Citizen's Guide to the Budget](#). In addition, view our [2021-22 budget presentation](#).

About our building

Opened: 1967

Square footage: 51,453

Remodeled: 1993 (Addition)

We are proud that our school facility is used extensively by our community for meetings, events and youth activities.

Student diversity

Enrollment by student demographics	
Female	44.2%
Male	55.8%
American Indian/ Alaskan Native	0.7%
Asian	17.9%
Black/African American	6.9%
Hispanic/Latino of any race(s)	24.6%
Native Hawaiian/ Other Pacific Islander	0.2%
Two or More Races	9.3%
White	40.3%
OSPI 2020-21	



Washington State Summary

Hazelwood Elementary

3300 204TH ST SW
LYNNWOOD, WA 98036-6899

4254317884

Enrollment

2020-21 school year

419



23%

English Learners

31%

Low Income

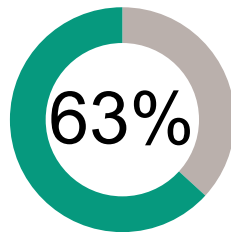
Student Performance

How are we doing getting students to their learning goals?

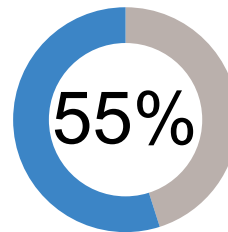
2018-19 school year



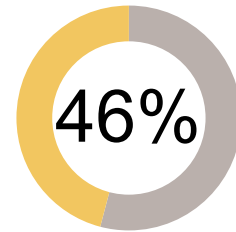
English Language Arts



Math



Science



Met grade level standards on state administered tests

How engaged are our students?



96%

Have Regular Attendance

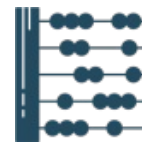
2019-20 school year



41%

Have High English Language Arts Growth

2018-19 school year



45%

Have High Math Growth

2018-19 school year

About Our Teachers and Classrooms

2019-20 school year



36

Number of Teachers

80.6%

Have Master's Degree or Higher

16.5

Average Years Experience

21.0

Average Class Size



Finances

2019-20 school year

Instructional Costs:

\$13,973

Non-Instructional Costs

\$3,723



Some data is suppressed to protect student privacy and will be represented by N<10, blank fields indicate no data was submitted to OSPI for this district or school. To see more, visit <https://washingtonstaterreportcard.ospi.k12.wa.us/>
If you have questions or comments, contact ReportCardRedesign@k12.wa.us

