



Edmonds Elementary School Performance Report 2021-22

Mission statement of school and district

The Edmonds School District is relentlessly focused on ensuring Equity, Excellence, and Engagement for ALL students.

With our students, staff, families and entire community, we strive to provide high quality teaching and learning to serve ALL kids. We strive to disrupt institutional bias based on race, ethnicity, cultural, linguistic background, or circumstances.

Edmonds Elementary School builds a community where learners are nurtured to become self-directed, productive, responsible individuals, who demonstrate concern for themselves, for others, and for our world through a partnership of students, staff, families, and community.

About our school

Edmonds Elementary serves the community as a small K-6th grade school and has consistently performed above district and state proficiency levels in Math and English Language Arts. We provide multilingual support as well as services through Developmental Kindergarten in addition to an excellent general education program. There is a strong sense of community partnership and collegiality among staff. Our families, staff, and community provide exceptional support through various teams and organizations, such as PTA, Equity Team, Culture & Climate Team, and Student Council. We benefit from an increasingly diverse, multigenerational population.

Accomplishments and goals

Accomplishments:

- The Culture & Climate Team focuses on building a sense of belonging for our students and we work as a school to implement and support Positive Behavior Interventions and Supports (PBIS) to promote and sustain a positive school culture.
- Our students are Safe, Responsible, Respectful and Ready to Learn.

- We continue to promote the use of morning meetings and use district adopted social and emotional learning curriculum to support student growth, strategies that are particularly important during this time of pandemic.

Academic goals:

- **Goal 1:** Between Fall of 2021 and Spring of 2024, the percentage of students in primary grades (1-2) able to meet grade level reading standards will increase by 3% per year as measured by iReady diagnostic assessments.
- **Goal 2:** Between Fall of 2021 and Spring of 2024, the percentage of students in intermediate grades (3-6) who are able to meet math grade level standards will increase by 3% per year as measured by iReady diagnostic assessments.
- **Goal 3:** Between Fall of 2021 and Spring of 2024, students at Edmonds Elementary will report feeling a sense of belonging through connection with each other increasing 5% per year from 58% to 73%.

How you can help

Join our Parent Teacher Association or be a volunteer. Our active PTA supports our school in many ways, including community activities and fundraisers. This tremendous support helps supplement classroom needs in our school. Additionally, we have individual students who benefit from one-to-one student support and a variety of other activities where you could contribute to our learning community. We welcome you to become involved in our school by becoming a volunteer once our Covid restrictions are lifted! Please contact the school office if you are interested in joining our team at Edmonds Elementary!

Engaging families, students and staff

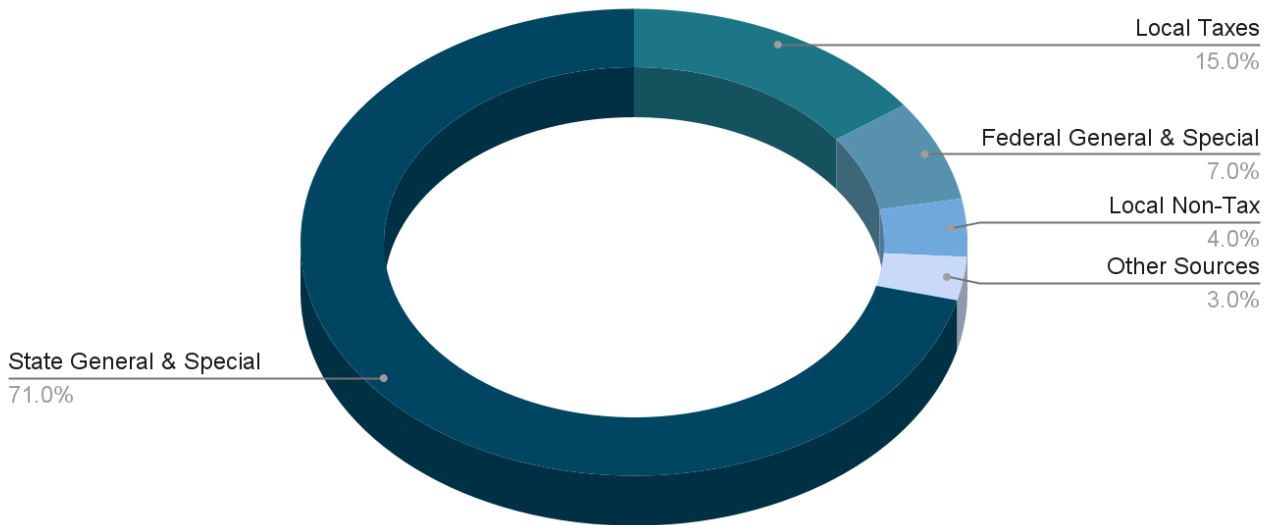
- The Initial stage of our plan has included basic introductions to our stakeholders, including Staff, Equity Team, Instructional Leadership Team, Culture & Climate Team, and PTA. As we move forward, our stakeholders will have more authentic opportunities to engage in examining data, progress monitoring, and providing input on school improvement.
- Multiple school teams work in partnership with our community to foster the best learning environment for our students.
- Our Equity Team includes staff, parents, and community members, and promotes practices that create a fully inclusive and welcoming environment.

Annual budget report

Where does our money come from? – Revenue

The district receives funding from three primary sources. The State of Washington provides approximately 71% of the funding for general operating costs, the federal government provides 7%, and 15% is generated through property taxes collected under the voter-approved Educational Programs and Operations Levy. Starting in 2019-20, the District began receiving Federal Elementary and Secondary School Emergency Relief Program funding (ESSER).

General Fund Resources: 2021-22 Budgeted Revenues



Each year, the district involves staff, students, families and community members in helping us to set budget priorities. For more information on school funding, please refer to the [2021-22 Citizen's Guide to the Budget](#). In addition, view our [2021-22 budget presentation](#).

About our building

Opened: 1966

Square footage: 34,726

We are proud that our school facility is used extensively by our community for meetings, events and youth activities.

Student diversity

Enrollment by student demographics	
Female	46.6%
Male	53.4%
American Indian/ Alaskan Native	0.7%
Asian	3.6%
Black/African American	1.8%
Hispanic/ Latino of any race(s)	9.0%
Native Hawaiian/ Other Pacific Islander	0.4%
Two or More Races	11.5%
White	73.1%
OSPI 2020-21	



Washington State Summary

Edmonds Elementary

1215 OLYMPIC AVENUE
EDMONDS, WA 98020-2515

425.431.7374

Enrollment

2020-21 school year

279



6%

English Learners

13%

Low Income

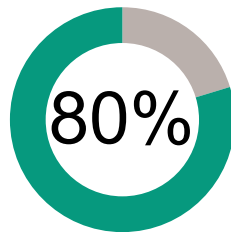
Student Performance

How are we doing getting students to their learning goals?

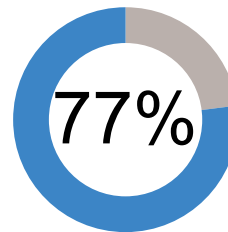
2018-19 school year



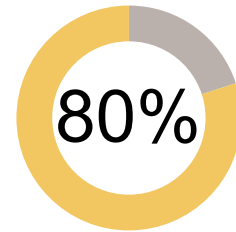
English Language Arts



Math



Science



Met grade level standards on state administered tests

How engaged are our students?



97%

Have Regular Attendance

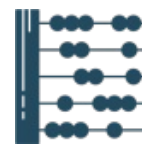
2019-20 school year



39%

Have High English Language Arts Growth

2018-19 school year



45%

Have High Math Growth

2018-19 school year

About Our Teachers and Classrooms

2019-20 school year



25

Number of Teachers

48.0%

Have Master's Degree or Higher

18.0

Average Years Experience

18.0

Average Class Size



Finances

2019-20 school year

Instructional Costs:

\$13,536

Non-Instructional Costs

\$3,723



Some data is suppressed to protect student privacy and will be represented by N<10, blank fields indicate no data was submitted to OSPI for this district or school. To see more, visit <https://washingtonstaterreportcard.ospi.k12.wa.us/>
If you have questions or comments, contact ReportCardRedesign@k12.wa.us

