



College Place Middle School Performance Report 2021-22

Mission statement of school and district

The Edmonds School District is relentlessly focused on ensuring Equity, Excellence, and Engagement for ALL students.

With our students, staff, families and entire community, we strive to provide high quality teaching and learning to serve ALL kids. We strive to disrupt institutional bias based on race, ethnicity, cultural, linguistic background, or circumstances.

About our school

College Place Middle School is located in SW Quadrant of the Edmonds School District, serving students from 5 local elementary schools as well as students new to our community. College Place Middle School has an average enrollment of about 500 students split between 2 grades levels, grade 7 and 8. Our core values are Culture, Commitment and Character known as Cougars Cubed.

Accomplishments and goals

Accomplishments:

- We offer a variety of elective courses, a performing arts/music program, and core courses to meet the needs of our students.
- As a Character Strong™ school we identify monthly and weekly character traits to promote positive self reflection and to meet the needs of our social/emotional learning by creating a strong sense of belonging.
- Our staff embraces students' unique needs to develop their full potential and provides a positive and challenging environment fostering life-long learners and responsible citizens by teaching the mind and touching the heart.

Academic goals:

- **Goal 1:** Students who are at or above grade level in reading will increase from 18% in Fall 2021 to 21% in Spring 2024 as measured by i-Ready data.
- **Goal 2:** Students who are at or above grade level in math will increase from 20% in Fall 2021 to 23% in Spring 2024 as measured by i-Ready data.
- **Goal 3:** Students who report a sense of belonging and positive relationships in school will increase from 54% in Fall 2021 to 57% in Spring of 2024 for all students as measured by Panorama survey data.

How you can help

We have a strong Parent Staff Organization (PSO) at our school that supports our students, staff and programs in a variety of ways including fundraisers and events. We welcome you to become involved in our school by becoming a volunteer. Please contact the school office if you are interested, we would appreciate your involvement!

Engaging families, students and staff

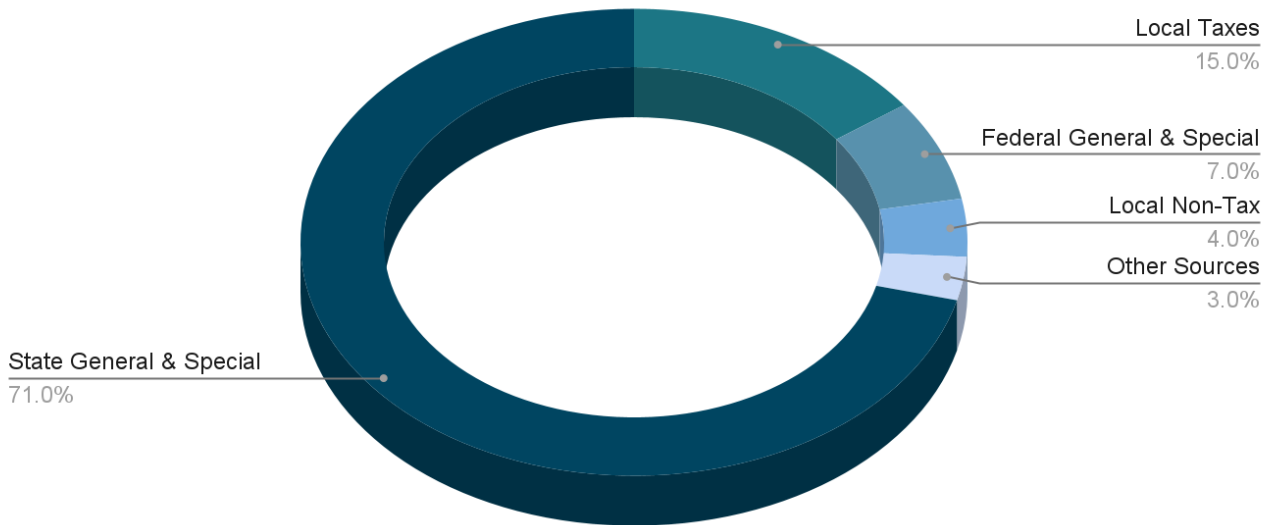
- At the time of this initial plan, key stakeholders have not had much input, since our data collection was needed to create a baseline.
- All instructional staff, ESAs, Psychologists, ParaEducators, and admin worked in heterogeneous teams to identify areas of need.
- Therefore, the goals were developed primarily by our Instructional Council, and will be shared with our community during our November community meeting. English and Math teachers will conference with students during the year to inform them of their present levels and benchmarks for the next iReady assessment.

Annual budget report

Where does our money come from? – Revenue

The district receives funding from three primary sources. The State of Washington provides approximately 71% of the funding for general operating costs, the federal government provides 7%, and 15% is generated through property taxes collected under the voter-approved Educational Programs and Operations Levy. Starting in 2019-20, the District began receiving Federal Elementary and Secondary School Emergency Relief Program funding (ESSER).

General Fund Resources: 2021-22 Budgeted Revenues



Each year, the district involves staff, students, families and community members in helping us to set budget priorities. For more information on school funding, please refer to the [2021-22 Citizen's Guide to the Budget](#). In addition, view our [2021-22 budget presentation](#).

About our building

Opened: 1970

Square footage: 87,031

We are proud that our school facility is used extensively by our community for meetings, events and youth activities.

Student diversity

Enrollment by student demographics	
Female	46.4%
Male	53.6%
American Indian/ Alaskan Native	0.6%
Asian	7.2%
Black/African American	9.3%
Hispanic/ Latino of any race(s)	29.7%
Native Hawaiian/ Other Pacific Islander	0.8%
Two or More Races	11.4%
White	41.1%
OSPI 2020-21	



Washington State Summary

College Place Middle School

7501 208TH ST SW
LYNNWOOD, WA 98036-5897

425.431.7451

Enrollment

2020-21 school year

528



15%

English Learners

46%

Low Income

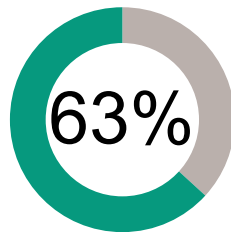
Student Performance

How are we doing getting students to their learning goals?

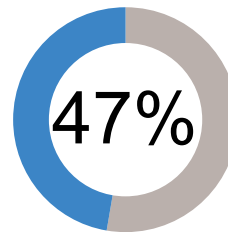
2018-19 school year



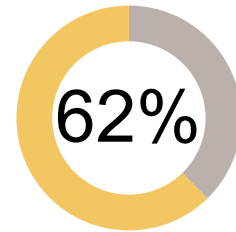
English Language Arts



Math



Science



Met grade level standards on state administered tests

How engaged are our students?



90%

Have Regular Attendance

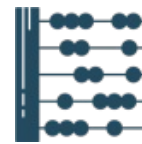
2019-20 school year



35%

Have High English Language Arts Growth

2018-19 school year



32%

Have High Math Growth

2018-19 school year

About Our Teachers and Classrooms

2019-20 school year



34

Number of Teachers

76.5%

Have Master's Degree or Higher

14.4

Average Years Experience

23.0

Average Class Size



Finances

2019-20 school year

Instructional Costs:

\$12,237

Non-Instructional Costs



\$3,723

Some data is suppressed to protect student privacy and will be represented by N<10, blank fields indicate no data was submitted to OSPI for this district or school. To see more, visit <https://washingtonstaterreportcard.ospi.k12.wa.us/>
If you have questions or comments, contact ReportCardRedesign@k12.wa.us

