



College Place Elementary School Performance Report 2021-22

Mission statement of school and district

The Edmonds School District is relentlessly focused on ensuring Equity, Excellence, and Engagement for ALL students.

With our students, staff, families and entire community, we strive to provide high quality teaching and learning to serve ALL kids. We strive to disrupt institutional bias based on race, ethnicity, cultural, linguistic background, or circumstances.

About our school

Our mission's focus is to provide equitable opportunities for all students and families and equitable educational services for all students that is inclusive for all students regardless of them belonging to any group or program, including but not limited to their racial, cultural, religious, or linguistic backgrounds, gender identity, socioeconomic status, immigration status, et cetera.

Accomplishments and goals

Accomplishments:

- In 2021, we started a Dual Language program in kindergarten.
- Currently, some teachers are partnering with the district and UW for learning in science education.
- Our Natural Leaders program includes families from a variety of cultural and linguistic backgrounds who act as liaisons between the greater community and classroom.
- Student academics and behaviors are supported through MTI, PBIS, and SEL curriculum.
- The district has adopted a Digital Citizenship curriculum to address the ever changing technology needs of our students.
- All primary grade teachers are delivering phonics instruction using 95% Core Instruction to increase literacy skills.

Academic goals:

- **Goal 1:** Our overall goal in literacy for grades K-6th grades, 85% of students will make one years growth in reading skills; phonics, phonemic awareness and reading comprehension, as measured by iReady and Acadience composite scores by June of 2022.
- **Goal 2:** Our overall goal in math skills for grades K-6th grades, 85% of students will make one years growth as measured by iReady and math SBA scores by June of 2022.
- **Goal 3:** Our overall goal in engagement for grades K-6, is at least 80% of our students will feel “Quite connected” or “Extremely connected” to the adults at school and to other students at school as measured by the Panorama Survey for grades 3-6 and age appropriate Panorama like survey K-2 by June of 2022.

How you can help

We Welcome You! You can become involved in our schools by becoming a volunteer. We have individual students who would benefit from one-to-one tutoring in basic skills. Please contact the school office if you are interested in joining our family at College Place.

Engaging families, students and staff

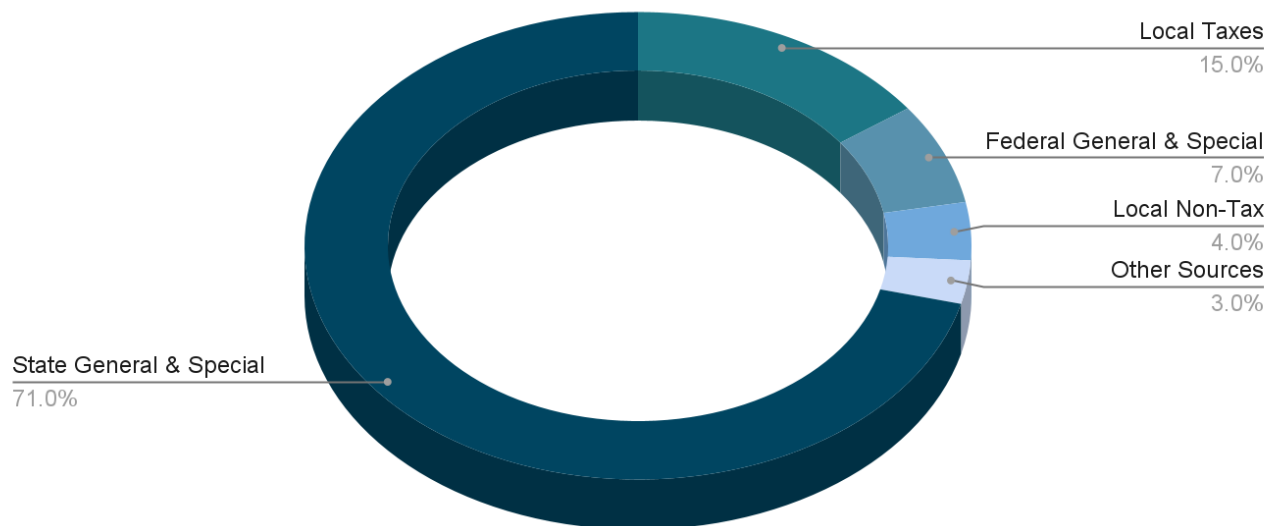
- We plan on engaging stakeholders in supporting and monitoring our SIP in several ways. One way for students to stay engaged is through the tracking of their skills and goals through teacher conferring. The plan is to have parents/families set goals and track goals twice a year with their students’ teachers during conferences. Consequently, using iReady as a resource for this.
- Stakeholders were present and engaged in meeting, problem solving to connect and include families in SIP. Need to establish SIP goals. It is important for parents to join building staff in creating the School Improvement Plan. All stakeholders to help their child need tutors for math and reading for support to students, parents and teachers. This will be great support – 100% is great but we ALL even parents have all students meet standards at 100%. It is necessary for K-3 teachers and Title teachers meeting throughout the year to monitor Acadience data, supporting Tier 2 interventions and some Tier 3 using 95% tool kit. We then communicate via reports if their child is getting Title support for reading and/or math. It is also necessary for the Title school program to send reports home with progress data on students receiving services.
- Stakeholders such as parents have a desire to be more involved. Parents understand that due to COVID students are behind academically, it is necessary that parents be supported to help their child achieve academic success. It is important to have instructional guidance on how to help their child, such as Family Reading/Math Nights. Parent participation on PBIS Tier 1 Team and Equity Team is also important and parents want to be more involved in supporting their children.

Annual budget report

Where does our money come from? – Revenue

The district receives funding from three primary sources. The State of Washington provides approximately 71% of the funding for general operating costs, the federal government provides 7%, and 15% is generated through property taxes collected under the voter-approved Educational Programs and Operations Levy. Starting in 2019-20, the District began receiving Federal Elementary and Secondary School Emergency Relief Program funding (ESSER).

General Fund Resources: 2021-22 Budgeted Revenues



Each year, the district involves staff, students, families and community members in helping us to set budget priorities. For more information on school funding, please refer to the [2021-22 Citizen's Guide to the Budget](#). In addition, view our [2021-22 budget presentation](#).

About our building

Opened: 1969

Square Feet: 48,180

Remodeled: 1992

We are proud that our school is extensively used by our community for meetings, events and youth activities.

Student diversity

Enrollment by student demographics	
Female	52.1%
Male	47.9%
American Indian/ Alaskan Native	0.9%
Asian	7.1%
Black/African American	15.0%
Hispanic/ Latino of any race(s)	45.7%
Native Hawaiian/ Other Pacific Islander	0.4%
Two or More Races	7.3%
White	23.6%
OSPI 2020-21	



Washington State Summary

College Place Elementary

20401 76TH AVE W
LYNNWOOD, WA 98036-5898

4254317620

Enrollment

2020-21 school year

466



39%

English Learners

67%

Low Income

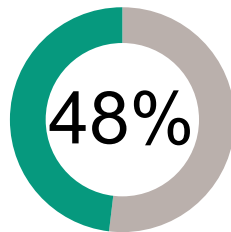
Student Performance

How are we doing getting students to their learning goals?

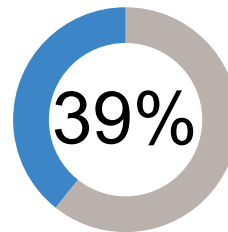
2018-19 school year



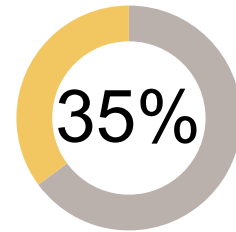
English Language Arts



Math



Science



Met grade level standards on state administered tests

How engaged are our students?



91%

Have Regular Attendance

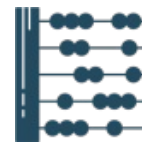
2019-20 school year



35%

Have High English Language Arts Growth

2018-19 school year



36%

Have High Math Growth

2018-19 school year

About Our Teachers and Classrooms

2019-20 school year



39

Number of Teachers

66.7%

Have Master's Degree or Higher

12.3

Average Years Experience

21.0

Average Class Size



Finances

2019-20 school year

Instructional Costs:

\$12,868

Non-Instructional Costs



\$3,723

Some data is suppressed to protect student privacy and will be represented by N<10, blank fields indicate no data was submitted to OSPI for this district or school. To see more, visit <https://washingtonstaterreportcard.ospi.k12.wa.us/>
If you have questions or comments, contact ReportCardRedesign@k12.wa.us

