



Cedar Valley Elementary School Performance Report 2021-22

Mission statement of school and district

The Edmonds School District is relentlessly focused on ensuring Equity, Excellence, and Engagement for ALL students.

With our students, staff, families and entire community, we strive to provide high quality teaching and learning to serve ALL kids. We strive to disrupt institutional bias based on race, ethnicity, cultural, linguistic background, or circumstances.

About our school

Cedar Valley Elementary is a large and socially, linguistically and culturally diverse community of learners. Our teachers and staff are committed to providing rich learning opportunities for all students. We shape and nurture our culture and integrate an inclusive approach to schooling where, collaboratively, we are all committed to each child's academic success.

Accomplishments and goals

Accomplishments:

- We supported a strong implementation of intermediate (3-6) social emotional curriculum and a program (Second Step) that consistently supports all students' growth in social-emotional learning and regulation. With this instruction, student "grit" increased from 48% to 52% in the intermediate grades. This includes English learners and students receiving special education services.
- EL's have strong attendance, 3.1% higher than the school average.
- One-third of all new CVE Kindergartners come to the learning community with proficient kinder-readiness skills (per the WaKids Fall assessment).
- Students receiving special education services increased their math proficiency rate from 12% to 12.5%.

Academic goals:

- **Goal 1:** Between Fall of 2021 and Spring of 2024, students who are reading below grade level in grades 1-3 will meet standard, increasing from 54% to 60%, as measured by I-Ready, Running records, and aligned classroom-based assessments.
- **Goal 2:** Between Fall of 2021 and Spring of 2024, students who are below grade level in math within grades 4-6 will meet standard, increasing from 16% to 22%, as measured by I-Ready and SBA and aligned classroom based assessments.
- **Goal 3:** Between Fall of 2021 and Spring of 2024, students in grades 3-6 will feel a greater sense of belonging/supportive relationships at school, increasing from 62% to 66%, as measured by the Panorama General Wellness Survey and other site-based surveys.

How you can help

We welcome you to become a volunteer at our school. We have individual students who would benefit from one-to-one tutoring in basic skills, as well as a wide variety of other activities you can become involved with. Please contact the school office if you would like to join our team!

Engaging families, students and staff

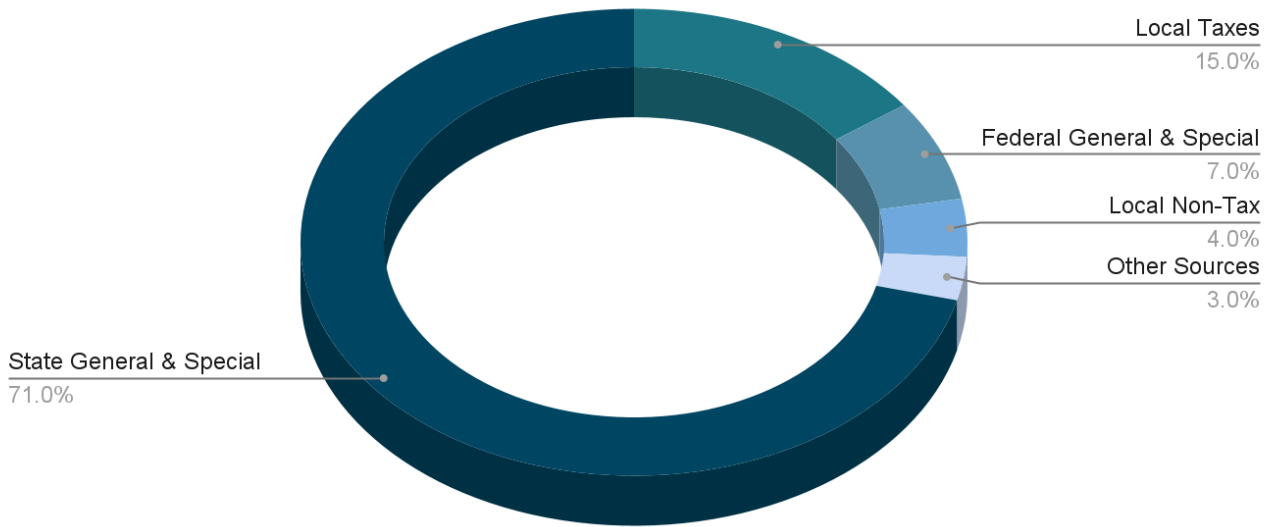
- Our instructional leadership team reviewed our school improvement plan and we will engage in ongoing partnerships with families and staff. Our goal is to include our student and families voices in making any course corrections.
- We value our partnerships with students and families, we're committed to working towards educational equity, and we pride ourselves on our strong community atmosphere and believe our diversity is our greatest strength.
- We believe at Cedar Valley that our kids and staff are not broken, systems are. To ensure supportive systems for students, we will focus on using research supported best practices.

Annual budget report

Where does our money come from? – Revenue

The district receives funding from three primary sources. The State of Washington provides approximately 71% of the funding for general operating costs, the federal government provides 7%, and 15% is generated through property taxes collected under the voter-approved Educational Programs and Operations Levy. Starting in 2019-20, the District began receiving Federal Elementary and Secondary School Emergency Relief Program funding (ESSER).

General Fund Resources: 2021-22 Budgeted Revenues



Each year, the district involves staff, students, families and community members in helping us to set budget priorities. For more information on school funding, please refer to the [2021-22 Citizen's Guide to the Budget](#). In addition, view our [2021-22 budget presentation](#).

About our building

Opened: 2001

Square footage: 64,729

We are proud that our school facility is used extensively by our community for meetings, events and youth activities.

Student diversity

Enrollment by student demographics	
Female	46.5%
Male	53.5%
American Indian/ Alaskan Native	0.7%
Asian	7.9%
Black/African American	14.0%
Hispanic/ Latino of any race(s)	47.7%
Native Hawaiian/ Other Pacific Islander	0.5%
Two or More Races	8.4%
White	20.9%
<i>OSPI 2020-21</i>	



Washington State Summary Cedar Valley Community School

19200 56TH AVE W
LYNNWOOD, WA 98036-0000

425.431.7390

Enrollment

2020-21 school year

430



42%

English Learners

75%

Low Income

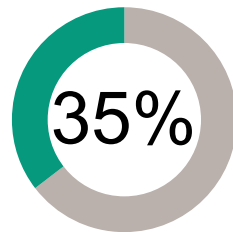
Student Performance

How are we doing getting students to their learning goals?

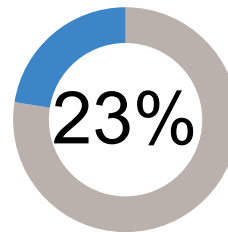
2018-19 school year



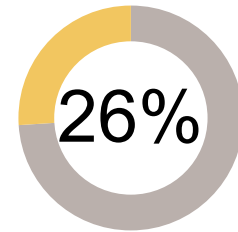
English Language Arts



Math



Science



Met grade level standards on state administered tests

How engaged are our students?



95%

Have Regular Attendance

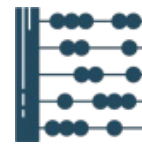
2019-20 school year



32%

Have High English Language Arts Growth

2018-19 school year



17%

Have High Math Growth

2018-19 school year

About Our Teachers and Classrooms

2019-20 school year



39

Number of Teachers

53.8%

Have Master's Degree or Higher

12.4

Average Years Experience

21.0

Average Class Size



Finances

2019-20 school year

Instructional Costs:

\$13,807

Non-Instructional Costs

\$3,723



Some data is suppressed to protect student privacy and will be represented by N<10, blank fields indicate no data was submitted to OSPI for this district or school. To see more, visit <https://washingtonstaterreportcard.ospi.k12.wa.us/>
If you have questions or comments, contact ReportCardRedesign@k12.wa.us

