



Brier Elementary School

Performance Report 2021-22

Mission statement of school and district

The Edmonds School District is relentlessly focused on ensuring Equity, Excellence, and Engagement for ALL students.

With our students, staff, families and entire community, we strive to provide high quality teaching and learning to serve ALL kids. We strive to disrupt institutional bias based on race, ethnicity, cultural, linguistic background, or circumstances.

About our school

At Brier Elementary, we believe in and work for a positive, supportive, safe school climate that focuses on strong academics and strong social emotional learning. Kindness and compassion for self and others are foundational pillars from which we learn to take risks, set goals, and grow to our fullest. We have a dedicated staff that continually challenges ourselves to learn and adapt our instruction to meet the diverse needs of our students. We are proud to be the Brier Bobcats.

Accomplishments and goals

Accomplishments:

- According to homeroom data: 2019-2020 school wide attendance rate was 90.42% and students who are EL had 81.81%. 2020-2021 school wide attendance rate was 95.55% and students who are EL had a 90.47% attendance rate.
- 76% in-person student return rate which we believe speaks to strong relationships and open, clear communication.

Academic goals:

- **Goal 1:** Between Fall of 2021 and Spring of 2024, students in grades K-4 will be able to read at grade level achieving 2% growth each year for the next 3 years as measured by Running Records and i-Ready reading diagnostic assessments.
- **Goal 2:** Between Fall of 2021 and Spring of 2024, students in grades K-6 will meet standard in numbers and operations base 10 by increasing 2% each year for the next 3 years as measured by iReady math diagnostic assessments.
- **Goal 3:** Between August 2021 and June 2022, BRE staff will develop our skill set in engaging in difficult conversations across differences in order to deepen our collaborative processes to ensure student learning that addresses our opportunity gaps. This goal will be measured by staff survey and observation data.

How you can help

Our school has a supportive PTA and an incredible number of parents and family members take time to volunteer. We always encourage more volunteers and in particular more male role models through our Watch D.O.G.S. program. We welcome you to become involved in our school by becoming a volunteer. Please contact the school office, we welcome you to join our team!

Engaging families, students and staff

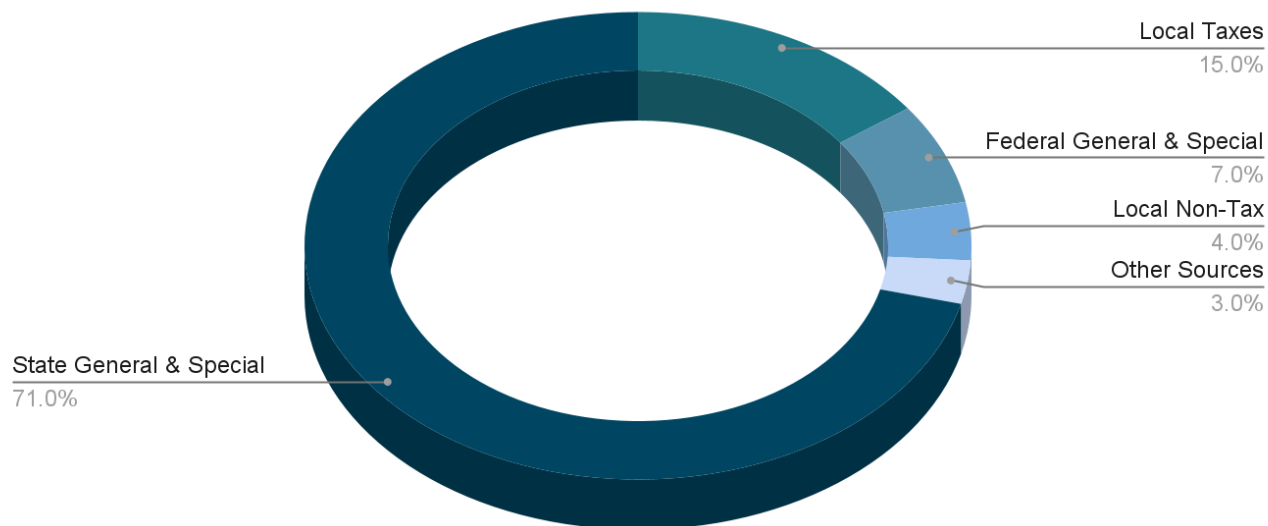
- The pandemic presented limitations on how we were able to engage stakeholders in the early formation of our 2021-2022 School Improvement Plan. This initial creation was developed by the administrator and the building leadership team who discussed Spring 2021 data, reviewed former building goals, and discussed earlier input from families. As this SIP process continues, we will build this process and engage families and students more strategically.
- Advocating successfully for our students with intensive special needs attending in-person 4 days/week when we returned in-person.
- We strive to build strong relationships (student-student, student-staff, staff-families), to have open communication where all voices are valued and listened to, and to challenge each other to be our best selves. It takes all of us, students, family, community and staff working together, to help all of our students excel. There are many things about our school that we are proud of. Among them is a strong connection with our families and community. Pre-Covid, we were able to have many parents/guardians and community members volunteer. We have an active PTA that provides activities and support for our students and staff in various ways including our Art in Action program and our garden club. In addition, BRE participates in community activities such as the Brier Seascare parade and Brier's winter celebration as we want our students to see themselves as part of the larger community.

Annual budget report

Where does our money come from? – Revenue

The district receives funding from three primary sources. The State of Washington provides approximately 71% of the funding for general operating costs, the federal government provides 7%, and 15% is generated through property taxes collected under the voter-approved Educational Programs and Operations Levy. Starting in 2019-20, the District began receiving Federal Elementary and Secondary School Emergency Relief Program funding (ESSER).

General Fund Resources: 2021-22 Budgeted Revenues



Each year, the district involves staff, students, families and community members in helping us to set budget priorities. For more information on school funding, please refer to the [2021-22 Citizen's Guide to the Budget](#). In addition, view our [2021-22 budget presentation](#).

About our building

Opened: 1965

Square footage: 43,919

Remodeled: 1989 (Modernization of the building)

We are proud that our school facility is used extensively by our community for meetings, events and youth activities.

Student diversity

Enrollment by student demographics	
Female	46.4%
Male	53.6%
American Indian/ Alaskan Native	0.2%
Asian	7.2%
Black/African American	2.9%
Hispanic/ Latino of any race(s)	11.4%
Native Hawaiian/ Other Pacific Islander	0.5%
Two or More Races	14.0%
White	63.8%
OSPI 2020-21	



Washington State Summary

Brier Elementary



3625 232ND ST SW
BRIER, WA 98036-8258



425.431.7854

Enrollment

2020-21 school year

414



6%

English Learners

12%

Low Income

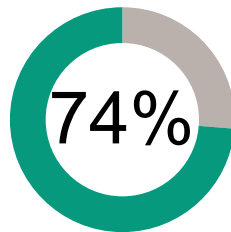
Student Performance

How are we doing getting students to their learning goals?

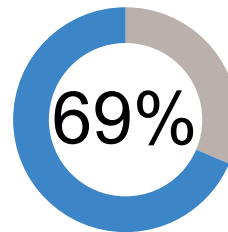
2018-19 school year



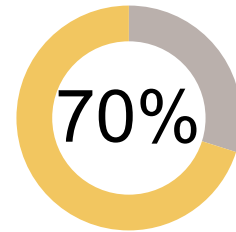
English Language Arts



Math



Science



Met grade level standards on state administered tests

How engaged are our students?



98%

Have Regular Attendance

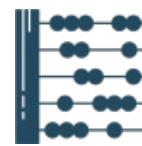
2019-20 school year



28%

Have High English Language Arts Growth

2018-19 school year



34%

Have High Math Growth

2018-19 school year

About Our Teachers and Classrooms

2019-20 school year



29

Number of Teachers

44.8%

Have Master's Degree or Higher

11.9

Average Years Experience

22.0

Average Class Size



Finances

2019-20 school year

Instructional Costs:

\$11,149

Non-Instructional Costs



\$3,723

Some data is suppressed to protect student privacy and will be represented by N<10, blank fields indicate no data was submitted to OSPI for this district or school. To see more, visit <https://washingtonstaterreportcard.ospi.k12.wa.us/>
If you have questions or comments, contact ReportCardRedesign@k12.wa.us

