



# Beverly Elementary School Performance Report 2021-22

## Mission statement of school and district

The Edmonds School District is relentlessly focused on ensuring Equity, Excellence, and Engagement for ALL students.

With our students, staff, families and entire community, we strive to provide high quality teaching and learning to serve ALL kids. We strive to disrupt institutional bias based on race, ethnicity, cultural, linguistic background, or circumstances.

## About our school

Beverly Elementary is a large and diverse community of learners. Our teachers and staff are committed to providing rich learning opportunities for all students. We value our partnerships with students and families. We're committed to working towards educational equity. We pride ourselves on our strong community atmosphere and believe our diversity is our greatest strength.

## Accomplishments and goals

### Accomplishments:

- Intermediate students had stronger reading skills than primary students while primary students had stronger math skills than intermediate students according to both i-Ready reading and math, and our running record data.
- We also identified that our students, who do not speak a language other than English, performed better on most assessments (SBA, i-Ready, running records) than students who speak more than one language.

### **Academic goals:**

- **Goal 1:** Between Fall of 2021 and Spring of 2024, students in grades 1-3 will be able to read at grade level increasing from 57% to 62% meeting standard as measured by I-Ready, Running records, and aligned classroom-based assessments.
- **Goal 2:** Between Fall of 2021 and Spring of 2024, students in grades 4-6 will be able to achieve at grade level math increasing from 34% to 40% meeting standard as measured by I-Ready and SBA.
- **Goal 3:** Between Fall of 2021 and Spring of 2024, students in grades 3-6 will feel a greater sense of belonging/supportive relationships at school increasing from 60% to 66% as measured by the Panorama General Wellness Survey and other site-based surveys.

## **How you can help**

An invitation to all parents and citizens to participate in school activities. We welcome you to become involved in our school by becoming a volunteer. We have individual students who would benefit from one-on-one tutoring in basic skills, as well a wide variety of other ways you can assist us and our students. Please contact the school office if you are interested!

## **Engaging families, students and staff**

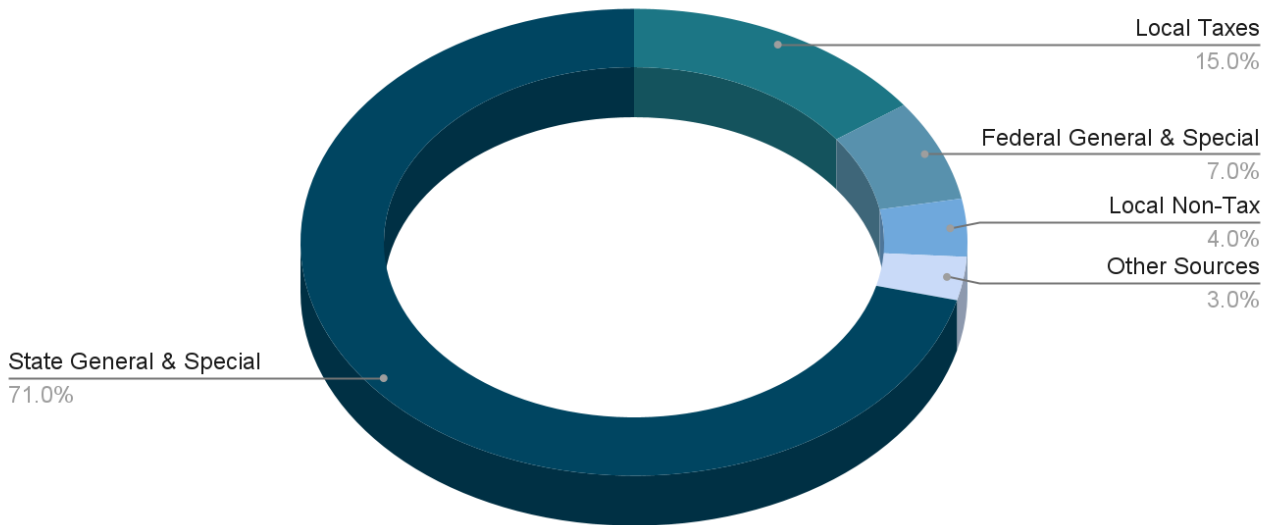
- Our instructional leadership team reviewed our school improvement plan and we will engage in ongoing partnerships with families and staff.
- Our goal is to include student voices in making any course corrections.
- We also believe that high quality teaching and learning that is aligned will support students in achieving grade levels standards.

## **Annual budget report**

### **Where does our money come from? – Revenue**

The district receives funding from three primary sources. The State of Washington provides approximately 71% of the funding for general operating costs, the federal government provides 7%, and 15% is generated through property taxes collected under the voter-approved Educational Programs and Operations Levy. Starting in 2019-20, the District began receiving Federal Elementary and Secondary School Emergency Relief Program funding (ESSER).

## General Fund Resources: 2021-22 Budgeted Revenues



Each year, the district involves staff, students, families and community members in helping us to set budget priorities. For more information on school funding, please refer to the [2021-22 Citizen's Guide to the Budget](#). In addition, view our [2021-22 budget presentation](#).

### About our building

**Opened:** 1959

**Square Footage:** 48,020

**Remodeled:** 1988

We are proud that our school facility is used extensively by our community for meetings, events and youth activities.

## Student diversity

Enrollment by student demographics	
Female	47.6%
Male	52.4%
American Indian/ Alaskan Native	1.6%
Asian	8.8%
Black/African American	11.0%
Hispanic/ Latino of any race(s)	22.3%
Native Hawaiian/ Other Pacific Islander	1.2%
Two or More Races	14.1%
White	41.0%
OSPI 2020-21	



# Washington State Summary

## Beverly Elementary

5221 168th St SW  
Lynnwood, WA 98037-3099

425.431.7732

### Enrollment

2020-21 school year

498



17%

English Learners

37%

Low Income

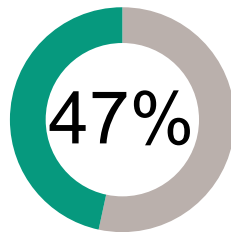
### Student Performance

How are we doing getting students to their learning goals?

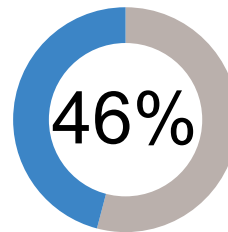
2018-19 school year



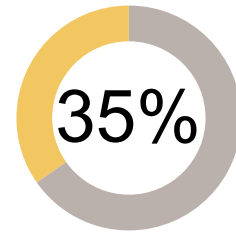
English Language Arts



Math



Science



Met grade level standards on state administered tests

### How engaged are our students?



94%

Have Regular Attendance

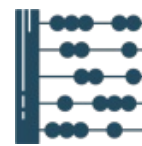
2019-20 school year



26%

Have High English Language Arts Growth

2018-19 school year



36%

Have High Math Growth

2018-19 school year

### About Our Teachers and Classrooms

2019-20 school year



44

Number of Teachers

70.5%

Have Master's Degree or Higher

15.6

Average Years Experience

19.0

Average Class Size



### Finances

2019-20 school year

Instructional Costs:

\$12,764

Non-Instructional Costs



\$3,723

Some data is suppressed to protect student privacy and will be represented by N<10, blank fields indicate no data was submitted to OSPI for this district or school. To see more, visit <https://washingtontatereportcard.ospi.k12.wa.us/>  
If you have questions or comments, contact [ReportCardRedesign@k12.wa.us](mailto:ReportCardRedesign@k12.wa.us)

