



Alderswood Middle School Performance Report 2021-22

Mission statement of school and district

The Edmonds School District is relentlessly focused on ensuring Equity, Excellence, and Engagement for ALL students.

With our students, staff, families and entire community, we strive to provide high quality teaching and learning to serve ALL kids. We strive to disrupt institutional bias based on race, ethnicity, cultural, linguistic background, or circumstances.

About our school

Alderswood Middle School is a public school that serves students in grades 7-8. We strive to support our students to receive the care and guidance needed to grow socially, emotionally, and academically so that they can achieve their full potential. We prioritize our efforts and resources on strategies that center around culturally responsive practices to recognize the strengths and support the needs of all of our students.

Accomplishments and goals

Accomplishments:

- According to our most recent iReady Reading data, our 7th and 8th grade students have strengths in Phonological Awareness, Phonics, and High-Frequency Words, with at least 90% of our students at mid or above grade level in these areas. Our specific needs were regarding Vocabulary, Comprehension of Literature, and Comprehension of Informational Text, with about one-third of our students at or above grade level.

Academic goals:

- **Goal 1:** Literacy. By implementing a variety of supportive instructional practices, such as close reading skills, SIOP vocabulary strategies, and scaffolded lessons, all students will increase by at least one grade level in their ability to comprehend literature and information text, according to iReady data and

frequently monitored by classroom-based assessments. Student achievement data will reflect equitable distribution of outcomes across lines of race, ethnicity, and student service.

- **Goal 2: Math.** By implementing a variety of supportive instructional practices, such as strategies for understanding linear relationships, SIOP vocabulary strategies, and providing translatable materials, all students will increase by at least one grade level in their Algebra and Algebraic Thinking, according to iReady data and frequently monitored by classroom-based assessments. Student achievement data will reflect equitable distribution of outcomes across lines of race, ethnicity, and student service.
- **Goal 3: Engagement.** By implementing a variety of supportive SEL strategies, such as creating relationships, improving access by scaffolding curriculum, practicing culturally responsive teaching, and promoting self-awareness, students will report a greater sense of connectedness to students and staff, according to the Panorama Student Wellness Survey and formative assessments such as student panels and Advisory surveys. Student data will reflect equitable distribution of outcomes around lines of race, ethnicity, and student service.

How you can help

Forging a strong relationship between the school and home is beneficial to student performance and academic growth. We have the benefit of an active PTA at our school. We welcome you to become involved in our school by becoming a volunteer, there are many ways that you can participate and we would welcome your support. Please contact the school office if you are interested.

Engaging families, students and staff

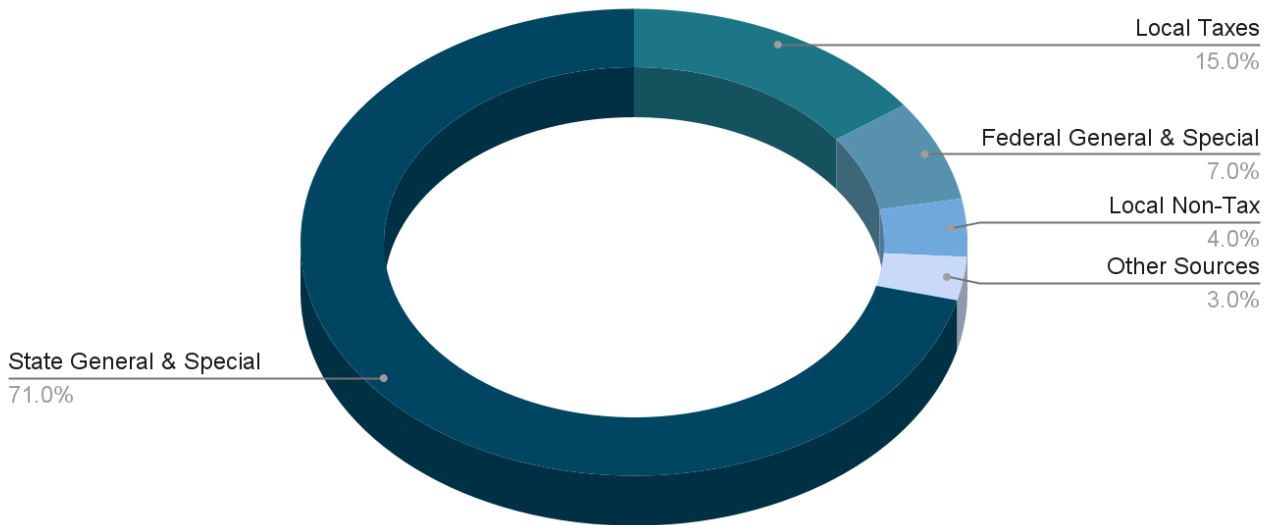
- Staff were able to provide input into this year's School Improvement Plan in staff meetings and will continue to monitor progress and reevaluate strategies as we progress forward.
- Our Instructional Council was able to provide input and craft strategies in order to reach our Literacy, Math, and Engagement goals. This council will continue to monitor the SIP monthly and we will spend time in staff meetings to progress monitor and examine the data we will be collecting.
- Our SIP will be examined by our Equity Team, where we have students and parents as members, to make sure any questions can be answered and opinions can be shared about the direction of the plan.
- We will also use the Equity Team to share out schoolwide data from iReady, Panorama, SBA, and other data sets that will help inform our progress.

Annual budget report

Where does our money come from? – Revenue

The district receives funding from three primary sources. The State of Washington provides approximately 71% of the funding for general operating costs, the federal government provides 7%, and 15% is generated through property taxes collected under the voter-approved Educational Programs and Operations Levy. Starting in 2019-20, the District began receiving Federal Elementary and Secondary School Emergency Relief Program funding (ESSER).

General Fund Resources: 2021-22 Budgeted Revenues



Each year, the district involves staff, students, families and community members in helping us to set budget priorities. For more information on school funding, please refer to the [2021-22 Citizen's Guide to the Budget](#). In addition, view our [2021-22 budget presentation](#).

About our building

Opened: January 2017

Square footage: 114,400 square feet

We are proud that our school facility is used extensively by our community for meetings, events and youth activities.

Student diversity

Enrollment by student demographics	
Female	47.3%
Gender X	0.1%
Male	52.5%
American Indian/ Alaskan Native	0.5%
Asian	18.6%
Black/African American	8.1%
Hispanic/ Latino of any race(s)	29.9%
Native Hawaiian/ Other Pacific Islander	0.8%
Two or More Races	8.5%
White	33.6%
OSPI 2020-21	



Washington State Summary

Alderwood Middle School

1132 172nd St SW
LYNNWOOD, WA 98037

4254317579

Enrollment

2020-21 school year

824



17%

English Learners

48%

Low Income

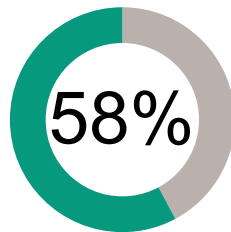
Student Performance

How are we doing getting students to their learning goals?

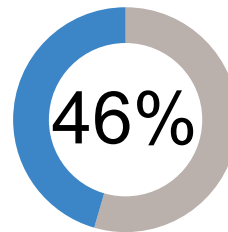
2018-19 school year



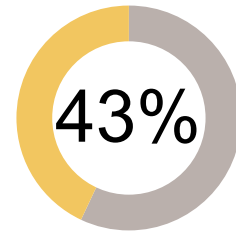
English Language Arts



Math



Science



Met grade level standards on state administered tests

How engaged are our students?



92%

Have Regular Attendance


2019-20 school year



34%

Have High English Language Arts Growth

2018-19 school year



40%

Have High Math Growth

2018-19 school year

About Our Teachers and Classrooms

2019-20 school year



51

Number of Teachers

82.4%

Have Master's Degree or Higher

17.3

Average Years Experience

24.0

Average Class Size



Finances

2019-20 school year

Instructional Costs:

\$10,067

Non-Instructional Costs



\$3,723

Some data is suppressed to protect student privacy and will be represented by N<10, blank fields indicate no data was submitted to OSPI for this district or school. To see more, visit <https://washingtonstaterreportcard.ospi.k12.wa.us/>
If you have questions or comments, contact ReportCardRedesign@k12.wa.us

