

# 2022 Beaverton School District Middle School Student Survey

\*Percent Agree includes both Strongly Agree and Agree responses.

## Do you agree or disagree that...

	Percent Agree
I feel welcome and accepted at my school.	86%
I generally feel safe at my school.	79%
There is at least one adult at school who really cares about me.	82%
There is at least one adult who knows me well enough that I might ask them to help me make decisions.	64%
People at my school understand me as a person.	72%

## Do you agree or disagree that...

	Percent Agree
My thinking has grown as a result of new learning.	78%
My teachers provide adequate and frequent feedback to help me move my learning forward.	79%
My teachers believe I can learn.	91%

## Do you agree or disagree that...

	Percent Agree	Percent Disagree	Percent Don't Know
My teachers set high expectations for me.	65%	11%	25%
My teachers expect me to attend college.	50%	9%	40%

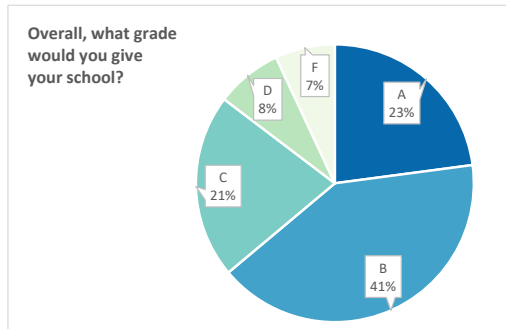
\*Percent Agree includes Strongly Agree and Agree responses; Percent Disagree includes Strongly Disagree and Disagree responses.

## My school is clean and neat...

	Percent Agree
In general	78%
In the bathrooms	42%

## Overall, this is the grade I would give my school.

	Percent
A	23%
B	41%
C	21%
D	8%
F	7%



## 2022 Beaverton School District Middle School Student Survey

Due to a survey administration error, not all students in comprehensive middle schools had the opportunity to answer the questions on this page. Results may not be representative of all 7th graders.

This is the first year of a common middle school schedule in which all students have five required courses (language arts, social studies, science, math and PE) and two elective courses each day.

### Which do you prefer?

	Percent
Seven courses, including two elective courses	74%
Six courses, including one elective course	26%

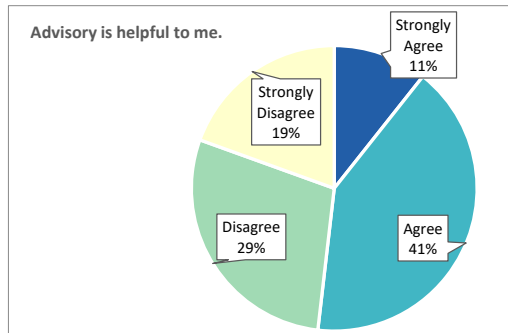
### What do you think?

	Percent
Longer math and science courses are helpful to me.	38%
All classes should be the same length of time.	62%

Advisory is a time when students learn social-emotional skills and build community to increase success in academic courses.

### Advisory is helpful to me.

	Percent
Strongly Agree	11%
Agree	41%
Disagree	29%
Strongly Disagree	19%



## 2022 Beaverton School District Middle School Student Survey

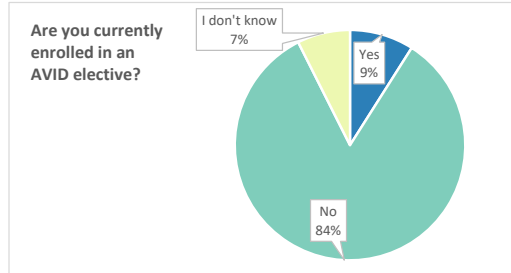
AVID is an elective class which focuses on writing, inquiry, collaboration, organization and reading skills. AVID scholars also focus on strategies for success, colleges and careers, and team building.

Students qualify for AVID based on their performance as well as their family background.

To find out if you qualify for AVID, talk to your counselor.

### Are you currently enrolled in an AVID elective?

	Percent
Yes	9%
No	84%
I don't know	7%



### Technology

	Percent Agree
My school teaches me how to be a good digital citizen.	82%
I have adequate internet connectivity at home and can access school work with no connectivity problems.	93%
Outside of school, my Chromebook is the main device that I use to complete school work.	77%
My teachers use Canvas regularly to share assignments, resources and classwork.	95%
My learning experience is supported by the digital tools my school offers.	91%

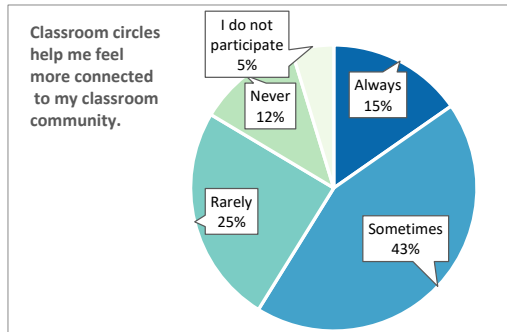
## 2022 Beaverton School District Middle School Student Survey

### How often do you participate in classroom circles or community circles?

	Percent
4 or more times per week	11%
1-3 times per week	15%
2-3 times per month	9%
1 time per month	5%
Less than 1 time per month	8%
Never	16%
I do not know what classroom circles are	35%

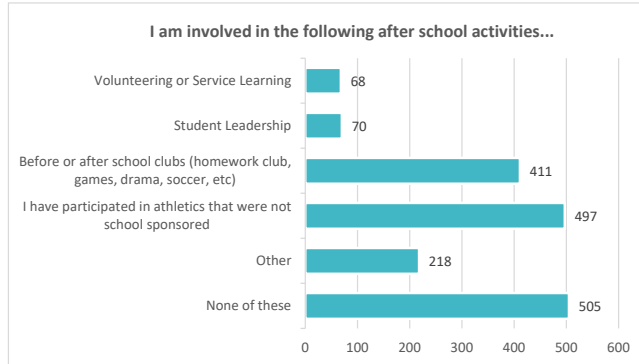
### Classroom circles help me feel more connected to my classroom community.

	Percent
Always	15%
Sometimes	44%
Rarely	25%
Never	12%
I do not participate	5%



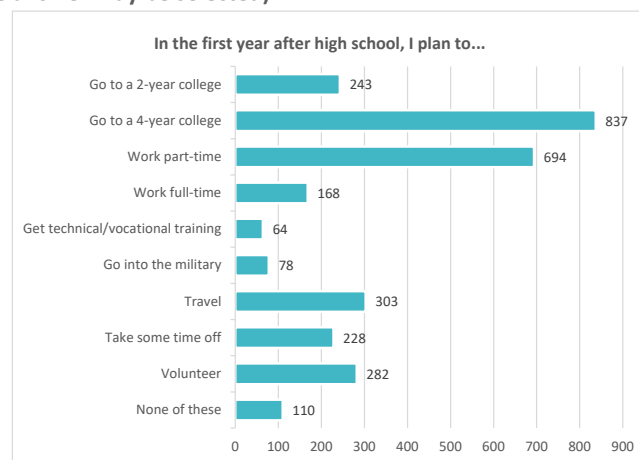
### I am involved in the following after school activities (more than one answer may be selected)...

	Number
Volunteering or Service Learning	68
Student Leadership	70
Before or after school clubs (homework club, games, drama, soccer, etc)	411
I have participated in athletics that were not school sponsored	497
Other	218
None of these	505



### In the first year after high school, I plan to (more than one answer may be selected)...

	Number
Go to a 2-year college	243
Go to a 4-year college	837
Work part-time	694
Work full-time	168
Get technical/vocational training	64
Go into the military	78
Travel	303
Take some time off	228
Volunteer	282
None of these	110



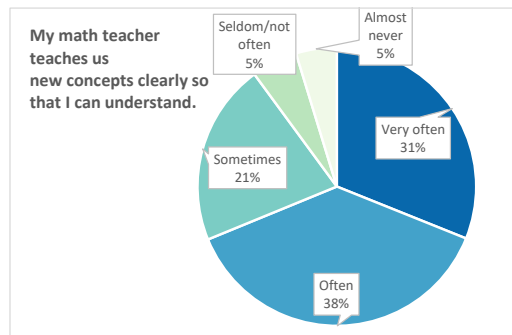
## 2022 Beaverton School District Middle School Student Survey

### In math class...

	Percent Agree
Good resources are provided to help me learn math (textbook, packets, worksheets, notes and/or digital resources).	89%
I see examples of people, places, events, issues and situations that I relate to in the curriculum.	69%
The curriculum has photos/pictures, names, scenarios, and text that reflect a diverse society.	74%
My teacher helps me understand why certain steps work and not just how to do them.	80%
The work we do in class prepares me for the tests and assessments.	87%
I have opportunities to improve my scores on the learning targets.	88%

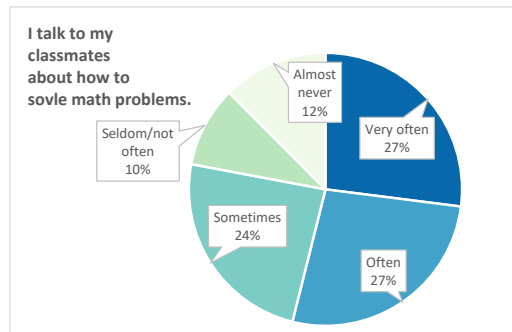
### My math teacher teaches us new concepts clearly so that I can understand.

	Percent
Very often	31%
Often	38%
Sometimes	21%
Seldom/not often	5%
Almost never	5%



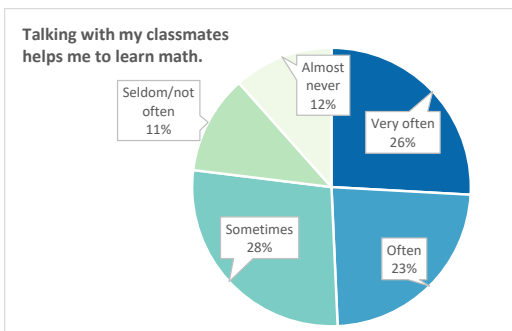
### I talk to my classmates about how to solve math problems.

	Percent
Very often	27%
Often	27%
Sometimes	24%
Seldom/not often	10%
Almost never	12%



### Talking with my classmates helps me to learn math.

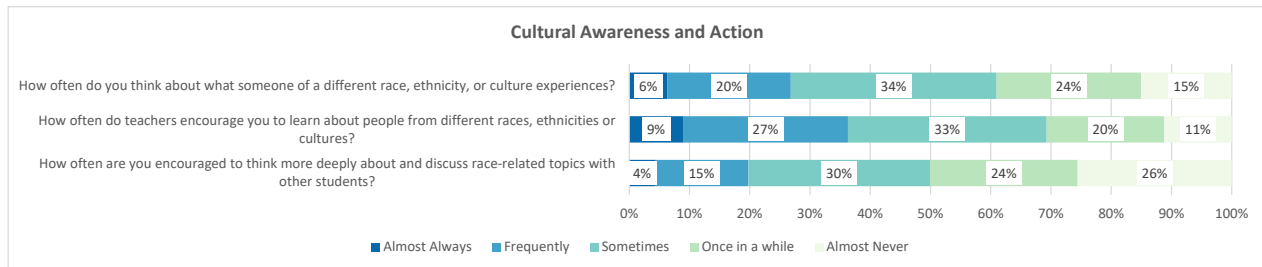
	Percent
Very often	26%
Often	23%
Sometimes	28%
Seldom/not often	11%
Almost never	12%



# 2022 Beaverton School District Middle School Student Survey

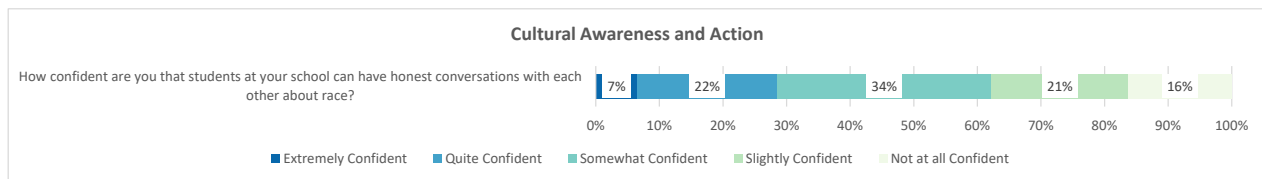
## Cultural Awareness and Action

	Almost Always	Frequently	Sometimes	Once in a while	Almost Never
How often do you think about what someone of a different race, ethnicity, or culture experiences?	6%	20%	34%	24%	15%
How often do teachers encourage you to learn about people from different races, ethnicities or cultures?	9%	27%	33%	20%	11%
How often are you encouraged to think more deeply about and discuss race-related topics with other students?	4%	15%	30%	24%	26%



## Cultural Awareness and Action

	Extremely Confident	Quite Confident	Somewhat Confident	Slightly Confident	Not at all Confident
How confident are you that students at your school can have honest conversations with each other about race?	7%	22%	34%	21%	16%



## Staff members here treat all students nicely and with respect, no matter...

	Percent Agree	Percent Disagree	Percent Don't Know
Their race	87%	7%	6%
Their national origin	87%	6%	7%
Their language	86%	7%	7%
Whether their parents are rich or poor	83%	7%	10%
Their religion	85%	6%	9%
Their level of physical or mental ability	76%	16%	8%
Their gender identity	80%	12%	8%
Their sexual orientation	80%	10%	11%

## Students here treat all students nicely and with respect, no matter...

	Percent Agree	Percent Disagree	Percent Don't Know
Their race or language	64%	29%	7%
Their national origin	70%	21%	9%
Their language	72%	21%	7%
Whether their parents are rich or poor	59%	30%	11%
Their religion	68%	22%	9%
Their level of physical or mental ability	52%	39%	9%
Their gender identity	56%	35%	9%
Their sexual orientation	55%	34%	11%

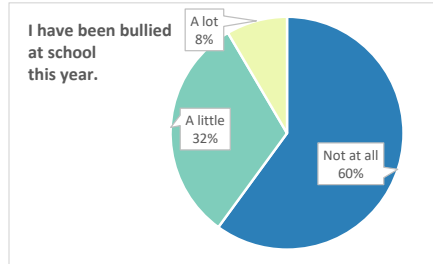
## 2022 Beaverton School District Middle School Student Survey

Bullying is unwanted, aggressive behavior among students that involves a real or perceived power imbalance. The behavior is repeated, or could be repeated, over time. Bullying includes actions such as making threats, spreading rumors, attacking someone physically or verbally, and excluding someone from a group on purpose.

Adapted from StopBullying.gov <https://www.stopbullying.gov/what-is-bullying/definition>

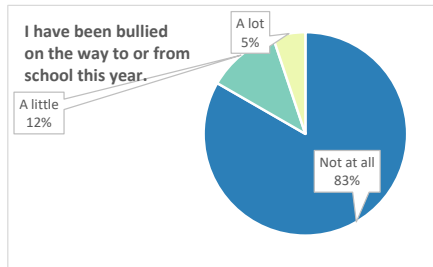
### I have been bullied at school this year.

	Percent
Not at all	60%
A little	31%
A lot	8%



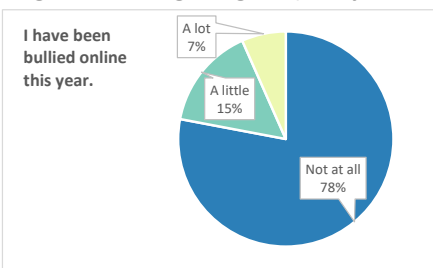
### I have been bullied on the way to or from school this year.

	Percent
Not at all	83%
A little	12%
A lot	5%



### I have been bullied online (for example on Twitter, Snapchat, Instagram, TikTok, gaming, etc.) this year.

	Percent
Not at all	78%
A little	15%
A lot	7%

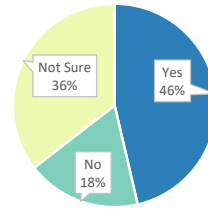


## 2022 Beaverton School District Middle School Student Survey

**My school takes instances of bullying and/or harassment including bias incidents and/or hate speech seriously.**

	Percent
Yes	46%
No	18%
Not Sure	35%

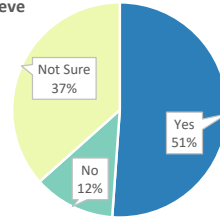
My school takes instances of bullying and/or harassment seriously.



**My school will believe me if I report an instance of bullying and/or harassment including bias incidents and/or hate speech.**

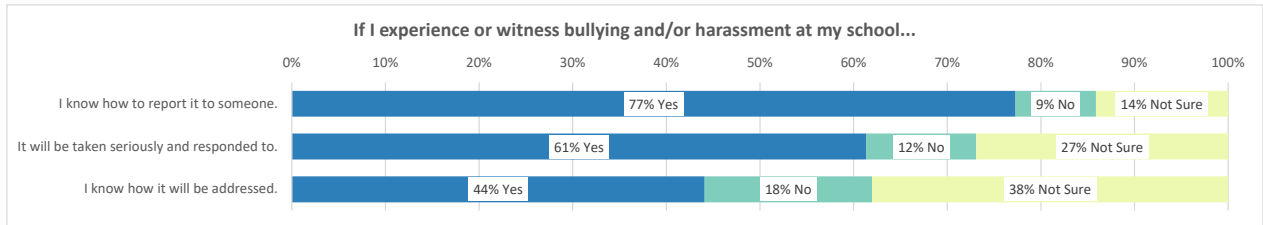
	Percent
Yes	51%
No	12%
Not Sure	37%

My school will believe me if I report an instance of bullying and/or harassment.



**If I experience or witness bullying and/or harassment, including bias incidents and/or hate speech at my school...**

	Percent Yes	Percent No	Percent Not Sure
I know how to report it to someone.	77%	9%	14%
It will be taken seriously and responded to.	61%	12%	27%
I know how it will be addressed.	44%	18%	38%



SafeOregon gives students, parents, schools and their communities a way to report safety threats or potential acts of violence.

**SafeOregon**

	Percent Yes
Are you aware of SafeOregon?	66%



# 2022 Beaverton School District Middle School Student Survey

## Demographic Breakdown: Middle School Students, Grade 7

	<b>Number</b>
Total Responses	2559
Total Enrollment	3026
Survey Response Rate	84.6%

## Race/Ethnic Background (Optional question)

	<b>Percent</b>
Asian	24.2%
Black/African American	2.6%
Hispanic/Latino (Latinx)	17.6%
Middle Eastern/North African	1.5%
Native American/Alaska Native	1.3%
Pacific Islander	0.1%
White	41.4%
Multiracial	11.3%

## Gender Identity (Optional question)

	<b>Percent</b>
Female	43.8%
Male	44.8%
Non-binary/third gender	5.1%
Prefer to self describe	6.3%

## Sexual Orientation (Optional question)

	<b>Percent</b>
LGBTQ	25.7%
Non-LGBTQ	74.3%