

2022 Beaverton School District Elementary School Student Survey

*Percent Agree includes both Strongly Agree and Agree responses.

This year at school...

	Percent Agree
I feel welcome and accepted at my school.	94%
I generally feel safe at my school.	91%
There is at least one adult at school who really cares about me.	90%
There is at least one adult who knows me well enough that I might ask them to help me make decisions.	81%

Do you agree or disagree that...

	Percent Agree
My teacher talks to me about learning targets.	91%
I understand what I am supposed to be learning in class.	94%
My teachers believe I can learn.	97%
My thinking has grown as a result of new learning.	92%
My teacher provides adequate and frequent feedback to help me move my learning forward.	92%
I get help with my work when I need it.	89%

Students at my school treat each other nicely and with respect, no matter...

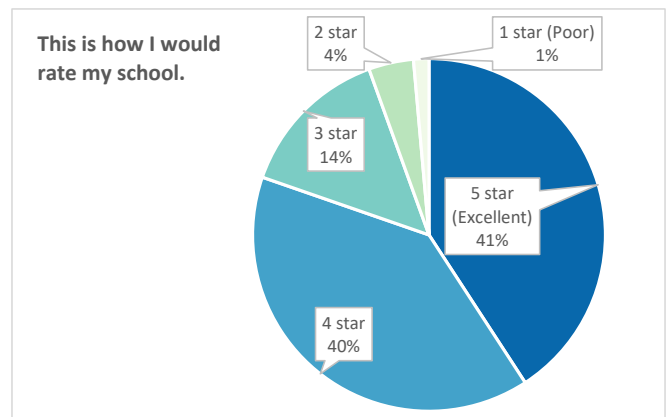
	Percent Agree
The language they speak or the color of their skin.	81%
Whether their parents are rich or poor.	86%

My school is clean and neat...

	Percent Agree
In general	91%
In the bathrooms	44%

This is how I would rate my school.

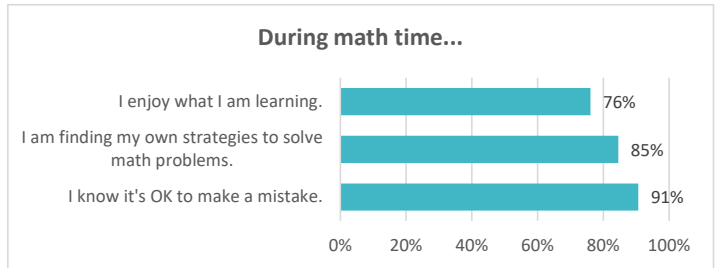
	Percent
5 star (Excellent)	41%
4 star	39%
3 star	14%
2 star	4%
1 star (Poor)	1%



2022 Beaverton School District Elementary School Student Survey

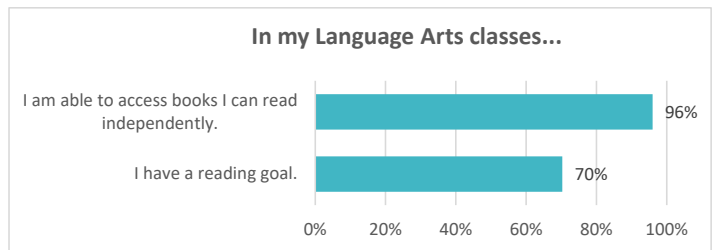
During math time...

	Percent Agree
I enjoy what I am learning.	76%
I am finding my own strategies to solve math problems.	85%
I know it's OK to make a mistake.	91%



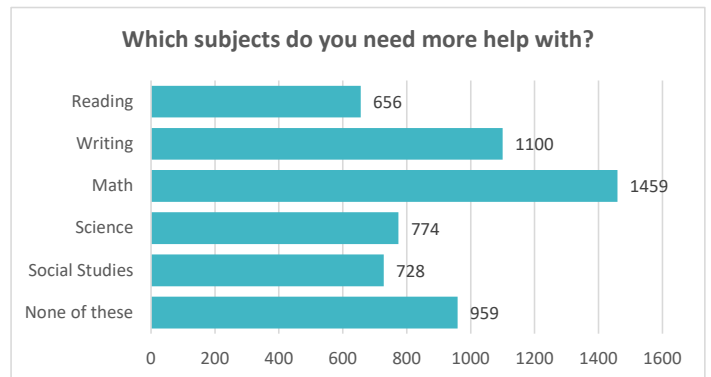
In my Language Arts class...

	Percent Agree
I am able to access books I can read independently.	96%
I have a reading goal.	70%



Which subjects do you need more help with? More than one answer may be selected.

	Number
Reading	656
Writing	1100
Math	1459
Science	774
Social Studies	728
None of these	959



2022 Beaverton School District Elementary School Student Survey

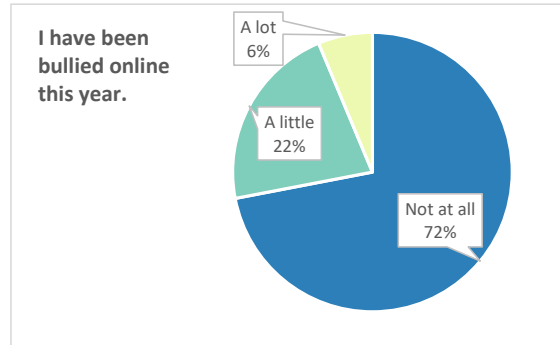
One reason students sometimes don't feel safe is that they get bullied by other students.

Bullying is when someone is being hurt either by words or actions on purpose. It usually happens more than once. The student being hurt feels bad because of it and has a hard time stopping what is happening to them.

Adapted from <http://www.pacerkidsagainstabullying.org/kab/what-is-bullying/>

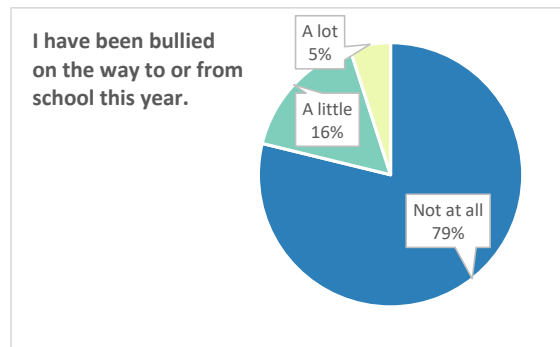
I have been bullied online (for example: Twitter, Snapchat, Instagram, TikTok, gaming, etc) this year.

	Percent
Not at all	72%
A little	22%
A lot	6%



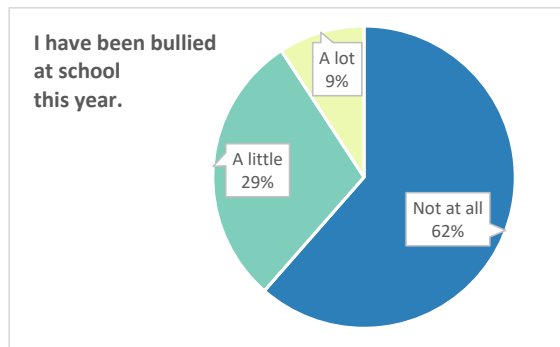
I have been bullied on the way to or from school this year.

	Percent
Not at all	79%
A little	16%
A lot	5%



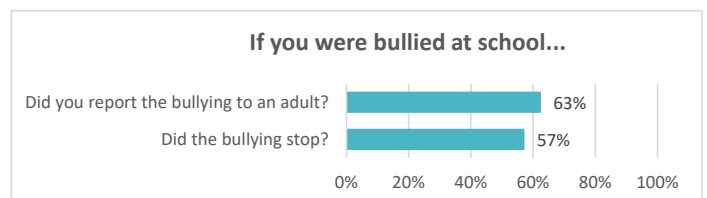
I have been bullied at school this year.

	Percent
Not at all	61%
A little	29%
A lot	9%



If you were bullied at school...

	Percent Yes
Did you report the bullying to an adult?	63%
Did the bullying stop?	57%



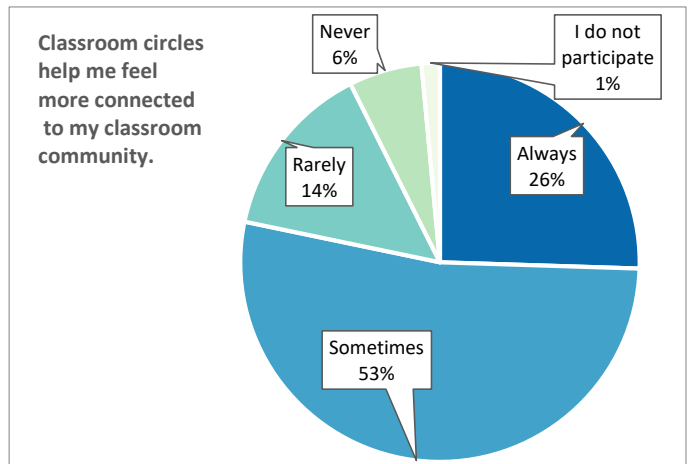
2022 Beaverton School District Elementary School Student Survey

How often do you participate in classroom circles, community circles, or morning meeting-circles?

	Percent
4 or more times per week	46%
1-3 times per week	18%
2-3 times per month	6%
1 time per month	3%
Less than 1 time per month	4%
Never	11%
I do not know what classroom circles are	13%

Classroom circles help me feel more connected to my classroom community.

	Percent
Always	26%
Sometimes	53%
Rarely	14%
Never	6%
I do not participate	1%

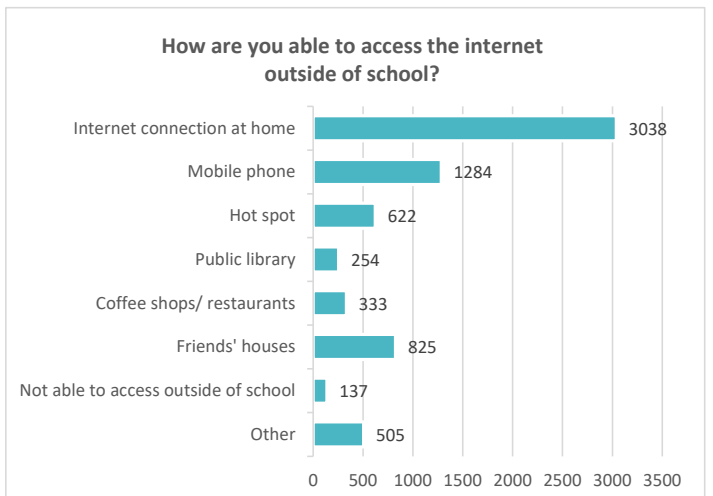


Do you agree or disagree that...

	Percent Agree
My school teaches me how to be a good digital citizen.	94%

How are you able to access the internet outside of school?

	Number
Internet connection at home	3038
Mobile phone	1284
Hot spot	622
Public library	254
Coffee shops/ restaurants	333
Friends' houses	825
Not able to access outside of school	137
Other	505



2022 Beaverton School District Elementary School Student Survey

Demographic Breakdown: Elementary Students, Grades 4-5

	Number
Survey Responses	4077
Total Enrollment	5706
Survey Response Rate	71.5%

Grade

	Percent
Fourth Grade	46.8%
Fifth Grade	53.2%

Gender

	Percent
Boy	50.4%
Girl	43.7%
Neither/Unsure	5.9%