

2022 Survey Results Summary



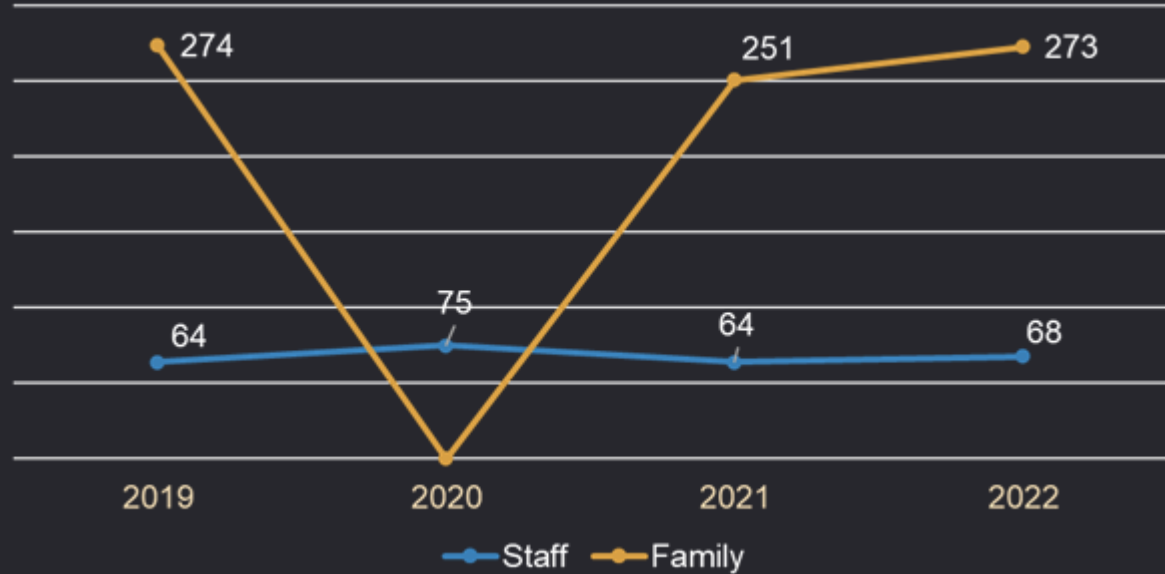
AMSA

ADVANCED MATH & SCIENCE ACADEMY

INTEGRITY • EXCELLENCE • COMMUNITY

Response Rates

Spring Survey	Staff	Family
2019	64	274
2020	75 (58%)	N/A
2021	64 (49.6%)	251 (18.6%)
2022	68 (45.1%)	273 (16.4%)



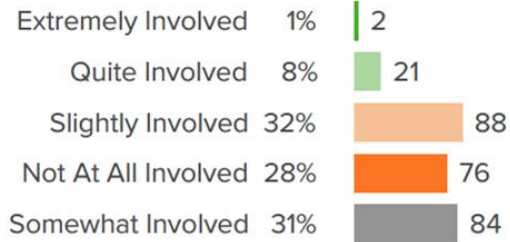


Should We Change the Approach?

- Survey length didn't significantly affect turnout
- Making email stand out as more AMSA focused
- Use of 3rd party still desired
- When is the right time?
- Survey fatigue – other opportunities for input

Highlights

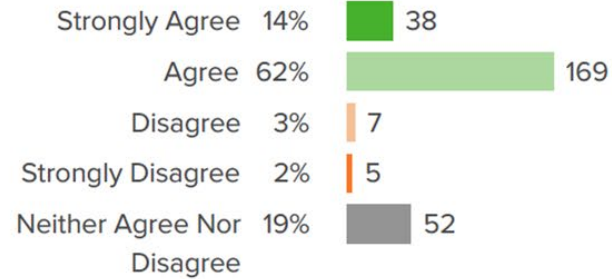
Q.1: How involved have you been in fundraising efforts at AMSA?



▲ 3 from last survey

Favorable: **12%**

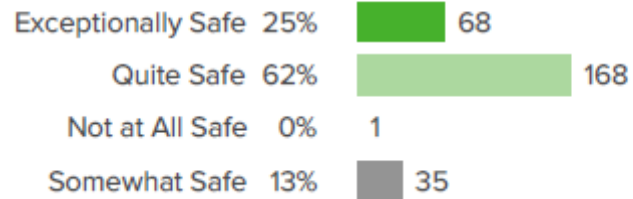
Q.2: AMSA provides appropriate opportunities for me to get involved and help.



Favorable: **95%**

Highlights

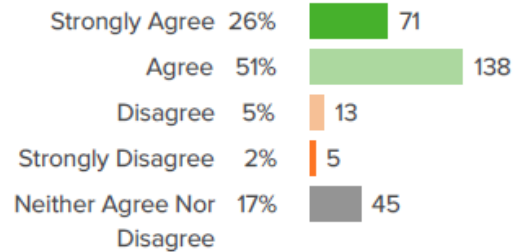
Q.4: Overall, how safe does your student feel at school?



Highlights – Side by Side

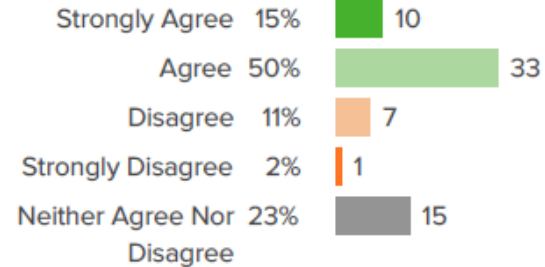
Families

Q.1: I believe AMSA empowers students of all backgrounds and abilities to excel in all subjects at an advanced level.



Staff

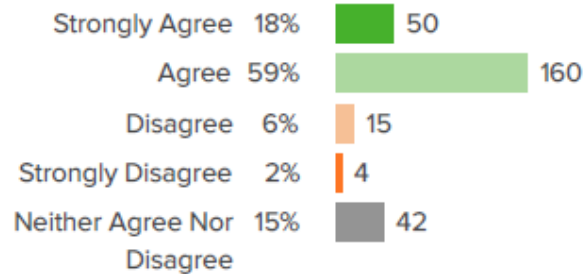
Q.1: AMSA empowers students of all backgrounds and abilities to excel in all subjects at an advanced level.



Highlights – Side by Side

Families

Q.3: The administration consistently defines and enforces school rules and policies.



Staff

Q.4: The school administration consistently defines and enforces school rules and policies.

