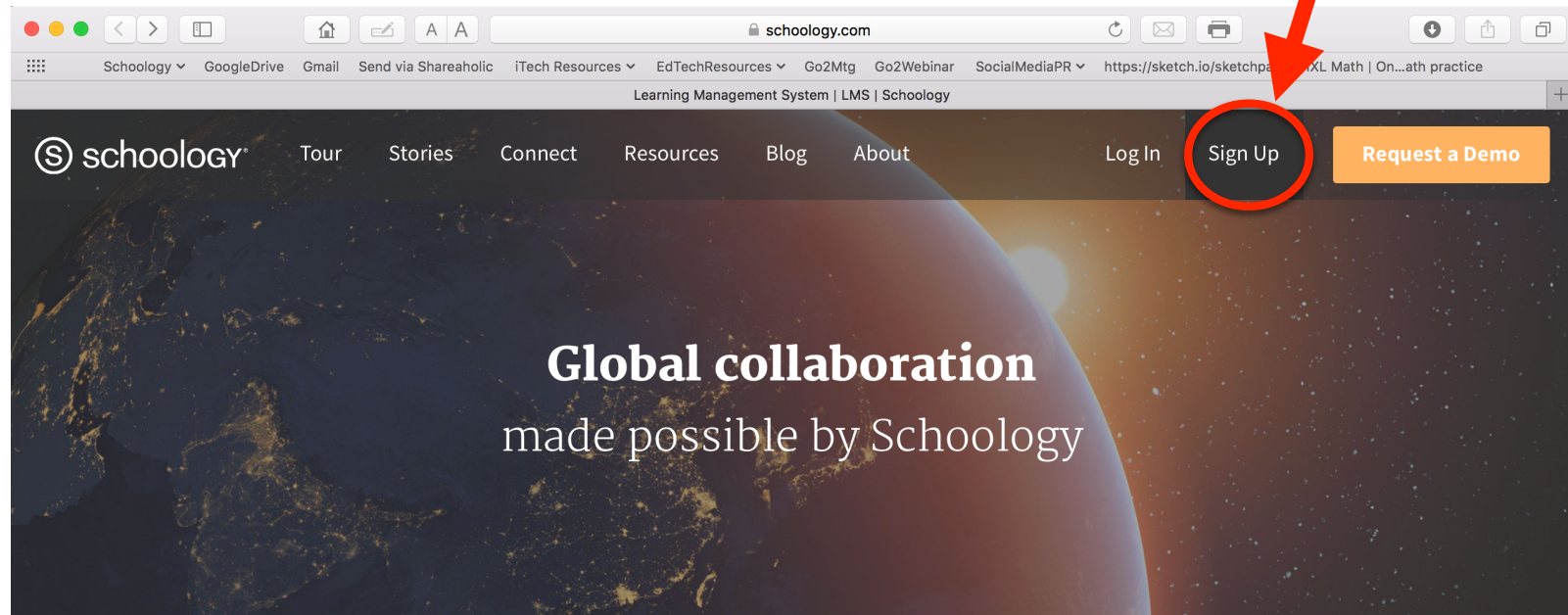


Go to www.Schoology.com and click SIGN UP



Schoology /**skoo**-luh-jee/

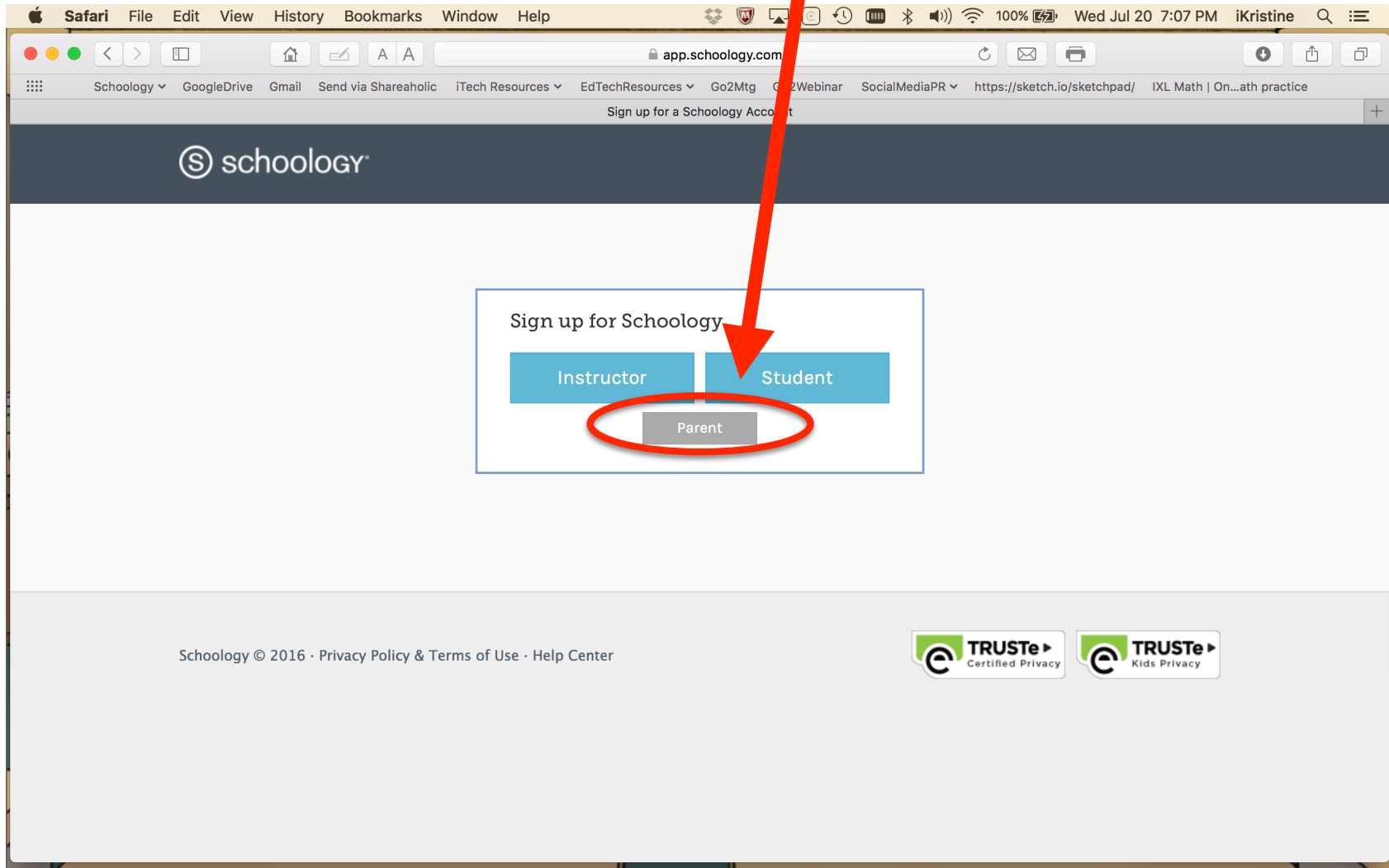
The only learning management system (LMS) that connects all the people,
content, and systems that fuel education.

K-12

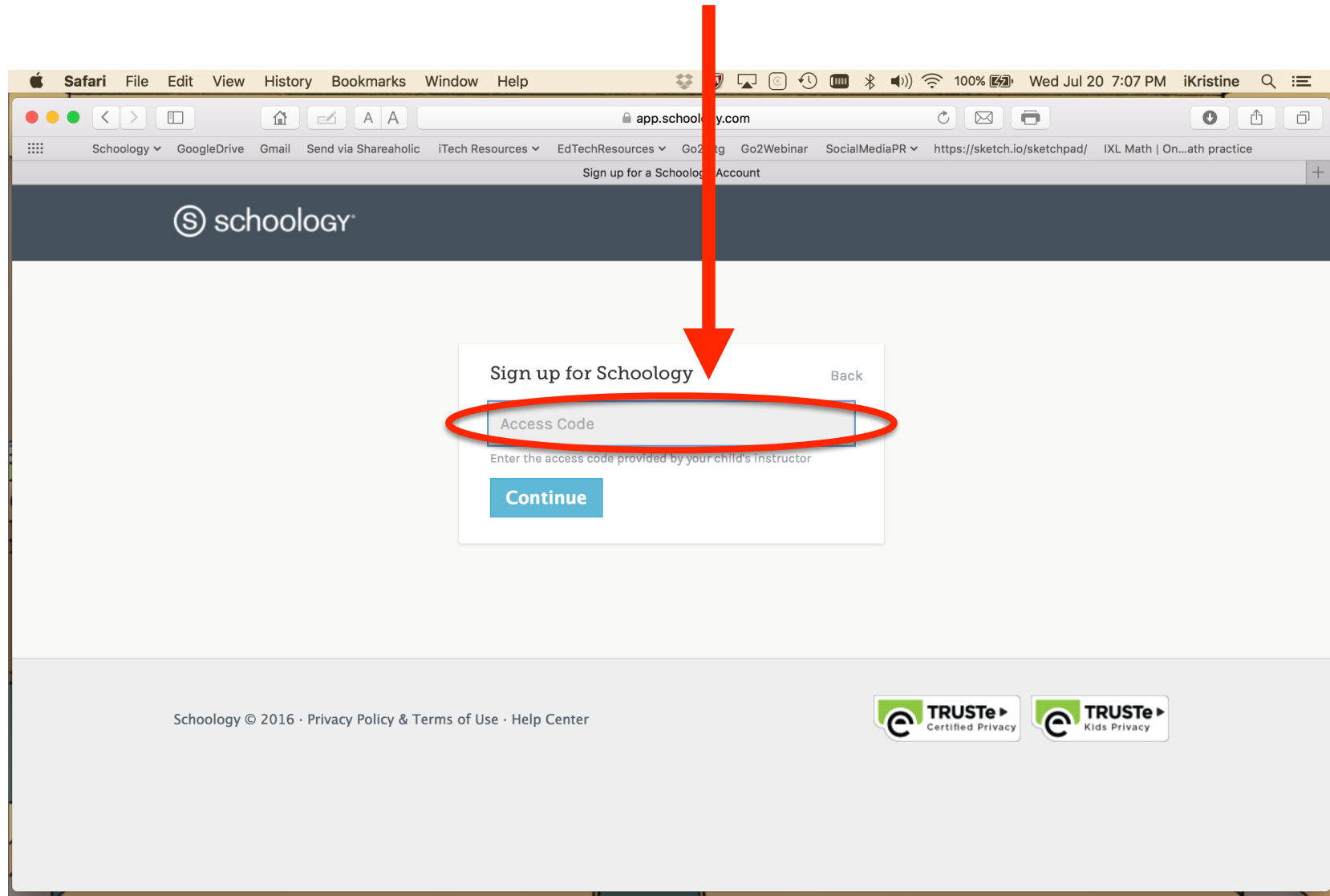
Higher Ed

Corporate

Click on PARENT



Enter ACCESS CODE provide by School
for your student



The image shows a screenshot of a web browser displaying the Schoology sign-up page. The browser's address bar shows the URL `app.schoology.com`. The page header includes the Schoology logo and the text "Sign up for a Schoology Account". The main content area features a "Sign up for Schoology" form. A red arrow points from the text above to the "Access Code" input field, which is also circled in red. Below the input field is a blue "Continue" button. The footer contains copyright information and privacy/trust logos.

Sign up for Schoology

Access Code

Enter the access code provided by your child's instructor

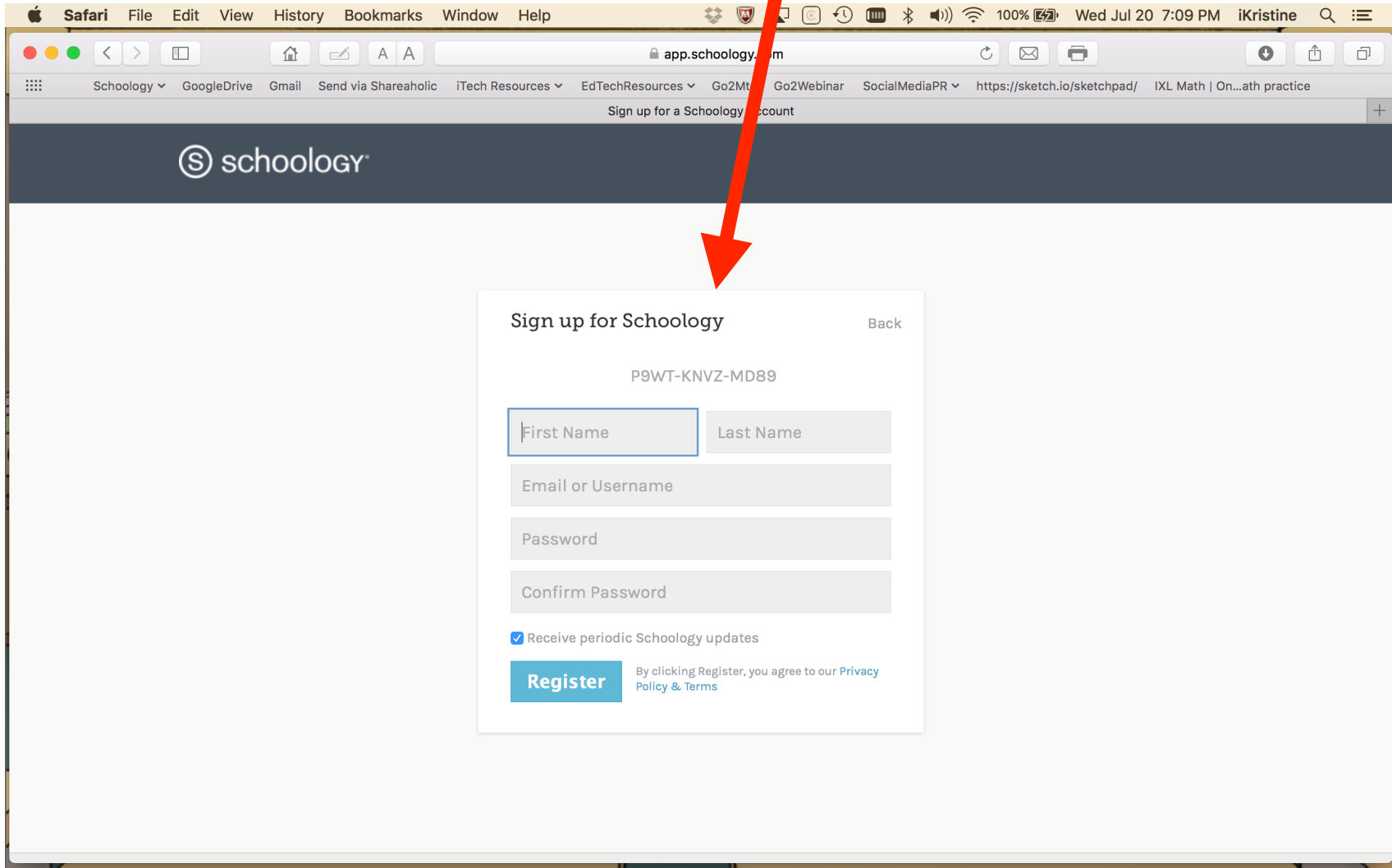
Continue

Schoology © 2016 · Privacy Policy & Terms of Use · Help Center

TRUSTe Certified Privacy

TRUSTe Kids Privacy

Follow the Prompts to enter your Information
and CLICK REGISTER



The screenshot shows a Safari browser window with the address bar displaying `app.schoolology.com`. The page title is "Sign up for a Schoolology account". The Schoolology logo is visible in the top left. A red arrow points to the "Sign up for Schoolology" form, which includes a "Back" link, a referral code "P9WT-KNVZ-MD89", and input fields for "First Name", "Last Name", "Email or Username", "Password", and "Confirm Password". There is a checked checkbox for "Receive periodic Schoolology updates" and a blue "Register" button. A note at the bottom states: "By clicking Register, you agree to our [Privacy Policy & Terms](#)".

Sign up for Schoolology [Back](#)

P9WT-KNVZ-MD89

First Name Last Name

Email or Username

Password

Confirm Password

☒ Receive periodic Schoolology updates

[Register](#) By clicking Register, you agree to our [Privacy Policy & Terms](#)

You are now connected to your student.
If you have more students in the school/district,
enter the additional student codes here...

The screenshot shows the Schoology parent account interface in a Safari browser. The browser's address bar displays 'app.schoology.com'. The page features a dark navigation bar with the Schoology logo and links for Home, Courses, Groups, and Resources. On the left, a sidebar contains links for Recent Activity, Calendar, Messages, and People. The main content area is titled 'Recent Activity' and shows a 'Post: Event' with the message 'There are no posts'. A modal window titled 'Your Parent Account' is open, providing instructions on how to view children's activity. On the right, a user profile dropdown menu is visible, showing the parent's name and a list of options: Add Child, Training Sandbox Environment, Notifications, Account Settings, Recycle Bin, and Logout. A red arrow points from the top of the page to the 'Add Child' button, which is circled in red.

Safari File Edit View History Bookmarks Window Help

app.schoology.com

Schoology GoogleDrive Gmail Send via Shareaholic iTech Resources EdTechResources Go2Mtg Go2Webinar SocialMediaPR https://sketch.io/sketchpad/ IXL Math | On...ath practice

Home | Schoology

Schoology Home Courses Groups Resources

Recent Activity

Calendar

Messages

People

Recent Activity

Post: Event

There are no posts

Most Recent

Upcoming

Your Parent Account

It's easy to view your children's activity on Schoology. Click on your child's name to browse Schoology as a parent.

Close

Parent Name

Parent Name

Student Name

+ Add Child

Training Sandbox Environment

Notifications

Account Settings

Recycle Bin

Logout

Help Center · Schoology Blog · Privacy Policy & Terms of Use

English · Schoology © 2016

Select the STUDENT NAME to see information in Schoology that pertains to your Child

The screenshot shows the Schoology app interface in a Safari browser. The top navigation bar includes the Schoology logo, a search icon, and links to Home, Courses, Groups, and Resources. A dropdown menu is open for a user named "Parent Name". The menu options are: "Parent Name" (with a checkmark), "Student Name" (circled in red), "+ Add Child", "Training Sandbox Environment", "Notifications", "Account Settings", "Recycle Bin", and "Logout". A red arrow points from the top right of the screen to the "Student Name" option. In the background, a "Recent Activity" section is visible, showing a post from "Event" and a message "There are no posts". A "Your Parent Account" pop-up is also present, stating: "It's easy to view your children's activity on Schoology. Click on your child's name to browse Schoology as a parent." The footer contains links to the Help Center, Schoology Blog, Privacy Policy & Terms of Use, and a copyright notice for 2016.

app.schoology.com

Schoology

Home | Schoology

Recent Activity

Post: Event

There are no posts

Your Parent Account
It's easy to view your children's activity on Schoology. Click on your child's name to browse Schoology as a parent.

Close

Parent Name

Student Name

+ Add Child

Training Sandbox Environment

Notifications

Account Settings

Recycle Bin

Logout

Help Center · Schoology Blog · Privacy Policy & Terms of Use

English · Schoology © 2016

You can then navigate around to see COURSES,
GROUPS, GRADES, ASSIGNMENTS, EVENTS,
CALENDAR, UPDATES and more.

SAMPLE STUDENT SHOWN BELOW...

The screenshot shows the Schoology app interface on a Safari browser. The top navigation bar includes 'Home', 'Courses', and 'Groups'. The user is logged in as 'Billy Clinton'. The main content area is titled 'Student Activity · Enrollments' and shows a list of activities. A large, stylized text overlay reads 'FINAL EXAM ON FRIDAY!! Don't forget to Study!!'. The right sidebar displays 'Recent Grades' and 'Overdue' assignments.

Summary

- Grades/Attendance
- Mastery
- Calendar
- Messages

Student Activity · Enrollments Most Recent ▾

Mrs. Lurz ▸ 3rd Grade Course: Section 1
Bring books to class on Friday!
Mon Jul 18, 2016 at 9:10 am

Mrs. Lurz ▸ 3rd Grade Course: Section 1
FINAL EXAM ON FRIDAY!!
Don't forget to Study!!
[Show More](#)
Tue Jun 7, 2016 at 10:02 am

Mrs. Lurz ▸ 3rd Grade Course: Section 1
Remember field trip permission slips.
 FIELD TRIP Permission Slip.pdf 78 KB | [VIEW](#)
Tue Jun 7, 2016 at 10:00 am

Billy Clinton received 100/100 for Paricipation Apr 19 at 2:49 pm

Billy Clinton received 90/100 for Pop Quiz Mar 18 at 10:40 am

Billy Clinton received 5/50 for Behavior Jan 28 at 4:26 pm

Recent Grades

- Graded assignments **3**
- Graded tests/quizzes
- Graded discussions

Overdue

TUESDAY, MAY 12, 2015

- 1. Goals
11:59 pm

FRIDAY, MAY 29, 2015

- Oceans Workbook Homework

TUESDAY, AUGUST 18, 2015

- 3, 2, 1... What do you think?
11:59 pm

MONDAY, NOVEMBER 30, 2015

- Third Grade Favorite Memory
11:59 pm

MONDAY, DECEMBER 7, 2015

- Third Grade Favorite Memory Discussion
11:59 pm