

## EMANUEL COUNTY EARLY HEAD START

### 2019-2020 Annual Program Report

The federally funded grant program, awarded to the Emanuel County Board of Education, provides comprehensive year-round center-based services to 48 infants and toddlers up to age three and 7 pregnant women. Six mixed-age classrooms comprised of eight infants and toddlers are supervised by two trained caregivers. Full-day services are provided 220 days per year, from 7:30 a.m. to 3:30 p.m., at the new Early Learning Center adjoining Swainsboro Primary School utilizing the Creative Curriculum, Ages and Stages-3, and Ages and Stages: Social-Emotional, and The OUNCE Scale assessment instrument.

Service Area--Emanuel County—Swainsboro, Twin City, Adrian, Oak Park, Summertown, Garfield, Lexsy, and Stillmore.

Services to Pregnant Women—Pregnant teens at local high schools and middle schools are target groups.

**Financial Award for 2019-2020 Budget Program Year- \$765,420 Budgetary Expenditures--\$748,220 (Salaries, fringe benefits) \$7,819 supplies (operating expenses) and \$17,200.00 Staff Training**

**Funding Period-- September 1<sup>st</sup> to August 31<sup>st</sup>**

**Proposed 2020-2021 Budget Program Year- \$815,384 Budgetary Expenditures--\$798,184 (Salaries, fringe benefits) \$21,938 supplies (operating expenses) and \$17,200.00 Staff Training & Technical Assistance.**

**Family Eligibility--**Head Start Income Guidelines Weighted Application to insure children and families most in need are served (parents in school or working). Ten percent of funded enrollment slots (6) must be made available to children with disabilities each program year.

**Governance--**Emanuel County Board of Education—Fiscal Agent and Governing Body

**Policy Council—**3 Community Representatives and 4 Parents—Quarterly Meetings

#### **Staff-**

Director—Maria Daniels

Early Childhood/Disabilities & Coach Manager-Christy Ellington

Health/Nutrition/Services to Pregnant Women-Jennifer Kelly

Family Services Engagement Manager-Nita Livingston

Mental Health Consultant- Leslie Rowland

12 Classroom Caregivers and 3 Support Staff—Total staff—19

#### **Classroom Staff Credentials**

BS Degree--1

AA Degree--4

Child Development Associate Credential--7

## Community Partnerships

Approximately twenty-five partnership agreements between Emanuel County Early Head Start and local community resource providers help insure enrolled at-risk families have access to needed resources and services to help them become more self-sufficient.

## Program Facts

|                                             |       |                                                                |       |
|---------------------------------------------|-------|----------------------------------------------------------------|-------|
| Funded Enrollment                           | 55    | Meals Served by School Nutrition Program (Breakfast and Lunch) | 8,572 |
| Average Monthly Enrollment                  | 55    | Snacks Served                                                  | 4,275 |
| Infants and Toddlers Served                 | 67    | Number on Wait List                                            | 57    |
| Children w/ Disabilities                    | 9     | Number of children with health insurance                       | 66    |
| Pregnant Women Served                       | 15    | Health Checks for Children                                     | 62    |
| Total Families Served                       | 58    | Dental Exams for Children                                      | 54    |
| Volunteer hours                             | 1,346 | Family Engagement Activities                                   | 24    |
| Family Engagement Activity Attendance       |       | Fathers Attending Activities                                   | 36    |
| Newborns/Infants of Pregnant Women Enrolled | 7     | Enrollment Turnover                                            | 25    |
| Number of Children Exceeding 85% Attendance | 26    |                                                                |       |

\*\*Decrease in numbers due to COVID-19.

## Transitions

|                                                          |    |
|----------------------------------------------------------|----|
| 3 year old transition                                    | 17 |
| Number who entered Head Start Program                    | 7  |
| Number who entered another Early Childhood Program       | 9  |
| Number who did NOT enter another Early Childhood Program | 1  |

**2020 Successful Federal Monitoring of program with no findings in the Focus Area One Monitoring Protocol in February. 2015-2016 SUCCESSFUL FEDERAL MONITORINGS OF PROGRAM with No Findings in the Head Start Key Indicator- Compliant (HSKI-C) review in January and Environmental Health and Safety review in March, and No Findings in 2018 Financial Audit.**

**COMMUNITY ASSESSMENT**

**1. Service and Recruitment Area**

There is no change in the service area for Emanuel County Early Head Start.

**2. Needs of Children and Families**

The Emanuel County Board of Education serves as fiscal agent for the Early Head Start Program which is funded to serve 55 infants and toddlers and pregnant women in Emanuel County. Full day, center-based services are provided to 48 infants and toddlers and 7 pregnant women 220 days a year in a new Early Learning Center located at Swainsboro Primary School. Services are provided eight hours daily with the opening and closing times adjusted to meet the varying needs of working and student parents.

Emanuel County Early Head Start serves children and families from the following racial and ethnic representation in the county: Caucasian 61.6%; African American 33.5%; Asian 0.7%; Hispanic 4.1%; American Indian 0.3%; and Other 3.2%. (US Census Bureau 2010)

Demographic Make-Up of Children and Pregnant Women  
Eligible for Early Head Start Services in Emanuel County  
(2013-2017 Georgia Kids Count Data, US Census, CCRPI, Community Partners)

|                                                      | <b>EMANUEL<br/>COUNTY</b> | <b>GEORGIA</b>    |
|------------------------------------------------------|---------------------------|-------------------|
| Teen Pregnancies<br>Ages 15-17 (per 1,000)           | 13.9%<br>(6)              | 12.3%<br>(2,605)  |
| Teen Births Ages 15-19<br>(per 1,000)                | 31.3%<br>(22)             | 21.8%<br>(7,748)  |
| Low Birthweight Babies                               | 12.5%<br>(36)             | 9.9%<br>(12,794)  |
| Babies Born to Mothers with >12 Yrs. of<br>Education | 16.7%<br>(48)             | 13.3%<br>(17,013) |
| Teen Repeat Births      Ages 15-19                   | 22.7%<br>(5)              | 16.5%<br>(1,264)  |
| Infant Mortality                                     | 4                         | N/A               |
| Population Under 5 Yrs.                              | 9.5%                      | 6.3%              |

|                                                                                    |                  |                    |
|------------------------------------------------------------------------------------|------------------|--------------------|
| Children Living in Poverty                                                         | 39.4%<br>(2,187) | 21.5%<br>(532,013) |
| Individuals Living in Poverty                                                      | 40.8%            | 14.9%              |
| Unemployment                                                                       | 6.7%<br>(582)    | 4.7%<br>(239,777)  |
| Median Family Income                                                               | \$28,268         | \$52,977           |
| Families with Children with Annual Incomes > 150% of the Federal Poverty Threshold | 48.3%<br>(1,301) | 30.7%<br>(383,243) |
| Children Whose Parents Lack Secure Employment                                      | 12.5%<br>(668)   | 8.3%<br>(195,347)  |
| Children in Foster Care                                                            | 59               | N/A                |
| Homeless Students                                                                  | 61               | N/A                |
| Children Living in Single- Parent Families                                         | 56.7%<br>(2,753) | 34.3%<br>(742,410) |
| Households with Children Receiving Food Stamps                                     | 1,513            | 426,660            |
| Children Enrolled in WIC Program, Ages Birth-4 Yrs.                                | 741              | 188,094            |
| Students Eligible to Receive Free or Reduced Meals                                 | 88.68%           | N/A                |
| Children Enrolled in Medicaid or PeachCare                                         | 4,278            | 1,253,041          |
| Children Not Attending School Ages 3-4 Yrs.                                        | 51.9%<br>(268)   | 50.1%<br>(136,551) |
| Teens Who Are High School Drop-Outs                                                | 7.7%<br>(92)     | 4.9%<br>(28,267)   |
| Teens Not in School and Not Working, Ages 16-19 Yrs.                               | 18.6%<br>(222)   | 8.6%<br>(49,042)   |
| High School Graduation Rate                                                        | 84.4%            | 81.6%              |

The numbers in the chart do not reflect the impact that our county and state had due to COVID-19. However, these are the most current numbers based off-of last year's application. In addition to the above data, Emanuel County Department of Family and Children Services reported (as of 5/28/20) 2,888 food stamp households, 29 active TANF cases, 3,254 Medicaid families (adults and children). They were not able to report on children in foster care at this time, but last year the county had 59 children in foster care.

The Social Security Office is closed due to COVID-19. The last reported numbers from their office is 1,125 SSI cases in Emanuel County as of April 2019. Emanuel County Health

Department reported they are currently providing average monthly services to 92 pregnant women, 70 postpartum non-breastfeeding and 25 breastfeeding, 205 infants under one year and 425 children one to five years of age receiving services in the WIC (Women and Infant Care) Program. Due to COVID-19, the Health Department temporarily stopped immunization and health check services, so they were not able to report on these numbers. However, last year they provided approximately 2,218 children with health checks and 1,672 children with immunizations.

The Sunshine House Child Advocacy Center reported 209 new cases of child abuse in Emanuel County from August 1, 2019 to May 19, 2020.

### **Other Child Development Programs**

Bright from the Start Georgia Department of Early Care and Learning collect data regarding the number of child care programs in Emanuel County. They reported 6 licensed day care centers and 3 family child care learning homes. The combined total of center-based slots in all centers is 474 (456 in child care centers and 18 in family child care learning homes). Approximately 10 of the children enrolled in childcare centers attend Head Start. The 2010 Census reported 609 nursery school/preschool age children in Emanuel County. The GA DECAL website reports 122 children are being served by a CAPS scholarship (CACDS).

In addition to childcare providers, Emanuel County Head Start has served 87 three-year-olds and 16 four-year olds during the 2019-2020 school year. Approximately 10 of the Head Start children are transported to a local day care center after the Head Start day ends. The Emanuel County Pre-K Program has served 242 four-year-olds, 180 of whom are classified as Category I (eligible for TANF, Medicaid, Food Stamps, SSI, PeachCare for Kids, or receive Free or Reduced Price meals). Southeastern Technical College's Child Development Center, a licensed facility, provides services to 33 preschool children ages birth to three.

### **Children with Disabilities**

Babies Can't Wait, the Georgia Early Intervention Program, provides data regarding the number of children with disabilities three years of age or younger in Emanuel County. According to the state coordinator, their agency is currently serving 17 children with developmental delays in speech and motor delays. Emanuel County Early Head Start has served 10 children with disabilities during the 2019-2020 program year, exceeding the requirement that 10% of funded enrollment (55) opportunities must be made available to children with disabilities. Emanuel County Early Head Start has a formal partnership agreement with Babies Can't Wait, which is renewed annually to ensure that enrolled infants and toddlers with disabilities receive all needed services on-site at the center.

The Emanuel County School System Preschool Special Education program, located at the primary school, provides on-site services to all three-year-olds with diagnosed disabilities. Services to each three-year-old continue until the child transitions from Early Head Start to the preschool special education program.

### **Pregnant Teens**

During the 2019-2020 school year, the two local high schools and middle schools have referred 4 pregnant teens. Seven pregnant women from the community have also received Early Head Start services. Pregnant teens at the local high schools and middle school are no longer the key target group for Early Head Start enrollment as identified in the initial grant application and in the past annual community assessment results. Currently our Community Assessment shows a major reduction of teen pregnancy in our county. The Kids Count Data Center reported a drastic decline in teen pregnancies among 15-17 year olds. Emanuel County had a 17.4% rate in 2018 compared to a 33.7% rate in 2014. Georgia's overall rate declined from 17.1% in 2014 to 12.0% in 2018.

**Teen Pregnancies, Ages 15-17 (per 1,000) in Emanuel County (Kids Count Data)**

| Location    | 2014       | 2015       | 2016       | 2017      | 2018     |
|-------------|------------|------------|------------|-----------|----------|
| Georgia     | 17.1%      | 15.6%      | 14.4%      | 12.3%     | 12.0%    |
| Emanuel Co. | 33.7% (14) | 43.6% (18) | 35.1% (14) | 13.9% (6) | 17.4%(8) |

**Community Resources**

Emanuel County Early Head Start has established informal partnership agreements with approximately 25 resource providers in Emanuel County to ensure that enrolled children and their families have access to needed services. Each agency is contacted by staff for annual renewal of each agreement. Formal partnership agreements are signed annually with Babies Can't Wait, Emanuel County Head Start, Southeastern Technical College, Emanuel County Health Department, Sunshine House, Emanuel County Department of Family and Children Services, Emanuel County Schools and other agencies. Prevent Blindness does free vision screenings on the enrolled 3 year olds once a year.

**3. Chosen Program Option and Funded Enrollment Slots**

Emanuel County Early Head Start is a center-based program option that provides services to children and families.

**PROGRAM OPTION – CENTER-BASED**

|     | Center-Based | Pregnant Women | Funded Enrollment |
|-----|--------------|----------------|-------------------|
| EHS | 48           | 7              | 55                |

**Emanuel County Early Head Start School Readiness Goals**

**Social and Emotional Goals**

Early Head Start Infants and Toddlers Will:

- 1.) Develop secure relationships with a trusted adult.
- 2.) Demonstrate developmentally appropriate behavior and the ability to self-regulate in a group setting.
- 3.) Develop social awareness of other children and build positive relationships with their peers.

### **Language and Literacy**

Early Head Start Infants and Toddlers Will:

- 1) Demonstrate increased receptive language skills and comprehension.
- 2) Develop oral language skills in conversation and communication with others.
- 3) Begin to identify print as a means of communication.
- 4) Develop an interest in books and having adults read to them.

### **Physical Well-Being and Motor Development**

Early Head Start Infants and Toddlers Will:

- 1) Demonstrate increased control of large muscles in body movements, coordination, and balance.
- 2) Demonstrate increased control of fine motor skills in using hands and fingers and hand-eye coordination.
- 3) Identify and participate in health, nutrition, and safety practices.
- 4) Demonstrate independence in self-help skills.

### **Cognition and General Knowledge**

Early Head Start Infants and Toddlers Will:

- 1) Develop a foundation in mathematical thinking and number concepts.
- 2) Observe, explore, question, and use language to describe their environment.
- 3) Develop age-appropriate reasoning and memory skills.

### **Approaches to Learning**

Early Head Start Infants and Toddlers Will:

- 1) Develop a sense of curiosity in learning new things.
- 2) Begin to develop the ability to persist in classroom activities and task.
- 3) Begin to develop creative solutions to solve problems.



**Emanuel County Early Head Start School Readiness Data Aggregation  
1st Data Aggregation September, October, November,  
December and January 2020**

**Classroom Data**

\*3 out of 6 classrooms have child/children with IFSP and/or IEP

\*3 out of 6 classrooms have 0 children with IFSP/IEP

Analysis of classroom screening and assessment data, based on the Ounce Scale indicators for prescribed age levels present in each classroom, and attendance, revealed that all children were developing as expected, with the exception of children with an IFSP, IEP, delay on Ages and Stages, Ages and Stages: Social-Emotional screening tool or receiving private speech therapy. Assessment age levels are birth to 4 months, 4-8 months, 8-12 months, 12-18 months, 18-24 months, 24-30 months, 30-36 months, and 36-42 months.

**Program-Wide Data**

\*Program-level data aggregation included 10 Infants, 13 one-year-olds, 19 two-year-olds, and 9 three-year-olds

\*3 Children have IFSP and 1 child has an IEP

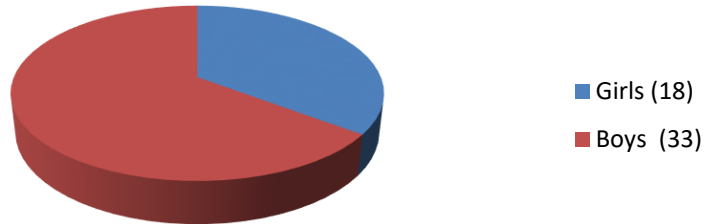
\*3 Children are receiving private speech therapy

\*44 children are developing as expected and 7 need development. 51 children were enrolled September through January. Three girls out of 18 need development and 4 boys out of 33 need development.

\*Program-level data aggregation reported 0 infant needs development, 2 one-year-olds need development, 4 two-year-olds need development, and 1 three-year-old need development.

Serving children in mixed-age classrooms results in enrolling infants and toddlers throughout the program year. Therefore, date of enrollment and age of child impacts the ratings on the child's School Readiness benchmarks.

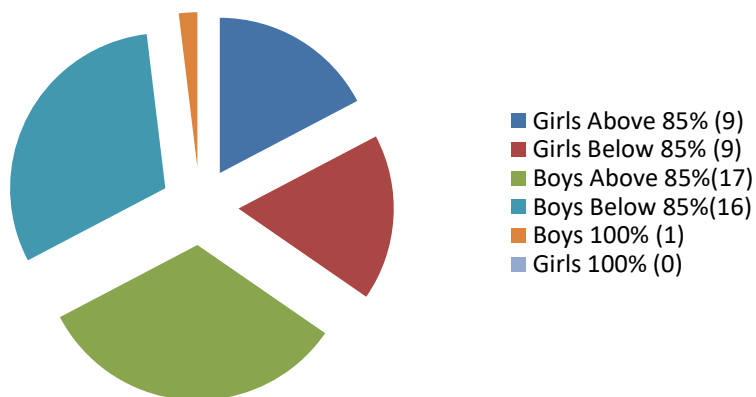
### EHS Enrollment (Male and Female)



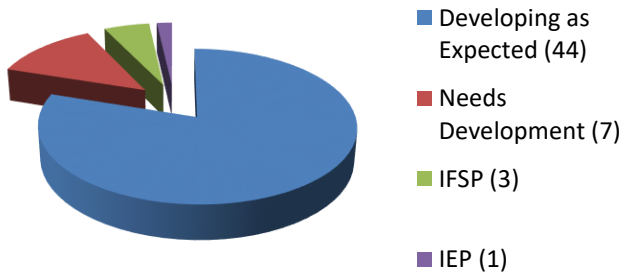
### Average Attendance All Children



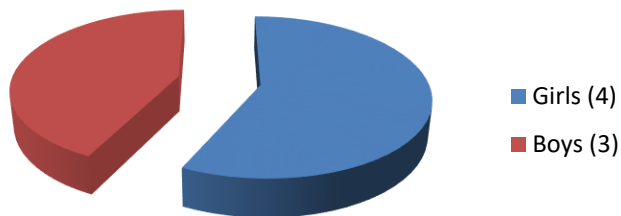
### Average Attendance Male and Female



## Assessment Data All Children



## Needs Development (Comparison by Sex)



## Needs Development (Attendance)

