

**School City of East
Chicago**



2022 School City Board Finance Meeting

February 3, 2022

DUAB 2020 REPORT

TABLE OF CONTENTS

ABSTRACT

DUAB FISCAL INDICATORS

AVERAGE DAILY MEMBERSHIP

FUND BALANCE

ANNUAL DEFICIT/SURPLUS

FUND BALANCES AS PERCENT OF EXPENDITURES

REVENUE BY TYPE

Abstract

Senate Enrolled Act 549 (2019) requires that Indiana school districts provide a written report to the local Board of Finance based on School Corporation Fiscal Indicators released by the Indiana Distressed Unit Appeal Board (DUAB). DUAB annually releases these indicators on their website, in.gov/duab. The current update includes data through calendar year 2020 for each school corporation in the state. This report provided to the School City of East Chicago Board of Finance displays a graphic from each fiscal indicator with accompanying details.

The most recent data in the fiscal indicators confirms the strong financial position of school City of East Chicago. Due to this strong position, SCEC received a programmatic bond rating of AA+ from S&P Global Ratings in Fall 2020. This is among the highest ratings of any school corporation in Indiana, and allows School City of East Chicago to receive premium interest rates on any debt issued for future capital needs.

The data also shows recent trends also shows recent trends of declining enrollment through September 2020 but an overall slight surplus in calendar year 2020.

School Corporation (ID):
SCHOOL CITY OF EAST CHICAGO

1401 E 144th Street, East Chicago, IN, 46312
<http://www.scec.k12.in.us/>

Most Recent Audit as of July 1, 2021: <https://www.in.gov/sboa/WebReports/B54619.pdf>
Additional audit reports may be found at <https://secure.in.gov/apps/sboa/audit-reports/#/>

2020-21 Fall Student Count (Average Daily Members) 3,470
[Learn more about student demographics of the school corporation](#) ▶

2021 Net Assessed Value: \$2,101,932,825
2019 Estimated Population: 28,201



****NOTICE****

School fund structure was modified in 2019. The General Fund, Capital Projects Fund, Transportation Fund, Bus Replacement Fund and certain specialty operating funds were eliminated and replaced with an Education Fund and an Operations Fund. Additional updates also were made to the chart of accounts at that time.

It is important to note that many funds have specific purposes as required either by State statutes or State or Federal grant requirements. As such, a school corporation's ability to transfer between funds or utilize fund balances and revenue for uses other than the purposes directed for a particular fund may be restricted.

For description of funds included by fund classification, please refer to the Data Sources document - <https://www.in.gov/duab/files/School-Corporation-Fiscal-Indicators-Data-Sources.pdf>

Average Daily Membership ("ADM")

ADM is the number of eligible students enrolled in a school corporation on a particular day ("count day") designated by the State Board of Education. ADM is utilized in the State funding formula to determine the amount of tuition support that the State of Indiana will provide to the school corporation. Increasing or decreasing ADM will impact the amount of funding available to the school corporation.

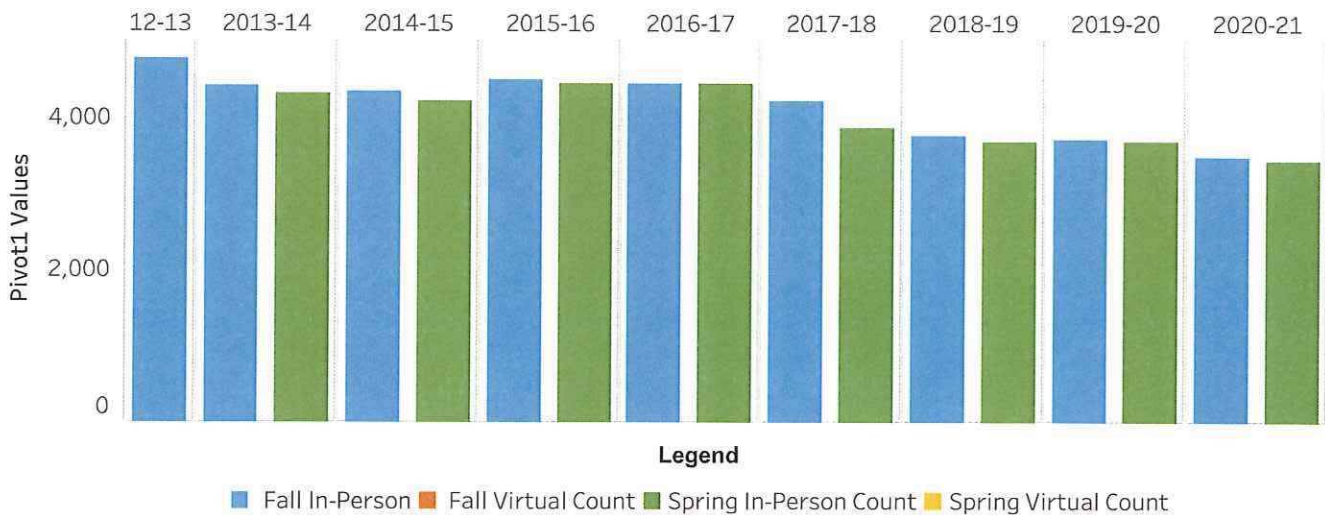
Since 2014, two count days have occurred - one in September and one in February. For all years displayed but 2018 and 2019, tuition support was adjusted based on each count. For years 2018 and 2019, the February count did not impact tuition support, but the counts are displayed on this indicator for informational purposes.

Beginning with the fall count date for the 2019-2020 school year, school corporations differentiated between students that receive instruction in-person and students that receive instruction virtually. The level of tuition support differs for those students attending virtually. For the 2020-2021 school year, students receiving instruction virtually due to COVID-19 are included in the in-person count for the purposes of this indicator, as tuition support funding for these students is the same as students attending in-person.

Time Of Year
All

Virtual v In Person
All

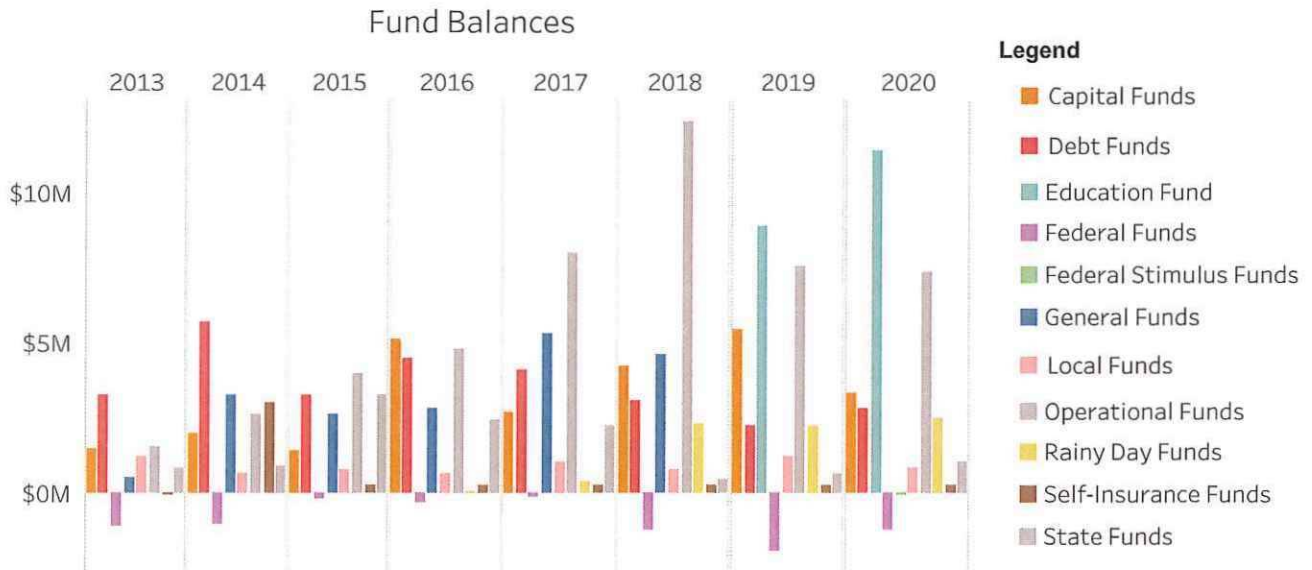
Average Daily Membership ("ADM")



Fund Balances

Fund Balances as of December of the calendar year listed.

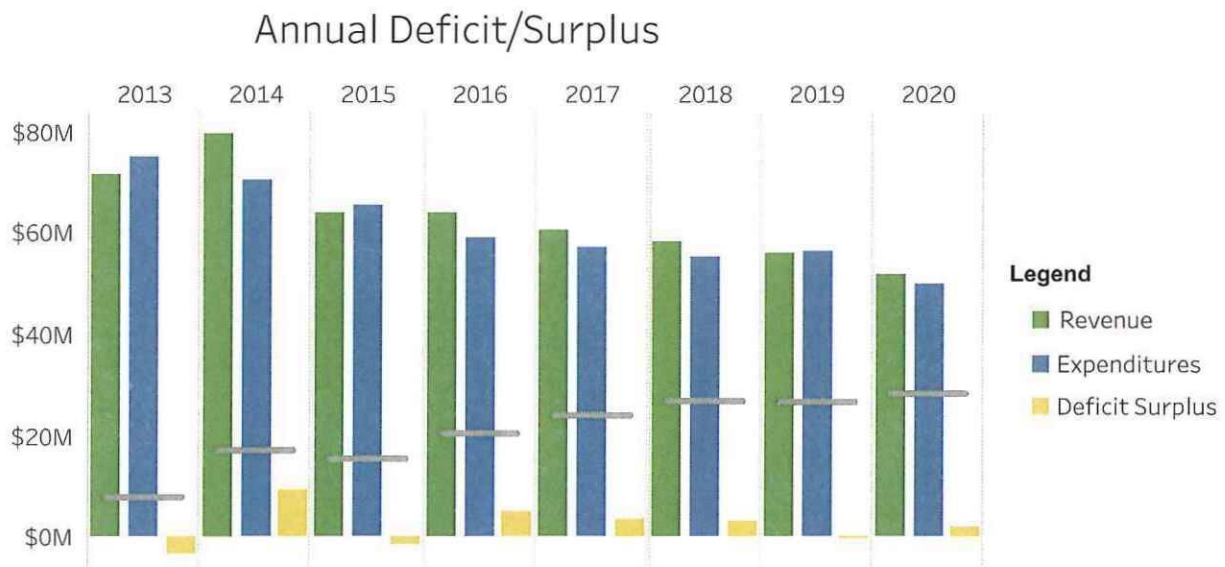
Select Funds by Fund Classification: All
 Classification v Sum Classification



Annual Deficit/Surplus

This indicator provides a comparison of revenue to expenditures on a calendar year basis, including whether the school corporation had an operating deficit or surplus for that year. Fund balance is also included to assist in identifying situations in which the school corporation utilized existing fund balances to fund expenditures.

Select Funds by Fund Classification: All

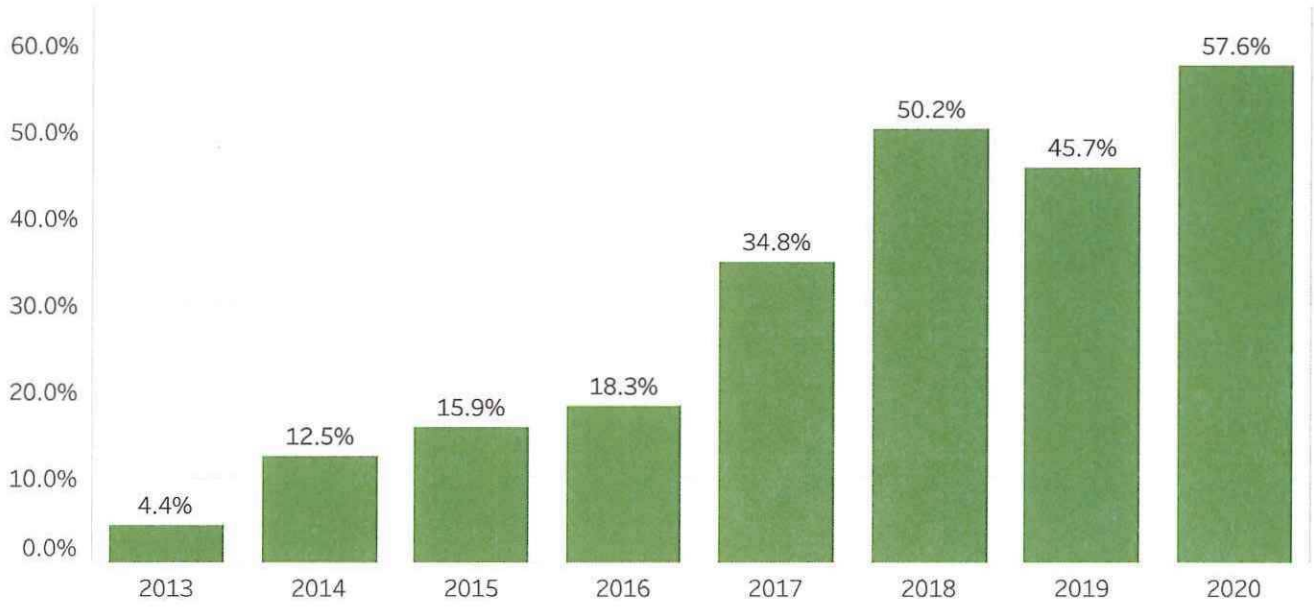


Fund Balances as Percent of Operations Expenditures

This indicator considers the ability of the school corporation to maintain operations in the event of delays in revenue by utilizing existing fund balance to fund operations. Fund balances for this metric include the Education Fund, General Fund, Operating Referendum Fund, Operational Funds, and Rainy Day Fund

Select Funds by Fund Classification:
All

Fund Balances As Percent Of Expenditures

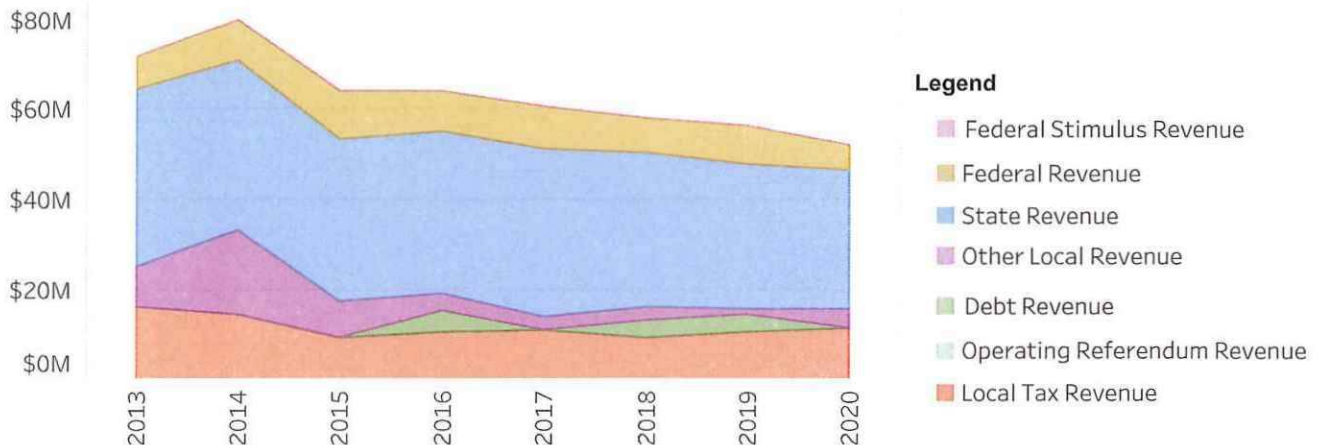


Revenue by Type

Local Tax revenue includes property tax, income tax, and other taxes as applicable. Other local revenue will include revenue sources such as rental income and sale of property. Debt revenue includes bond and loan proceeds. State revenue includes tuition support and other grants received from the State. Federal revenue includes grant funding received from the Federal government.

Select Funds by Fund Classification:
All

Revenue by Type



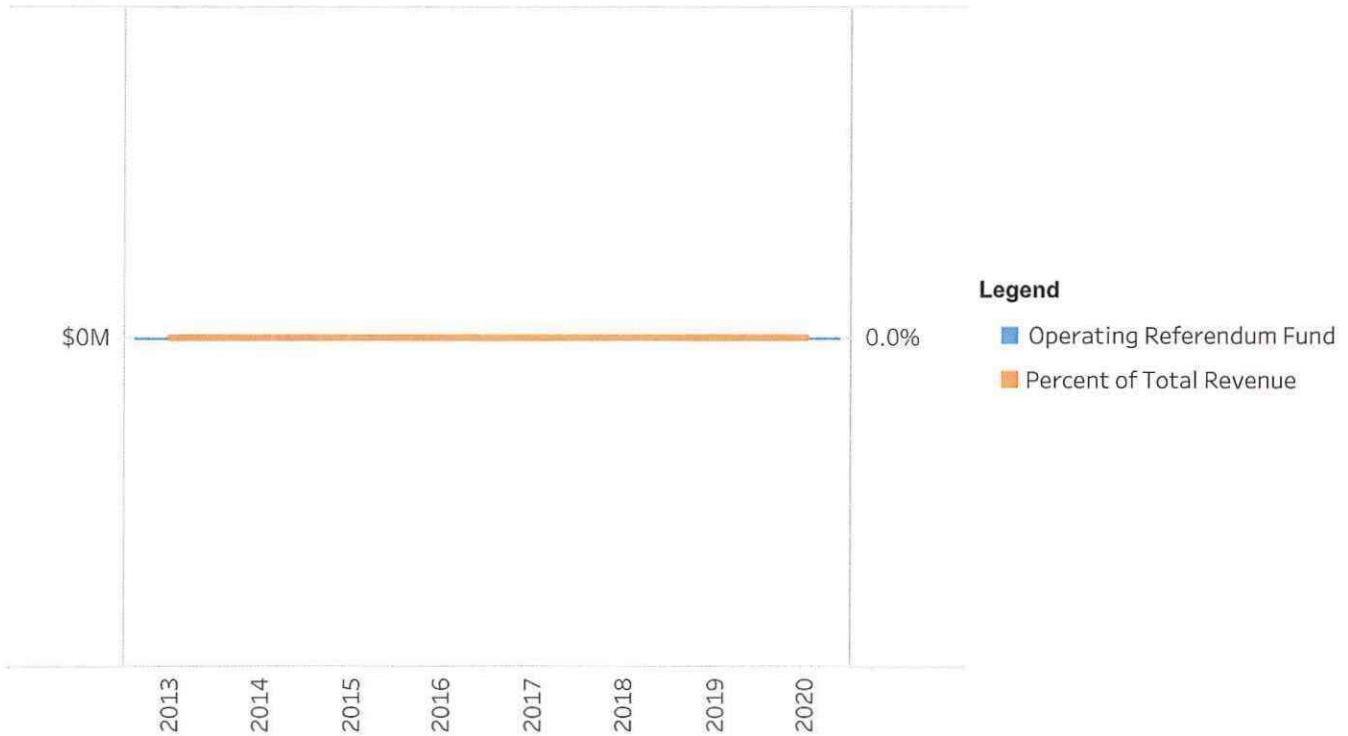
Operating Referendum Revenue as Percent of Total Revenue

For those school corporations that have successfully obtained an operating referendum, this indicator provides data on the importance of the referendum revenue to the school corporation's revenue picture. For additional information, visit the Department of Local Government Finance's Referendum Information page (<https://www.in.gov/dlqf/8789.htm>).

Select Funds by Fund Classification:

All

Operating Referendum Revenue as Percent of Total Revenue



For More Information:

Indiana Department of Education School Financial Reports (<https://form9.doe.in.gov/public/home/dashboard>)

Indiana Department of Education InView (<https://inview.doe.in.gov/>)

State Board of Accounts Audit Reports (<https://secure.in.gov/apps/sboa/audit-reports/#/>)

Indiana Gateway for Government Units (<https://gateway.ifionline.org/>)

For technical problems, questions or feedback about the Indicators Dashboard, please contact indicators@duab.in.gov.

School Corporation Fiscal Indicators Data Sources

(<https://www.in.gov/duab/files/School-Corporation-Fiscal-Indicators-Data-Sources.pdf>)