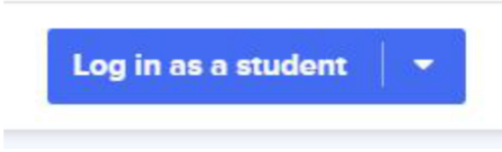
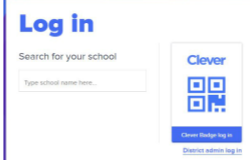
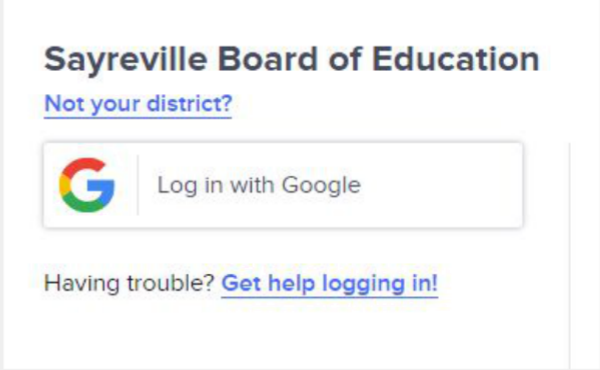



## How to Log In to Google Classroom

Directions: Follow the following steps.

<p>1. Go to <a href="http://www.clever.com">www.clever.com</a> and click on the “Log in as a student” box.</p>	
<p>2. When asked to search for your school, type in “Samsel Upper Elementary School.”</p>	
<p>3. Select the “Log in with Google” option. Then:</p> <ol style="list-style-type: none"><li>1. Type in your email address – <i>Your 6 digitnumber@sayrevillek12.net - example - (123456@sayrevillek12.net)</i></li><li>2. Type in your password</li></ol>	
<p>4. Once in Clever, look for the Google Classroom picture. <b>Click</b> on it.</p>	 <p>Google Classroom</p>

5) After you click on Google Classroom, all your classrooms should be visible.

If you need to join a new classroom, click on the + sign and enter the class code.

