

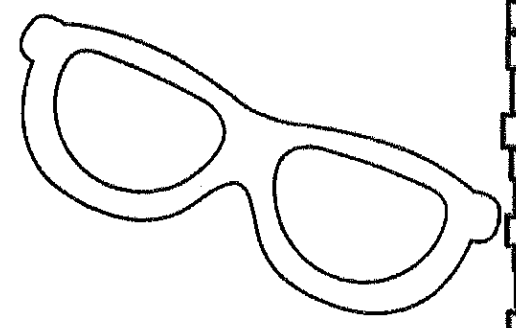


1st



My Math Practice Book



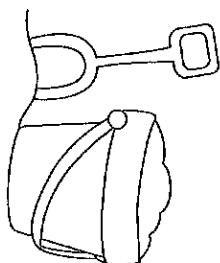
Name: _____

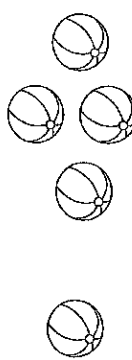

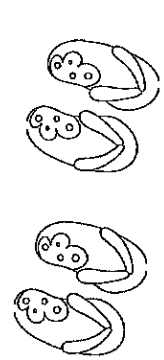





Name: _____



Write a Problem

Write a math problem for each group of objects.




 $\underline{\quad} + \underline{\quad} = \underline{\quad}$	 $\underline{\quad} + \underline{\quad} = \underline{\quad}$
 $\underline{\quad} + \underline{\quad} = \underline{\quad}$	 $\underline{\quad} + \underline{\quad} = \underline{\quad}$
 $\underline{\quad} + \underline{\quad} = \underline{\quad}$	 $\underline{\quad} + \underline{\quad} = \underline{\quad}$
 $\underline{\quad} + \underline{\quad} = \underline{\quad}$	 $\underline{\quad} + \underline{\quad} = \underline{\quad}$

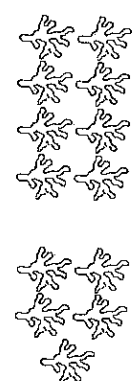




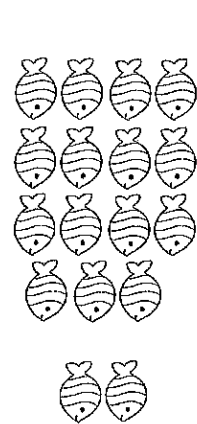
@www.thecurriculumcorner.com

Name: _____

Addition Strategy: Count On

Use the shapes. Count on to add.



 $8 + \underline{\quad} = \underline{\quad}$	 $10 + \underline{\quad} = \underline{\quad}$
 $9 + \underline{\quad} = \underline{\quad}$	 $11 + \underline{\quad} = \underline{\quad}$
 $12 + \underline{\quad} = \underline{\quad}$	 $15 + \underline{\quad} = \underline{\quad}$

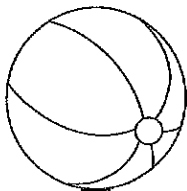
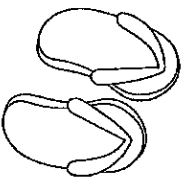
@www.thecurriculumcorner.com

Name: _____

Addition Clue Words

In word problems, look for some of these words that tell you to add:

in all *total*
combined *all together*




Circle the clue words. Then write an addition problem and solve it.
Be sure to label your answers.

1. Bailey has 7 purple beach balls and 4 pink beach balls. How many beach balls does she have in all?	2. Agnes counted 5 striped fish and 3 solid color in the ocean. How many total fish did she see?
3. Dylan has four pairs of sunglasses. Cam has two pairs. How many pairs do the boys have combined?	4. Jack had 3 surfboards and then he bought 2 more. How many does he have all together?
5. Amanda picked six orange flowers and five yellow flowers. How many flowers in all will be in her bouquet?	6. Joel put 6 scoops of ice cream on his cone. Carly put 4 scoops on hers. How many scoops all together did they use?
7. Kyla made 8 shell necklaces on Monday. On Tuesday she made 7 more. How many total necklaces did Kyla make?	8. Raul counted 8 starfish on the beach, and then found eight sand dollars. How combined sea creatures did Raul find?

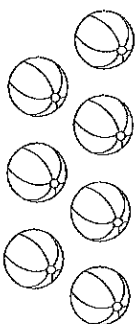
Name: _____

Subtraction Strategy: Cross it Off

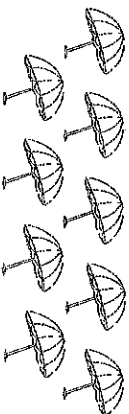
Use the shapes to help you subtract.




$6 - 2 = \underline{\quad}$



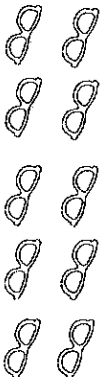
$7 - 5 = \underline{\quad}$



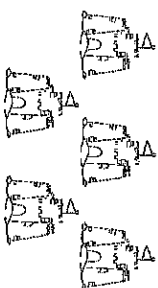
$9 - 4 = \underline{\quad}$



$8 - 3 = \underline{\quad}$




$10 - 6 = \underline{\quad}$



$5 - 3 = \underline{\quad}$

Name: _____

Find the Missing Number



Read the problem. Look at the equation used to solve the problem. Fill in the missing number.

1. Eight friends are making sand castles on the beach. 3 are using shovels and the rest are using their hands. How many are using their hands?

$$3 + \square = 8$$

2. Tara's family brought a basket of 8 snacks to the beach. Their friend Larra brought more to add to the basket. There are now a total of 17 snacks for everyone. How many did Larra bring?

$$8 + \square = 17$$

3. There were some crabs on the beach. Six more crabs came out of the sand to join them. Now there are 14 crabs on the beach. How many crabs were on the beach to start with?

$$\square + 6 = 14$$

4. Mark's beach towel has seven shells sitting on it. Lisa's beach towel also has some shells on it. There are 13 shells in all. How many shells does Lisa's towel have on it?

$$7 + \square = 13$$

5. Some angelfish and ten clownfish were swimming around the divers. There were 19 tropical fish altogether. How many angelfish were there?

$$\square + 10 = 19$$

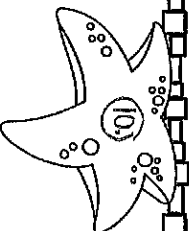
6. Cam brought four floats to the ocean. His friends brought lots more. Together they have a total of eleven floats to play on in the ocean. How many floats did Cam's friends bring?

$$4 + \square = 11$$

©www.thecurriculumcorner.com

Name: _____

Missing Addends



$$6 + \underline{\quad} = 12 \quad 9 + \underline{\quad} = 9$$

$$\underline{\quad} + 5 = 14 \quad 3 + \underline{\quad} = 10$$

$$\underline{\quad} + 2 = 6 \quad 10 + \underline{\quad} = 15$$

$$7 + \underline{\quad} = 13 \quad \underline{\quad} + 8 = 17$$

$$\underline{\quad} + 4 = 10 \quad 1 + \underline{\quad} = 4$$

$$8 + \underline{\quad} = 16 \quad \underline{\quad} + 7 = 11$$

$$\underline{\quad} + 8 = 9 \quad \underline{\quad} + 9 = 18$$


©www.thecurriculumcorner.com




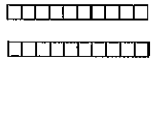

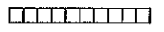
Name: _____

Place Value: Ones & Tens

Directions: Count the base ten blocks. Write their value in the box.

12



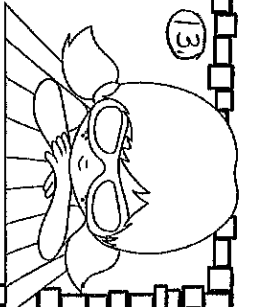
 <input type="text"/>	 <input type="text"/>
 <input type="text"/>	 <input type="text"/>
 <input type="text"/>	 <input type="text"/>





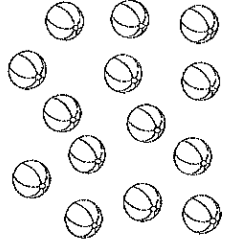

Name: _____

Place Value: Ones & Tens

Directions: Circle groups of ten to help you count the larger numbers.

13



 <table border="1"> <tr><td>Tens</td><td>Ones</td></tr> <tr><td> </td><td> </td></tr> </table>	Tens	Ones			 <table border="1"> <tr><td>Tens</td><td>Ones</td></tr> <tr><td> </td><td> </td></tr> </table>	Tens	Ones			 <table border="1"> <tr><td>Tens</td><td>Ones</td></tr> <tr><td> </td><td> </td></tr> </table>	Tens	Ones		
Tens	Ones													
Tens	Ones													
Tens	Ones													
 <table border="1"> <tr><td>Tens</td><td>Ones</td></tr> <tr><td> </td><td> </td></tr> </table>	Tens	Ones			 <table border="1"> <tr><td>Tens</td><td>Ones</td></tr> <tr><td> </td><td> </td></tr> </table>	Tens	Ones			 <table border="1"> <tr><td>Tens</td><td>Ones</td></tr> <tr><td> </td><td> </td></tr> </table>	Tens	Ones		
Tens	Ones													
Tens	Ones													
Tens	Ones													

Name: _____ Date: _____

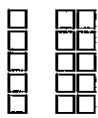

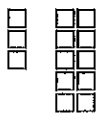

Count and Add Blocks

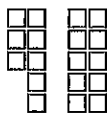

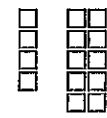

Directions: Count the blocks, and then write how many there are.


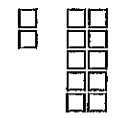

Example: $23 + 4 = 27$ in all

Tip: Write the number 10 above each group of 10 blocks.



$13 + 5$  	$19 + 3$  
--	--

$15 + 8$  	$21 + 4$  
--	--

$12 + 6$  	$17 + 2$  
--	--

Add 2-Digit Numbers

Name: _____

$26 + 5$	$38 + 7$	$72 + 9$
----------	----------	----------

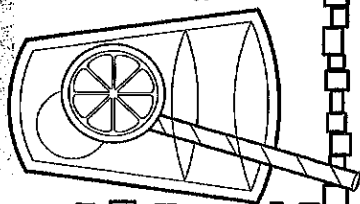
$64 + 6$	$55 + 5$	$49 + 8$
----------	----------	----------

$83 + 7$	$17 + 4$	$92 + 9$
----------	----------	----------

Name: _____

Column Addition Strategy: Use What You Know

To add the three numbers, look for a math fact you already know and add those numbers first. Then count on to add the third number.



6
2
+5
13

8
5
+5
13

Add 6 + 2 in your mind.
The answer is 8.
Now count on 5 more.
The answer is 13.
(You could also have started with 5 + 2 and then added 6.)

$\begin{array}{r} 5 \\ 4 \\ + 6 \\ \hline \end{array}$	$\begin{array}{r} 2 \\ 8 \\ + 6 \\ \hline \end{array}$	$\begin{array}{r} 7 \\ 3 \\ + 4 \\ \hline \end{array}$	$\begin{array}{r} 9 \\ 9 \\ + 1 \\ \hline \end{array}$
$\begin{array}{r} 4 \\ 4 \\ + 8 \\ \hline \end{array}$	$\begin{array}{r} 6 \\ 8 \\ + 3 \\ \hline \end{array}$	$\begin{array}{r} 5 \\ 2 \\ + 5 \\ \hline \end{array}$	$\begin{array}{r} 3 \\ 6 \\ + 9 \\ \hline \end{array}$

Name: _____

Add 2-Digit Numbers

$$\begin{array}{r} 24 \\ + 11 \\ \hline \end{array}$$

$$\begin{array}{r} 65 \\ + 32 \\ \hline \end{array}$$

$$\begin{array}{r} 17 \\ + 72 \\ \hline \end{array}$$

$$\begin{array}{r} 70 \\ + 29 \\ \hline \end{array}$$

$$\begin{array}{r} 83 \\ + 14 \\ \hline \end{array}$$

$$\begin{array}{r} 15 \\ + 33 \\ \hline \end{array}$$

$$\begin{array}{r} 63 \\ + 23 \\ \hline \end{array}$$

$$\begin{array}{r} 16 \\ + 40 \\ \hline \end{array}$$

$$\begin{array}{r} 31 \\ + 45 \\ \hline \end{array}$$

Name: _____

Before & After

What number comes before?	The number is	What number comes after?
	34	
	41	
	78	
	90	
	25	
	66	
	17	

©www.thecurriculumcorner.com

Name: _____


Between

	What number is between?	
16		18
78		80
43		45
94		96
9		11
62		64
29		31

©www.thecurriculumcorner.com

Name: _____

Subtract 2-Digit Numbers



$$\begin{array}{r} 47 \\ -36 \\ \hline \end{array}$$

$$\begin{array}{r} 59 \\ -14 \\ \hline \end{array}$$

$$\begin{array}{r} 75 \\ -62 \\ \hline \end{array}$$

$$\begin{array}{r} 26 \\ -16 \\ \hline \end{array}$$

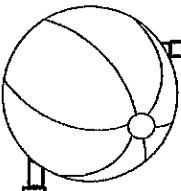
$$\begin{array}{r} 98 \\ -47 \\ \hline \end{array}$$

$$\begin{array}{r} 66 \\ -34 \\ \hline \end{array}$$

$$\begin{array}{r} 87 \\ -51 \\ \hline \end{array}$$

$$\begin{array}{r} 32 \\ -22 \\ \hline \end{array}$$

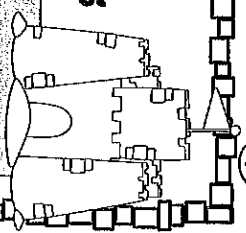
$$\begin{array}{r} 14 \\ -12 \\ \hline \end{array}$$



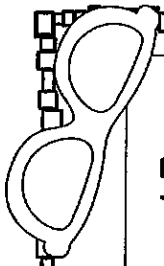
@www.thecurriculumcorner.com

Name: _____

10 More & 10 Less



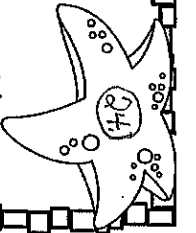
	What number is between?	
16		18
78		80
43		45
94		96
9		11
62		64
29		31



@www.thecurriculumcorner.com

Name: _____

Hands-On Measurement




Directions: You will need a ruler for this activity. Choose eight things from your house. Write the names of the things you chose (or draw pictures.) Next tell whether the objects are longer or shorter than a ruler.

Things I Chose...	Longer or Shorter than a Ruler?

Name: _____



Telling Time to the Hour





Name: _____

Partition Circles & Rectangles

Divide each shape below into 2 equal parts.
Two equal parts of a shape are called _____



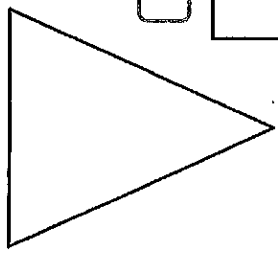



Divide each shape below into 4 equal parts. Four equal parts of a shape are called _____ or _____



Name: _____

What are the Shapes?

Directions: Label each shape with its name.



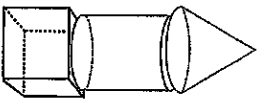
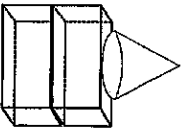
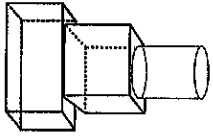
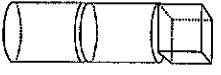
- triangle
- trapezoid
- circle
- square
- rectangle

Name: _____

Looking at Composite Shapes

Directions: Use the word bank. Write the names of the shapes that are used to make each figure.

cone cylinder
 rectangular prism cube

 <p>_____</p> <p>_____</p> <p>_____</p>	 <p>_____</p> <p>_____</p> <p>_____</p>
 <p>_____</p> <p>_____</p> <p>_____</p>	 <p>_____</p> <p>_____</p> <p>_____</p>

Name: _____

Looking at Data

Follow the directions for coloring the shapes below. Then answer the questions on the next page.

- Color the circles red.
- Color the squares blue.
- Color the rectangles yellow.
- Color the triangles green.
- Color the trapezoids purple.
- Color the half circles orange.

