
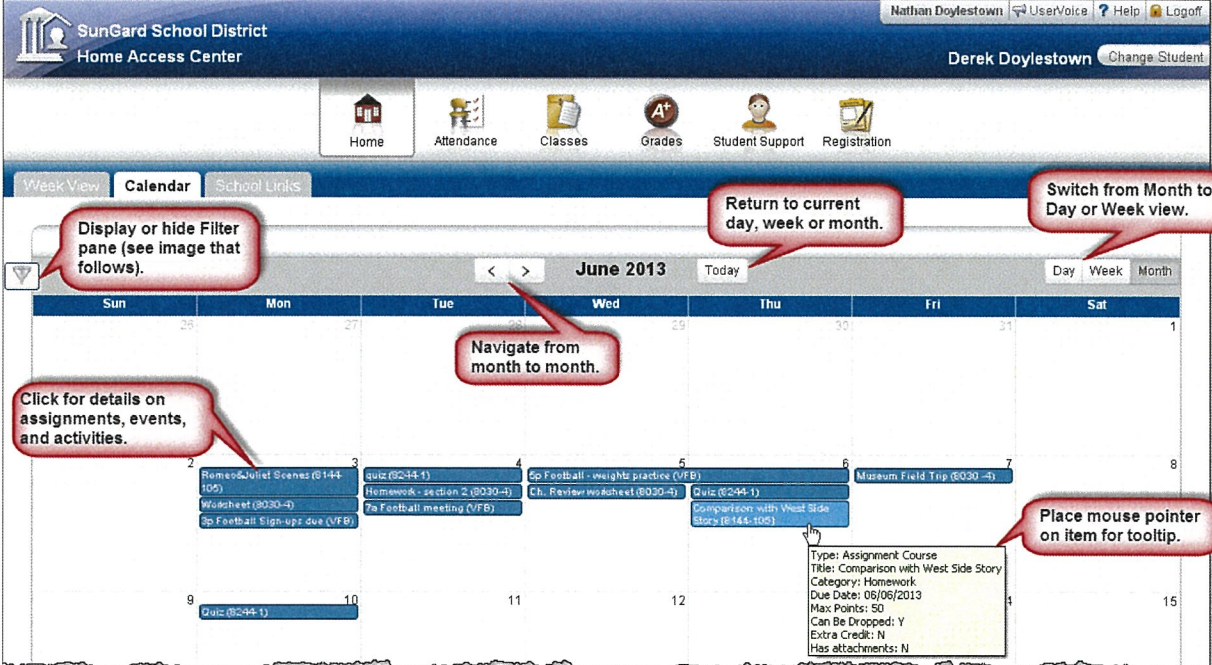


## Calendar Page

The Calendar page provides a month view of the following information on your student:

- Class Assignments
- Class Events
- Activity Events


To display the Calendar page, click  **Home** on the HAC menu, then click the **Calendar** tab.

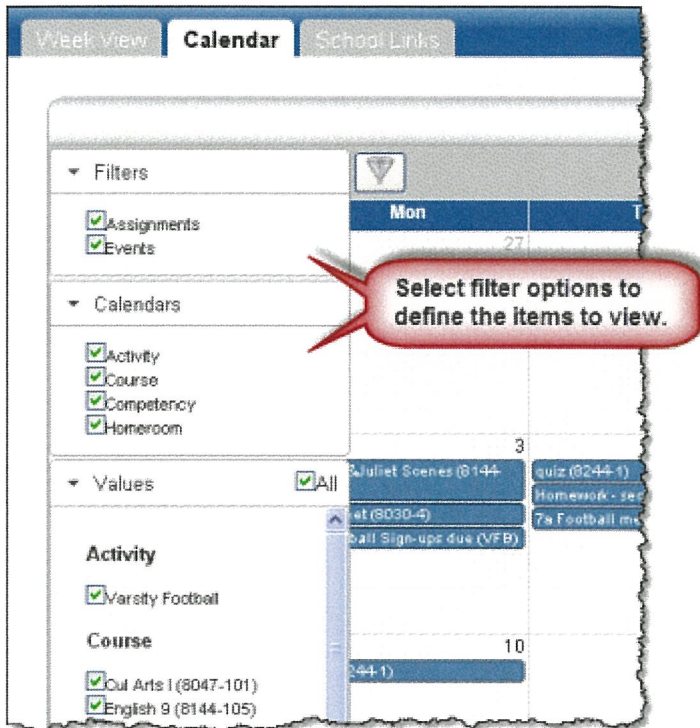


The screenshot shows the SunGard School District Home Access Center interface. The user is logged in as Nathan Doylestown. The calendar is for June 2013, showing days from Sunday to Saturday. A filter icon is visible in the top left of the calendar area. A tooltip is displayed for an assignment on Thursday, June 6th, with the following details:

- Type: Assignment Course
- Title: Comparison with West Side Story
- Category: Homework
- Due Date: 06/06/2013
- Max Points: 50
- Can Be Dropped: Y
- Extra Credit: N
- Has attachments: N

### Customize calendar information

- To hide or display the Filter pane, click the  Filter icon.



- To include or exclude information on the calendar, check or uncheck the appropriate boxes in the Filter pane on the left.
- To collapse the pane's Filters, Calendars, or Values section, click the section's ▼ down symbol. To expand a collapsed section, click the section's ▲ up symbol.

### Change calendar views

- To display other months, use the < > arrows to navigate forward or backward a month at a time.
- To display the week view for the current week, click **Week**. To display other weeks in the calendar's week view, use the < > arrows to navigate forward or backward a week at a time.
- To display the day view for the current day, click **Day**. To display other days, use the < > arrows to navigate forward or backward a day at a time.
- To return to the current month, week, or day in the above views, click **Today**.