

RESOLUTION

CANVASSING THE RETURNS AND DECLARING THE RESULTS OF THE GENERAL ELECTION OF TRUSTEES OF THE ROCKDALE INDEPENDENT SCHOOL DISTRICT, HELD ON THE SEVENTH DAY OF MAY, 2022.

WHEREAS, at the regular meeting of the Board of Trustees of Rockdale Independent School District, held on the 16th day of May, 2022, there came to be considered the returns of the General Election of Rockdale Independent School District, heretofore held on the 7th day of May, 2022, same being the first Saturday of May, 2022, for the purpose of electing the hereinafter named trustees; and

WHEREAS, it appears to the satisfaction of the Board of Trustees that said election was in all respects duly and legally held, and said returns hereof duly legally made to said Board of Trustees, and that each of the candidates in said election received the following votes:

Precinct	Amy Ogea Casas	Charles Miles	Lindsey Lillard	Braden Byrd
City of Rockdale-East 207	15	15	8	8
City of Rockdale-East 318	52	52	39	17
City of Rockdale-East 419	28	29	23	10
City of Rockdale-West 318	328	311	211	148
City of Rockdale-West 419	43	45	20	31
Rockdale ISD-101	7	7	4	2
Rockdale ISD-105	20	18	13	13
Rockdale ISD-203	31	31	12	25
Rockdale ISD-207	32	31	17	20
Rockdale ISD-318	29	28	17	14
Rockdale ISD-419	88	84	53	39
Rockdale ISD-420	6	5	4	0
Totals	679	656	421	327


THEREFORE, BE IT RESOLVED BY THE BOARD OF TRUSTEES OF ROCKDALE INDEPENDENT SCHOOL DISTRICT:

That the said Amy Ogea Casas is hereby declared to be the duly elected Trustee, Place 3; the said Charles Miles is hereby declared to be the duly elected Trustee, Place 4; and the said Lindsey Lillard is hereby declared to be the duly elected Trustee, Place 5 to fill the term of their respective offices for the three years ending in the Month of May, 2025.



Presiding Officer of Canvassing Authority

ATTEST:



Board Member

Official Tally
 Run Time 4:49 PM
 Run Date 05/10/2022

Milam County, Texas

2022-5-7

5/7/2022

Page 1

Official Results
 Ballots Cast 805
 Precincts Reporting 43 of 43 = 100.00%

Trustee, Place 3 - Vote for none or one.

Choice	Party	Absentee Voting		Early Voting		Election Day Voting		Total	
Amy Ogea Casas		61	100.00%	373	100.00%	245	100.00%	679	100.00%
	Cast Votes:	61	100.00%	373	100.00%	245	100.00%	679	100.00%
	Undervotes:	21		61		44		126	
	Overvotes:	0		0		0		0	


Trustee, Place 4 - Vote for none or one.

Choice	Party	Absentee Voting		Early Voting		Election Day Voting		Total	
Charles Miles		62	100.00%	359	100.00%	235	100.00%	656	100.00%
	Cast Votes:	62	100.00%	359	100.00%	235	100.00%	656	100.00%
	Undervotes:	20		75		54		149	
	Overvotes:	0		0		0		0	

Trustee, Place 5 - Vote for none or one.

Choice	Party	Absentee Voting		Early Voting		Election Day Voting		Total	
Lindsey Lillard		45	62.50%	222	53.75%	154	58.56%	421	56.28%
Braden Byrd		27	37.50%	191	46.25%	109	41.44%	327	43.72%
	Cast Votes:	72	100.00%	413	100.00%	263	100.00%	748	100.00%
	Undervotes:	10		21		26		57	
	Overvotes:	0		0		0		0	

*** End of report ***




William County, Texas

2022-5-7

5/7/2022

Page 1



Trustee, Place 3 - Vote for none or one.

Precinct	Amy Ogea Casas	Cast Votes	Undervotes	Overvotes	Absentee Voting Ballots Cast	Early Voting Ballots Cast	Election Day Voting Ballots Cast	Total Ballots Cast	Registered Voters	Turnout Percentage
101 - RISD	7	7	1	0	1	7	0	8	49	16.33%
105 - RISD	20	20	9	0	2	15	12	29	319	9.09%
203 - RISD	31	31	15	0	3	26	17	46	327	14.07%
207 - RISD	32	32	7	0	12	16	11	39	614	6.35%
318 - RISD	29	29	8	0	8	14	15	37	2,439	1.52%
419 - RISD	88	88	21	0	14	46	49	109	1,913	5.70%
420 - RISD	6	6	2	0	0	5	3	8	82	9.76%
207 - RCityE	15	15	1	0	2	5	9	16	325	4.92%
318 - RCityE	52	52	4	0	3	28	25	56	571	9.81%
419 - RCityE	28	28	6	0	3	15	16	34	506	6.72%
318 - RCityW	328	328	42	0	30	231	109	370	1,387	26.68%
419 - RCityW	43	43	10	0	4	26	23	53	301	17.61%
Totals	679	679	126	0	82	434	289	805	8,833	9.11%

Milam County, Texas

2022-5-7
 5/7/2022
 Page 2

Trustee, Place 4 - Vote for none or one.

Precinct	Charles Miles	Cast Votes	Undervotes	Overvotes	Absentee Voting Ballots Cast	Early Voting Ballots Cast	Election Day Voting Ballots Cast	Total Ballots Cast	Registered Voters	Turnout Percentage
101 - RISD	7	7	1	0	1	7	0	8	49	16.33%
105 - RISD	18	18	11	0	2	15	12	29	319	9.09%
203 - RISD	31	31	15	0	3	26	17	46	327	14.07%
207 - RISD	31	31	8	0	12	16	11	39	614	6.35%
318 - RISD	28	28	9	0	8	14	15	37	2,439	1.52%
419 - RISD	84	84	25	0	14	46	49	109	1,913	5.70%
420 - RISD	5	5	3	0	0	5	3	8	82	9.76%
207 - RCityE	15	15	1	0	2	5	9	16	325	4.92%
318 - RCityE	52	52	4	0	3	28	25	56	571	9.81%
419 - RCityE	29	29	5	0	3	15	16	34	506	6.72%
318 - RCityW	311	311	59	0	30	231	109	370	1,387	26.68%
419 - RCityW	45	45	8	0	4	26	23	53	301	17.61%
Totals	656	656	149	0	82	434	289	805	8,833	9.11%

William County, Texas

2022-5-7

5/7/2022

Page 3

Trustee, Place 5 - Vote for none or one.

Precinct	Lindsey Lillard	Braden Byrd	Cast Votes	Undervotes	Overvotes	Absentee Voting Ballots Cast	Early Voting Ballots Cast	Election Day Voting Ballots Cast	Total Ballots Cast	Registered Voters	Turnout Percentage
101 - RISD	4	2	6	2	0	1	7	0	8	49	16.33%
105 - RISD	13	13	26	3	0	2	15	12	29	319	9.09%
203 - RISD	12	25	37	9	0	3	26	17	46	327	14.07%
207 - RISD	17	20	37	2	0	12	16	11	39	614	6.35%
318 - RISD	17	14	31	6	0	8	14	15	37	2,439	1.52%
419 - RISD	53	39	92	17	0	14	46	49	109	1,913	5.70%
420 - RISD	4	0	4	4	0	0	5	3	8	82	9.76%
207 - RCityE	8	8	16	0	0	2	5	9	16	325	4.92%
318 - RCityE	39	17	56	0	0	3	28	25	56	571	9.81%
419 - RCityE	23	10	33	1	0	3	15	16	34	506	6.72%
318 - RCityW	211	148	359	11	0	30	231	109	370	1,387	26.68%
419 - RCityW	20	31	51	2	0	4	26	23	53	301	17.61%
Totals	421	327	748	57	0	82	434	289	805	8,833	9.11%

Canvas Rockdale LP

Official Tally

4:54 PM

Run Time

05/10/2022

Milam County, Texas

2022-5-7

5/7/2022

Page 4

*** End of report ***

05/10/2022

4:54 PM

Productivity

43,066.5