



Revenue

Mixed Media

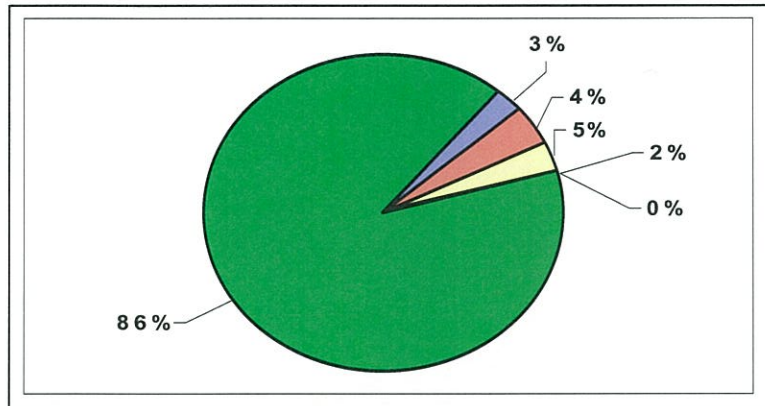
By Students from Dolan Middle School, Grade 7

Teacher: Jody Tiedomann

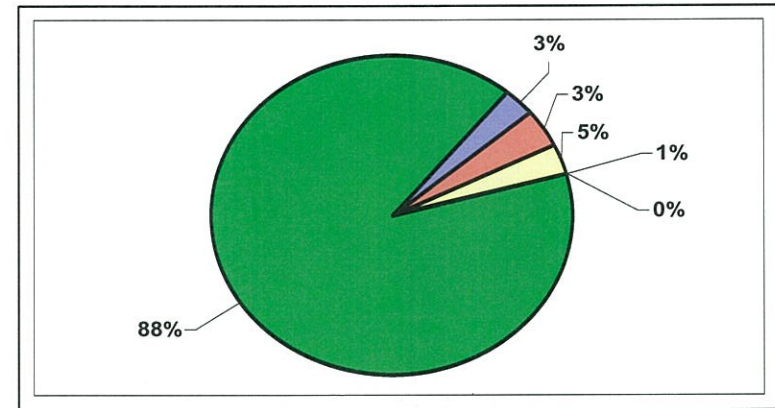
Students: Adrianna Franco, Dorothy Gepner, Sabina Pierre-Louis, Holly Matura, Jordan Pielori

2011-12 BUDGET OF THE STAMFORD PUBLIC SCHOOLS TOTAL REVENUE BUDGET

2010-11



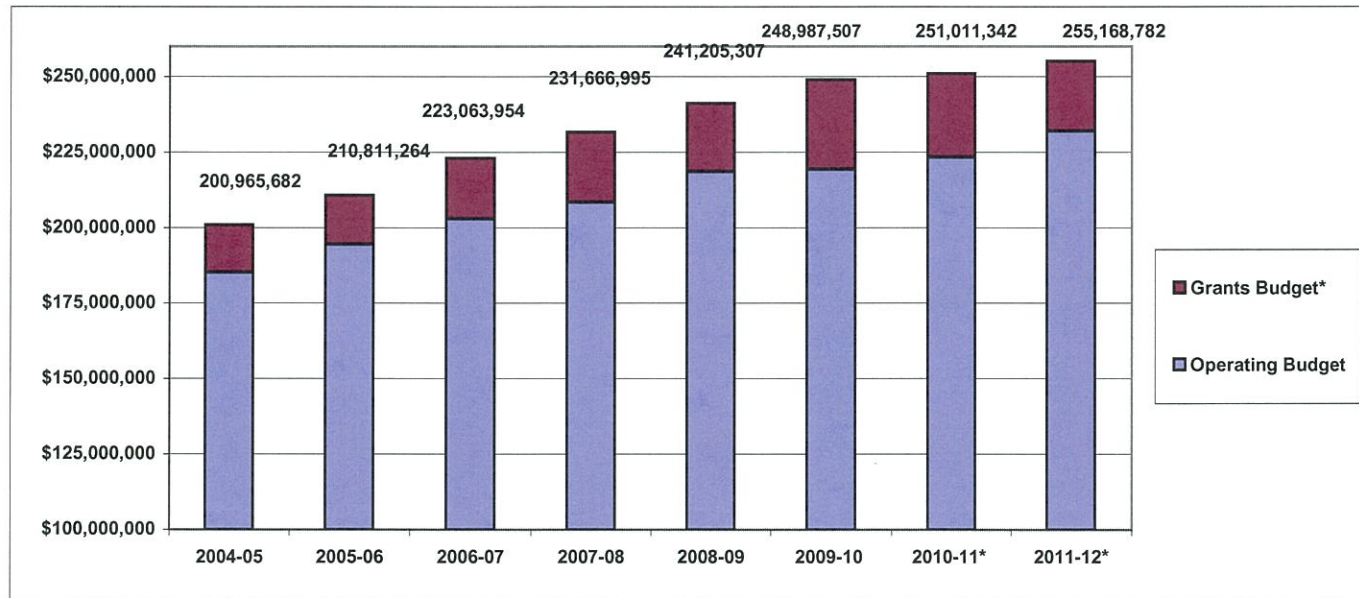
2011-12



State Entitlements	8,149,618
Federal Grants	9,229,955
State Grants	11,620,638
Private Grants	6,778,546
Other Income	78,000
City of Stamford	215,154,585
Total Oper/Grant Budget	251,011,342

3.2%	State Entitlements	8,221,310	3.2%
3.7%	Federal Grants	8,659,235	3.4%
4.6%	State Grants	11,715,769	4.6%
2.7%	Private Grants	2,794,704	1.1%
0.0%	Other Income	54,000	0.0%
85.7%	City of Stamford	223,723,764	87.7%
100.0%	Total Oper/Grant Budget	255,168,782	100.0%

2011-12 BUDGET OF THE STAMFORD PUBLIC SCHOOLS REVENUE BY SOURCE



	2004-05	2005-06	2006-07	2007-08	2008-09	2009-10	2010-11*	2011-12*
Operating Budget	185,265,181	194,527,805	203,056,708	208,532,549	218,609,176	219,408,146	223,382,203	231,999,074
Grants Budget*	15,700,501	16,283,459	20,007,246	23,134,446	22,596,131	29,579,361	27,629,139	23,169,708
Total	200,965,682	210,811,264	223,063,954	231,666,995	241,205,307	248,987,507	251,011,342	255,168,782

* = award amount as of budget printing date

**2011-12 BUDGET OF THE STAMFORD PUBLIC SCHOOLS
GENERAL FUND REVENUE TO CITY OF STAMFORD**

	Actual 2007-08	Actual 2008-09	Actual 2009-10	Estimated 2010-11**	Estimated 2011-12**
REVENUE STATE OF CONNECTICUT					
Education Cost Sharing	7,302,455	7,345,570	6,726,009	6,903,179	7,978,877
Public Transportation	125,491	156,263	132,417	758,816	120,000
Non-Public Transportation	29,005	42,199	31,040	397,190	32,000
Special Education Equity					
Vocational Agriculture Operating Grant	116,886	94,762	90,433	90,433	90,433
TOTAL STATE REVENUE	\$7,573,837	\$7,638,794	\$6,979,899	\$8,149,618	\$8,221,310
OTHER REVENUE					
Tuitions	66,912	121,701	99,316	75,000	52,000
Miscellaneous	0	2,586	495	3,000	2,000
TOTAL OTHER REVENUE	\$66,912	\$124,287	\$99,811	\$78,000	\$54,000
TOTAL REVENUE	\$7,640,749	\$7,763,081	\$7,079,710	\$8,227,618	\$8,275,310
TOTAL OPERATING BUDGET	\$208,429,611	\$218,538,656	\$219,237,351	\$223,382,203	\$231,999,074
NET COST TO CITY	\$200,788,862	\$210,775,575	\$212,157,641	\$215,154,585	\$223,723,764

**= Latest Estimate based on best available information