

Sandra Llamas
Stamford High School – Gr. 9



Revenue



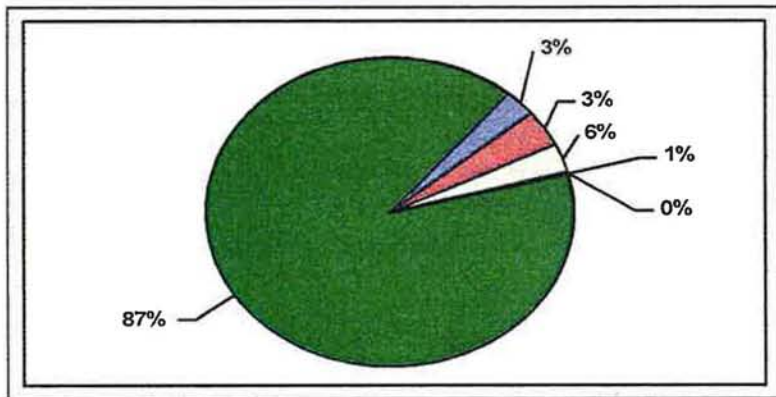
Gisselle Lopez
Stamford High School – Gr. 9

Claire Rutz
AITE

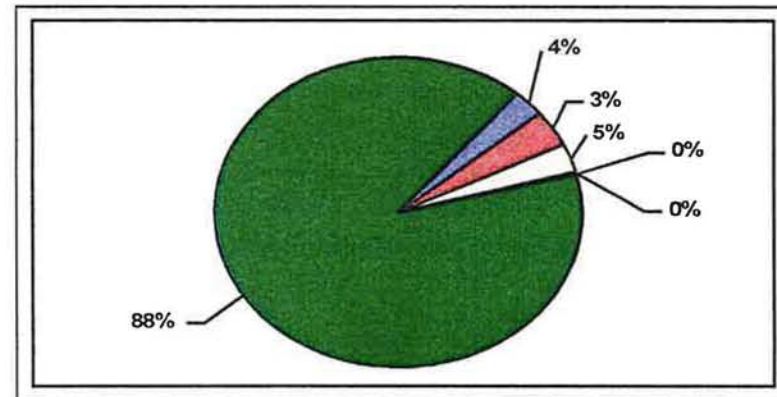


2013-14 BUDGET OF THE STAMFORD PUBLIC SCHOOLS TOTAL REVENUE BUDGET

2012-13



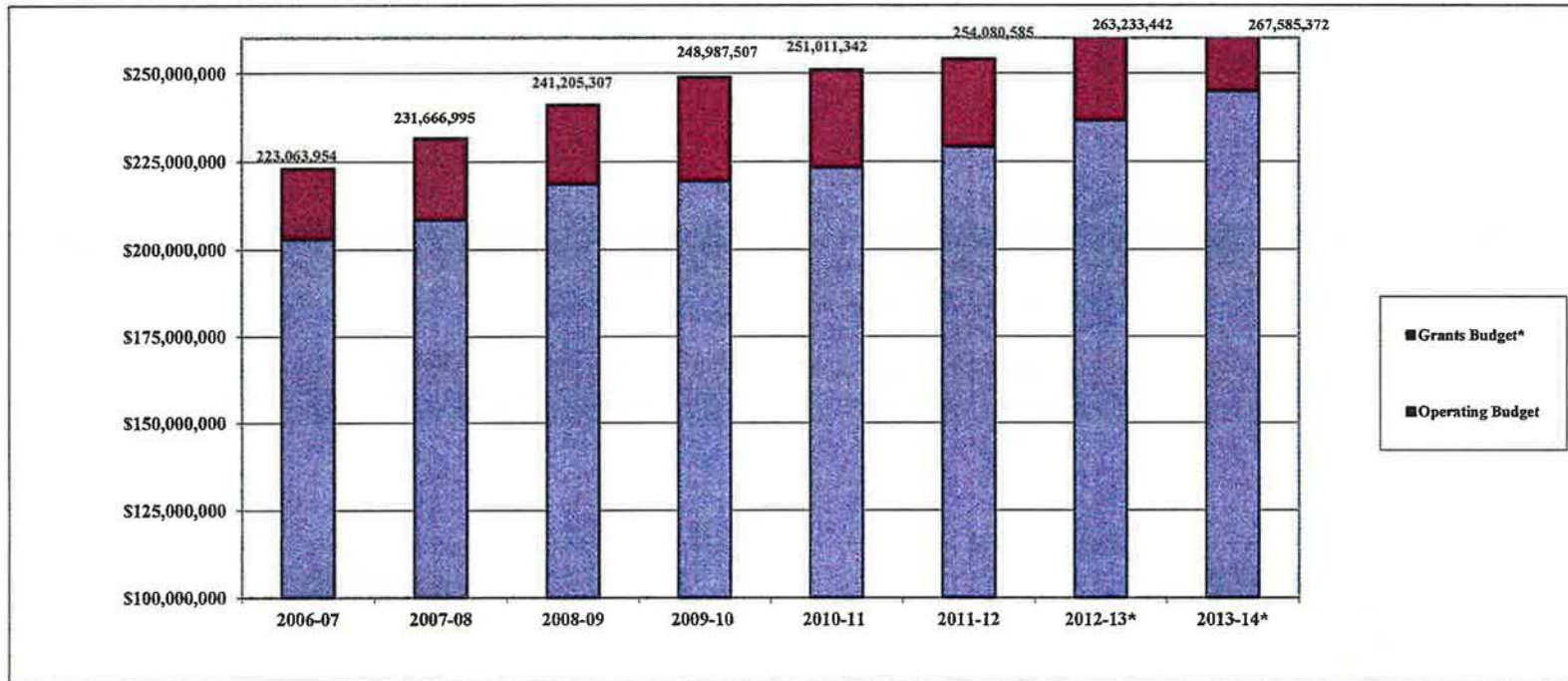
2013-14



State Entitlements	8,228,883
Federal Grants	8,087,843
State Grants	14,643,224
Private Grants	3,785,217
Other Income	54,000
City of Stamford	228,434,275
Total Oper/Grant Budget	263,233,442

3.1%	State Entitlements	8,228,883	3.1%
3.1%	Federal Grants	7,837,480	2.9%
5.6%	State Grants	14,639,023	5.5%
1.4%	Private Grants	35,910	0.0%
0.0%	Other Income	54,000	0.0%
86.8%	City of Stamford	236,790,076	88.5%
100.0%	Total Oper/Grant Budget	267,585,372	100.0%

2013-14 BUDGET OF THE STAMFORD PUBLIC SCHOOLS REVENUE BY SOURCE



	2006-07	2007-08	2008-09	2009-10	2010-11	2011-12	2012-13*	2013-14*
Operating Budget	203,056,708	208,532,549	218,609,176	219,408,146	223,382,203	229,275,948	236,717,158	245,072,959
Grants Budget*	20,007,246	23,134,446	22,596,131	29,579,361	27,629,139	24,804,637	26,516,284	22,512,413
Total	223,063,954	231,666,995	241,205,307	248,987,507	251,011,342	254,080,585	263,233,442	267,585,372

* = grant award amount or latest estimate as of budget printing date

**2013-14 BUDGET OF THE STAMFORD PUBLIC SCHOOLS
GENERAL FUND REVENUE TO CITY OF STAMFORD**

	Actual 2009-10	Actual 2010-11*	Actual 2011-12	Estimated 2012-13**	Estimated 2013-14**
REVENUE STATE OF CONNECTICUT					
Education Cost Sharing***	\$6,726,009	\$6,829,298	\$8,066,574	\$7,978,877	\$7,978,877
Public Transportation	\$132,417	\$775,482	\$75,457	\$54,520	\$54,520
Non-Public Transportation	\$31,040	\$401,870	\$43,441	\$30,824	\$30,824
Special Education Equity	\$48,132	\$48,132	\$48,132	\$48,132	\$48,132
Vocational Agriculture Operating Grant****	\$90,433	\$111,035	\$110,464	\$116,530	\$116,530
TOTAL STATE REVENUE	\$7,028,031	\$8,165,817	\$8,344,068	\$8,228,883	\$8,228,883
OTHER REVENUE					
Tuitions	\$99,316	\$55,320	\$49,983	\$52,000	\$52,000
Miscellaneous	\$495	\$6,057	\$2,908	\$2,000	\$2,000
TOTAL OTHER REVENUE	\$99,811	\$61,377	\$52,891	\$54,000	\$54,000
TOTAL REVENUE	\$7,127,842	\$8,227,194	\$8,396,959	\$8,282,883	\$8,282,883
TOTAL OPERATING BUDGET	\$219,408,146	\$223,382,203	\$229,275,948	\$236,717,158	\$245,072,959
NET COST TO CITY	\$212,280,304	\$215,155,009	\$220,878,989	\$228,434,275	\$236,790,076

*= a one-time reduction in grand list ranking greatly increased 2010-11 transportation revenue

**= Latest estimate based on best available information

***= does not include Alliance District Grant which is shown in Section 9 as "Grant Revenue"

****= does not include additional Vo-Ag supplement of \$44,534 which is shown in Section 9 as "Grant Revenue"

