


Richa Rao
Scofield Magnet Middle School, Grade 8



Amara Adams
Dolan Middle School, Grade 8



Angel Rmales
Roxbury School, Grade 4



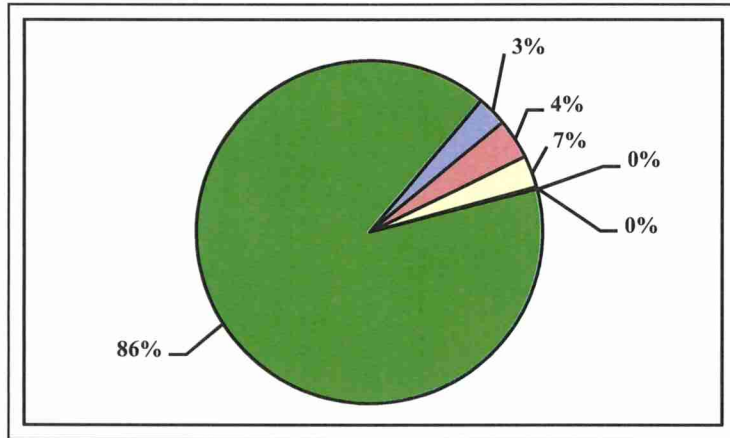
Alaae El Allati
Newfield School, Grade 2



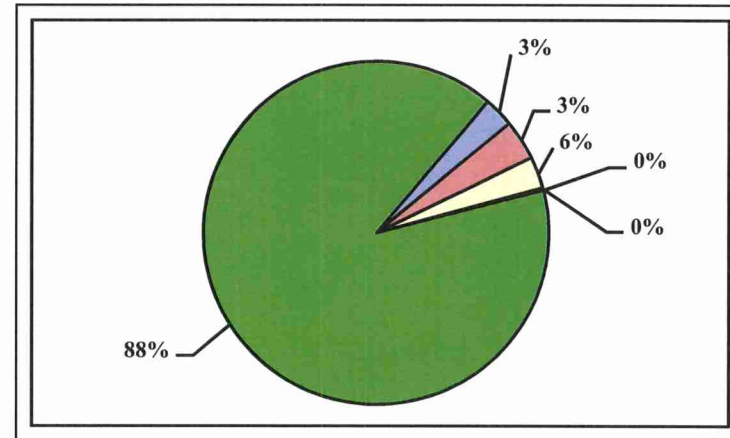
Savannah Haims
AITE, Grade 11

BOARD OF EDUCATION 2018-19 APPROVED BUDGET TOTAL REVENUE BUDGET

2017-18



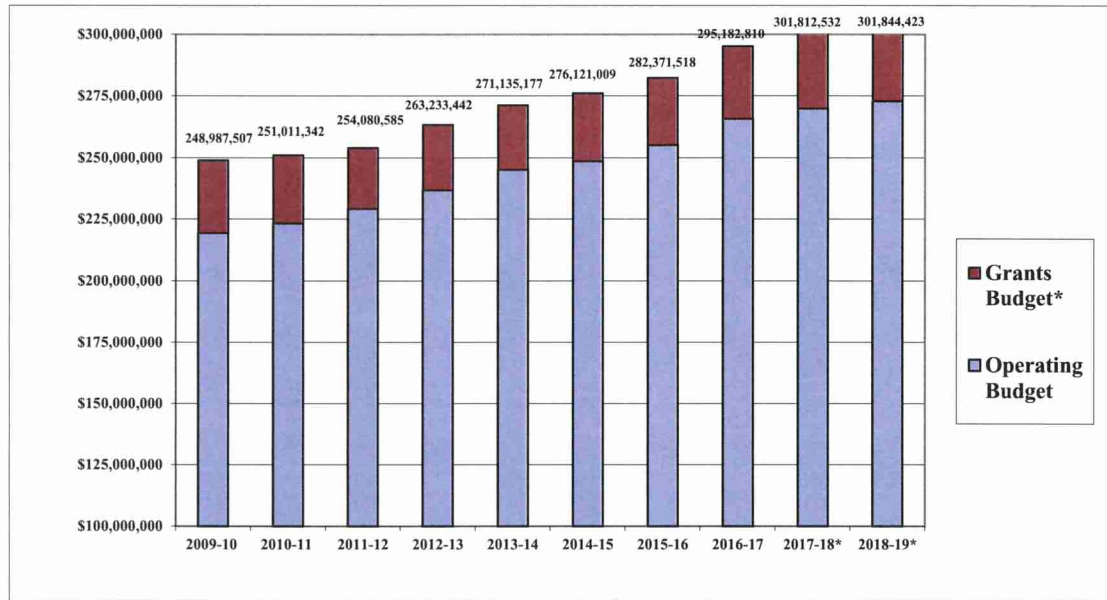
2018-19



City of Stamford- Operating Budget	\$261,554,304	86.7%
State Grants	\$20,698,015	6.9%
Federal Grants	\$11,055,072	3.7%
State Entitlements	\$8,055,168	2.7%
Private and Other Grants	\$323,153	0.1%
Other Income	\$126,820	0.0%
Total Operating & Grant Budget	\$301,812,532	100.0%

City of Stamford- Operating Budget	\$264,370,288	87.6%
State Grants	\$18,305,267	6.1%
Federal Grants	\$10,470,364	3.5%
State Entitlements	\$8,250,191	2.7%
Private and Other Grants	\$278,113	0.1%
Other Income	\$170,200	0.1%
Total Operating & Grant Budget	\$301,844,423	100.0%

BOARD OF EDUCATION 2018-19 APPROVED BUDGET REVENUE BY SOURCE



	2009-10	2010-11	2011-12	2012-13	2013-14	2014-15	2015-16	2016-17	2017-18*	2018-19*
Operating Budget	\$219,408,146	\$223,382,203	\$229,275,948	\$236,717,158	\$245,072,959	\$248,574,216	\$255,113,422	\$265,543,299	\$269,736,292	\$272,790,679
Grants Budget*	\$29,579,361	\$27,629,139	\$24,804,637	\$26,516,284	\$26,062,218	\$27,546,793	\$27,258,096	\$29,639,511	\$32,076,240	\$29,053,744
Total	\$248,987,507	\$251,011,342	\$254,080,585	\$263,233,442	\$271,135,177	\$276,121,009	\$282,371,518	\$295,182,810	\$301,812,532	\$301,844,423

* = grant award amount or latest estimate as of budget printing date

**BOARD OF EDUCATION 2018-19 APPROVED BUDGET
GENERAL FUND REVENUE TO CITY OF STAMFORD**

	2012-13 Actual	2013-14 Actual	2014-15 Actual	2015-16 Actual	2016-17 Actual	2017-18** Estimated	2018-19** Estimated
REVENUE STATE OF CONNECTICUT							
Education Cost Sharing***	\$7,894,337	\$7,925,459	\$8,120,437	\$8,031,326	\$7,886,287	\$7,783,854	\$7,978,877
Public Transportation	\$54,217	\$78,927	\$95,896	\$89,059			
Non-Public Transportation	\$30,892	\$52,488	\$70,551	\$59,978			
Special Education Equity							
Vocational Agriculture Operating Grant****	\$154,998	\$154,998	\$208,198	\$205,518	\$261,653	\$271,314	\$271,314
TOTAL STATE REVENUE	\$8,134,444	\$8,211,872	\$8,495,082	\$8,385,881	\$8,147,940	\$8,055,168	\$8,250,191
OTHER REVENUE							
Tuitions	\$101,874	\$120,769	\$171,130	\$200,801	\$99,617	\$126,820	\$170,000
Miscellaneous	\$415	\$205		\$243	\$200		\$200
TOTAL OTHER REVENUE	\$102,289	\$120,974	\$171,130	\$201,044	\$99,817	\$126,820	\$170,200
TOTAL REVENUE	\$8,236,733	\$8,332,846	\$8,666,212	\$8,586,925	\$8,247,757	\$8,181,988	\$8,420,391
TOTAL OPERATING BUDGET	\$236,717,158	\$245,072,959	\$248,574,216	\$255,113,422	\$265,543,299	\$269,736,292	\$272,790,679
NET COST TO CITY	\$228,480,425	\$236,740,113	\$239,908,004	\$246,526,497	\$257,295,542	\$261,554,304	\$264,370,288

**= latest estimate based on best available information

***= does not include Alliance District Grant which is shown in Section 9 as "Grant Revenue"

****= does not include additional Vo-Ag supplement of \$87,022 which is shown in Section 9 as "Grant Revenue"