



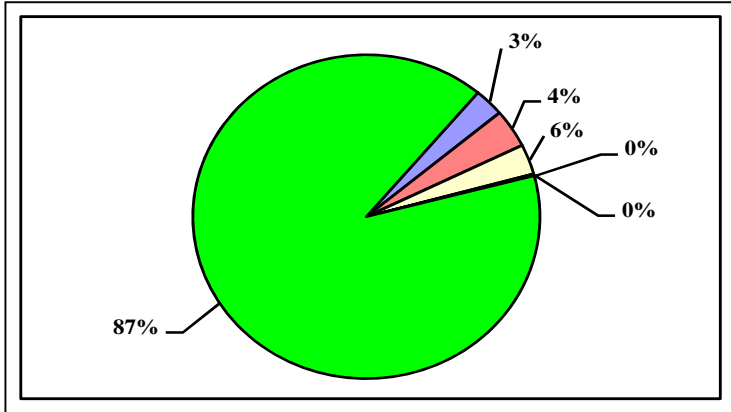
Revenue



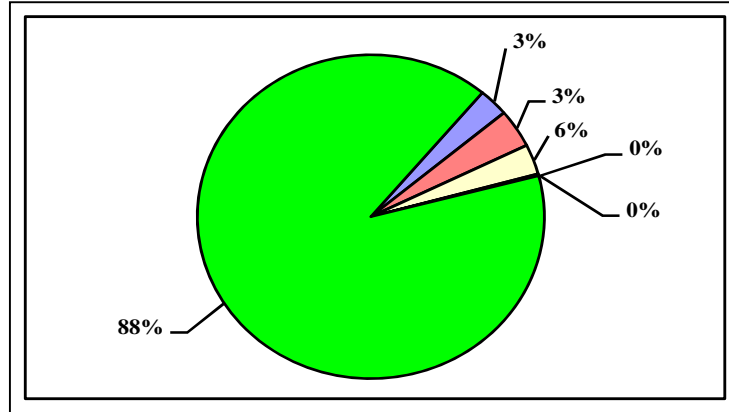
Stamford Communities by 4th Grade Scholars

BOARD OF EDUCATION 2019-20 BUDGET TOTAL REVENUE BUDGET

2018-19



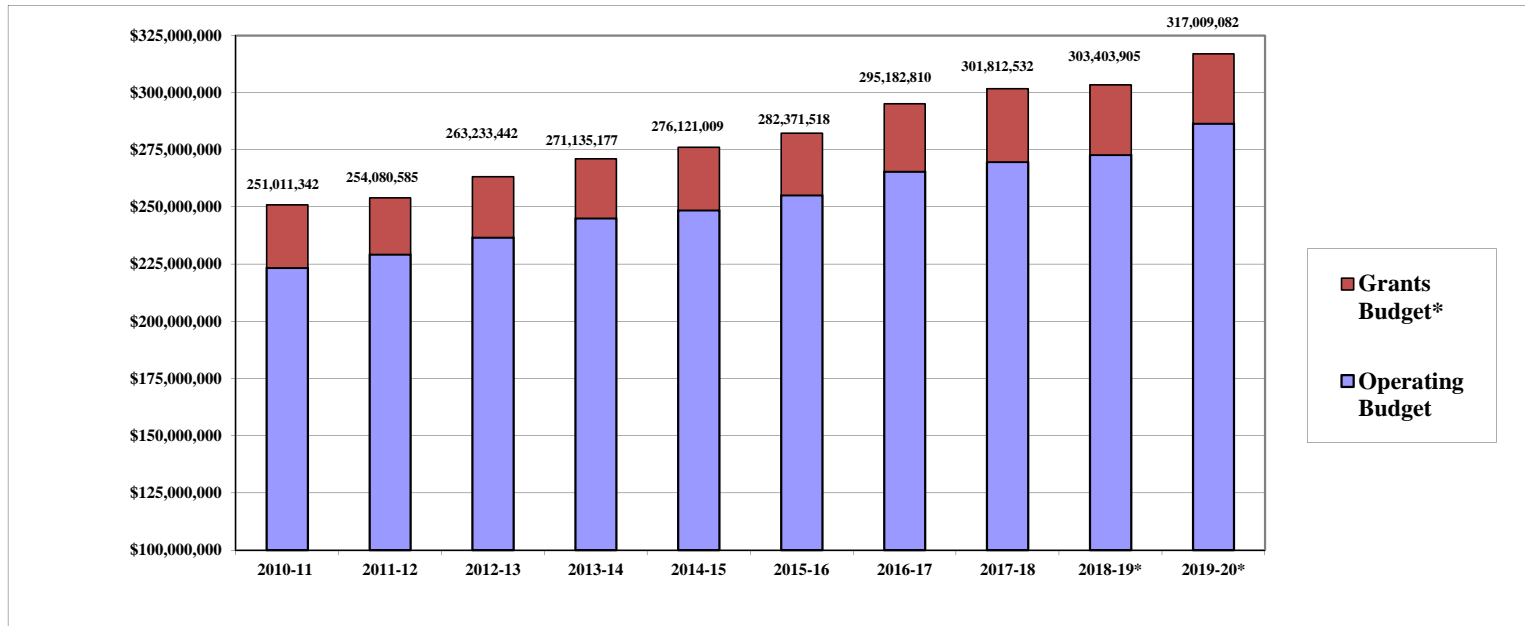
2019-20



City of Stamford- Operating Budget	\$264,413,863	87.1%
State Grants	\$19,558,947	6.4%
Federal Grants	\$10,763,382	3.5%
State Entitlements	\$8,276,716	2.7%
Private and Other Grants	\$290,897	0.1%
Other Income	\$100,100	0.0%
Total Operating & Grant Budget	\$303,403,905	100.0%

City of Stamford- Operating Budget	278,130,515	87.7%
State Grants	\$19,337,264	6.1%
Federal Grants	\$10,851,262	3.4%
State Entitlements	\$8,250,191	2.6%
Private and Other Grants	\$339,750	0.1%
Other Income	\$100,100	0.0%
Total Operating & Grant Budget	\$317,009,082	100.0%

BOARD OF EDUCATION 2019-20 BUDGET REVENUE BY SOURCE



	2010-11	2011-12	2012-13	2013-14	2014-15	2015-16	2016-17	2017-18	2018-19*	2019-20*
Operating Budget	\$223,382,203	\$229,275,948	\$236,717,158	\$245,072,959	\$248,574,216	\$255,113,422	\$265,543,299	\$269,736,292	\$272,790,679	\$286,480,806
Grants Budget*	\$27,629,139	\$24,804,637	\$26,516,284	\$26,062,218	\$27,546,793	\$27,258,096	\$29,639,511	\$32,076,240	\$30,613,226	\$30,528,276
Total	\$251,011,342	\$254,080,585	\$263,233,442	\$271,135,177	\$276,121,009	\$282,371,518	\$295,182,810	\$301,812,532	\$303,403,905	\$317,009,082

* = grant award amount or latest estimate as of budget printing date

**BOARD OF EDUCATION 2019-20 BUDGET
GENERAL FUND REVENUE TO CITY OF STAMFORD**

	2015-16 Actual	2016-17 Actual	2017-18 Actual	2018-19** Estimated	2019-20** Estimated
REVENUE STATE OF CONNECTICUT					
Education Cost Sharing***	\$8,031,326	\$7,886,287	\$7,783,854	\$8,005,402	\$7,978,877
Public Transportation	\$89,059				
Non-Public Transportation	\$59,978				
Special Education Equity					
Vocational Agriculture Operating Grant****	\$205,518	\$261,653	\$271,314	\$271,314	\$271,314
TOTAL STATE REVENUE	\$8,385,881	\$8,147,940	\$8,055,168	\$8,276,716	\$8,250,191
OTHER REVENUE					
Tuitions	\$200,801	\$99,617	\$58,590	\$100,000	\$100,000
Miscellaneous	\$243	\$200		\$100	\$100
TOTAL OTHER REVENUE	\$201,044	\$99,817	\$58,590	\$100,100	\$100,100
TOTAL REVENUE	\$8,586,925	\$8,247,757	\$8,113,758	\$8,376,816	\$8,350,291
TOTAL OPERATING BUDGET	\$255,113,422	\$265,543,299	\$269,736,292	\$272,790,679	\$286,480,806
NET COST TO CITY	\$246,526,497	\$257,295,542	\$261,622,534	\$264,413,863	\$278,130,515

**= latest estimate based on best available information

***= does not include Alliance District Grant which is shown in Section 9 as "Grant Revenue"

****= does not include additional Vo-Ag supplement of \$87,022 which is shown in Section 9 as "Grant Revenue"