

Revenue



**Ivana Nique, Grade 10
Stamford High School**



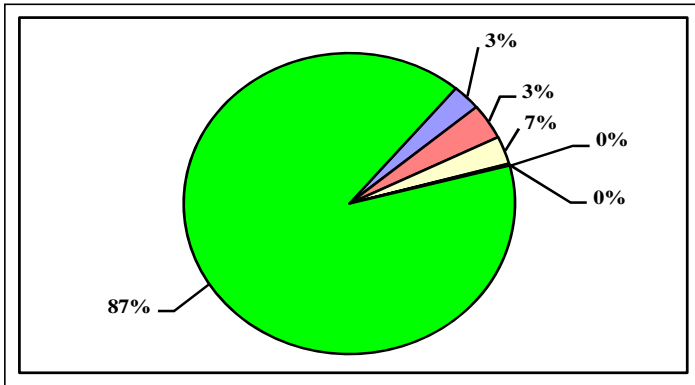
**Danylo Moskovych, Grade 3
Springdale Elementary School**



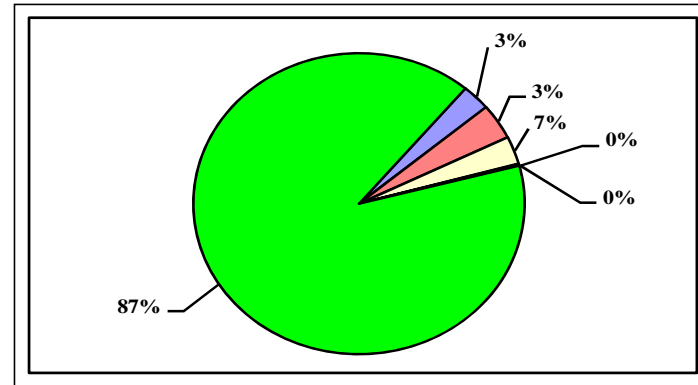
**Fabian Villa Herrera, Grade K
Toquam Magnet Elementary School**

BOARD OF EDUCATION 2020-21 BUDGET TOTAL REVENUE BUDGET

2019-20



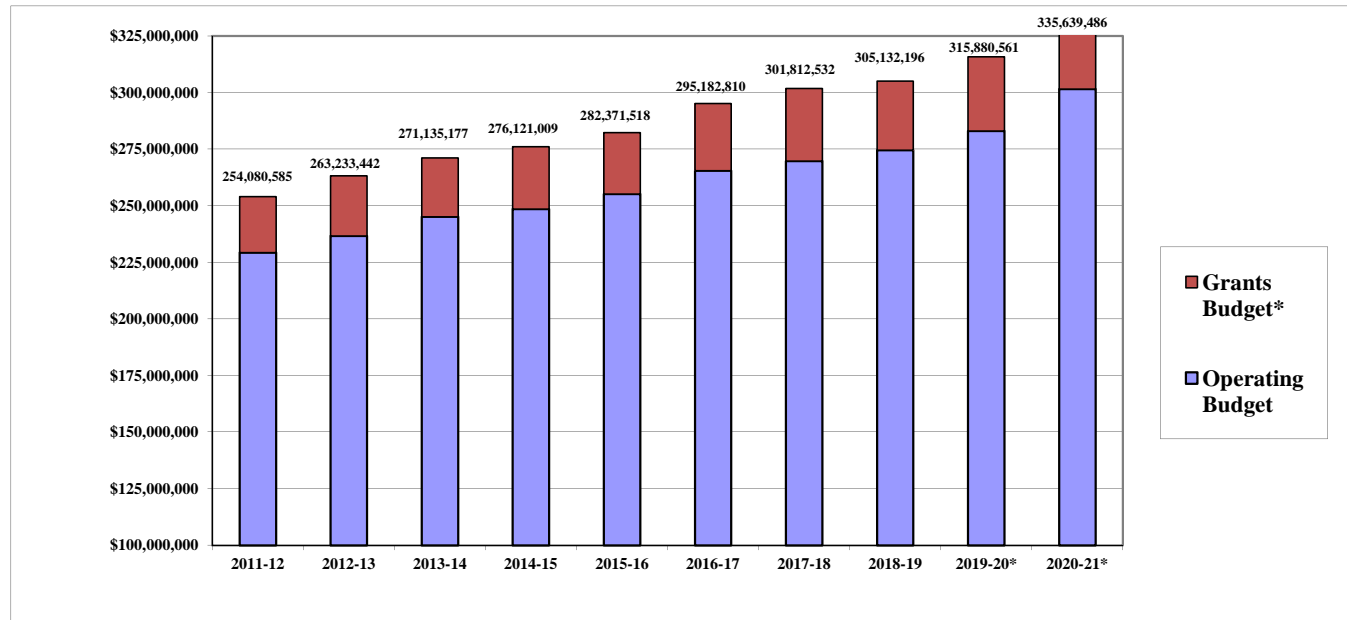
2020-21



City of Stamford- Operating Budget	274,694,119	87.0%
State Grants	\$21,423,939	6.8%
Federal Grants	\$10,997,066	3.5%
State Entitlements	\$8,299,187	2.6%
Private and Other Grants	\$389,750	0.1%
Other Income	\$76,500	0.0%
Total Operating & Grant Budget	\$315,880,561	100.0%

City of Stamford- Operating Budget	293,156,301	87.3%
State Grants	\$23,131,906	6.9%
Federal Grants	\$10,568,532	3.1%
State Entitlements	\$8,305,593	2.5%
Private and Other Grants	\$399,124	0.1%
Other Income	\$78,030	0.0%
Total Operating & Grant Budget	\$335,639,486	100.0%

BOARD OF EDUCATION 2020-21 BUDGET REVENUE BY SOURCE



	2011-12	2012-13	2013-14	2014-15	2015-16	2016-17	2017-18	2018-19	2019-20*	2020-21*
Operating Budget	\$229,275,948	\$236,717,158	\$245,072,959	\$248,574,216	\$255,113,422	\$265,543,299	\$269,736,292	\$274,518,970	\$283,069,806	\$301,539,924
Grants Budget*	\$24,804,637	\$26,516,284	\$26,062,218	\$27,546,793	\$27,258,096	\$29,639,511	\$32,076,240	\$30,613,226	\$32,810,755	\$34,099,562
Total	\$254,080,585	\$263,233,442	\$271,135,177	\$276,121,009	\$282,371,518	\$295,182,810	\$301,812,532	\$305,132,196	\$315,880,561	\$335,639,486

* = grant award amount or latest estimate as of budget printing date

**BOARD OF EDUCATION 2020-21 BUDGET
GENERAL FUND REVENUE TO CITY OF STAMFORD**

	2016-17 Actual	2017-18 Actual	2018-19 Actual	2019-20** Estimated	2020-21** Estimated
REVENUE STATE OF CONNECTICUT					
Education Cost Sharing***	\$7,886,287	\$7,783,854	\$8,108,437	\$7,978,877	\$7,978,877
Public Transportation					
Non-Public Transportation					
Special Education Equity					
Vocational Agriculture Operating Grant****	\$261,653	\$271,314	\$314,029	\$320,310	\$326,716
TOTAL STATE REVENUE	\$8,147,940	\$8,055,168	\$8,422,466	\$8,299,187	\$8,305,593
OTHER REVENUE					
Tuitions	\$99,617	\$58,590	\$65,707	\$76,500	\$78,030
Miscellaneous	\$200				
TOTAL OTHER REVENUE	\$99,817	\$58,590	\$65,707	\$76,500	\$78,030
TOTAL REVENUE	\$8,247,757	\$8,113,758	\$8,488,173	\$8,375,687	\$8,383,623
TOTAL OPERATING BUDGET	\$265,543,299	\$269,736,292	\$274,515,970	\$283,069,806	\$301,539,924
NET COST TO CITY	\$257,295,542	\$261,622,534	\$266,027,797	\$274,694,119	\$293,156,301

**= latest estimate based on best available information

***= does not include Alliance District Grant which is shown in Section 9 as "Grant Revenue"

****= does not include additional Vo-Ag supplement which is shown in Section 9 as "Grant Revenue"