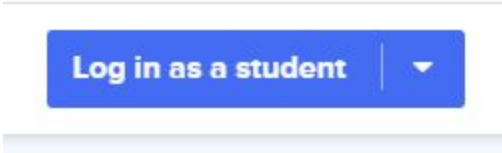
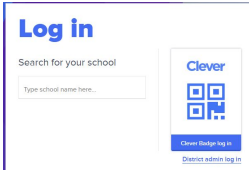
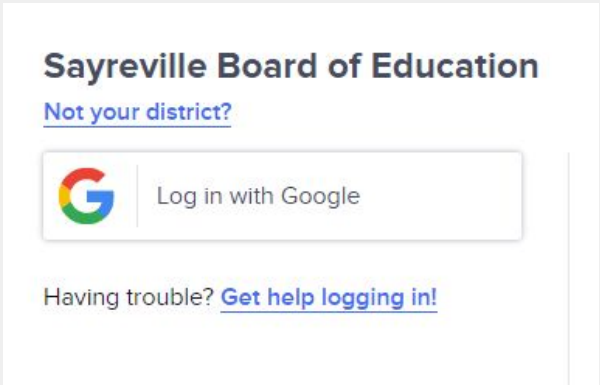

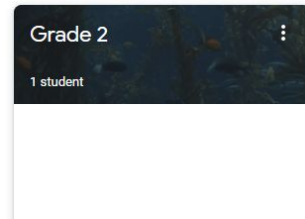


Access to Google Classroom from Home

<p>1. Go to Clever.com. Select the Blue Log in button</p>	
<p>2. If you have your Clever badge and your device has a webcam, use it to log in and then go to step 4.</p> <p>If not, please go to step 3</p>	
<p>3. If you don't have your Clever badge or you don't have a webcam then:</p> <ul style="list-style-type: none">A. Search for your schoolB. Select the log in with GoogleC. Type in your email address – <i>Your 6 digit number@sayrevillek12.net</i> - <i>example</i> - (123456@sayrevillek12.net)D. Type in your password (<i>your 6 digit number</i>)	
<p>4. Once in Clever, look for the Google Classroom picture. Click on it.</p>	 <p>Google Classroom</p>

5. **Click** on the classroom to open it!



6. Messages from your teacher(s) will be in the Stream or in Classwork.. You can **click** on them to read and respond.

