

# California Accountability and Continuous Improvement System

## Local Indicators for 2021-22 school year

**Presented to the Board of Education on June 2, 2022**


Elena Rodriguez

*Executive Director, Accountability and Equity*




# Informing the Development of the LCAP


Lessons learned from prior year LCAP




Engagement of Educational Partners



Local Indicators



State Indicators



Local Data



**LCAP:**

Focus on Improving Student Outcomes

# Local Indicators-Performance Standards

1. Annually measure its progress in meeting the requirements of the specific LCFF priority; and
2. Report the results as part of a non-consent item at a regularly scheduled public meeting of the local governing board/body in conjunction with the adoption of the LCAP; and
3. Report results to the public through the Dashboard utilizing the SBE-adopted self-reflection tools for each local indicator.

State Priority Area		State Indicator	Local Indicator	LCAP Connection
1	Basic Services or Basic Conditions at schools	N/A	Basic Conditions	Goal 4
2	Implementation of State Academic Standards	N/A	Implementation of Academic Standards	Goal 1
3	Parental Engagement	N/A	Parent Engagement	Goal 2
4	Student Achievement	**Academic Indicator **English Learner Indicator	N/A	Goal 1
5	Student Engagement	**Chronic Absence Indicator **Graduation Rate Indicator	N/A	Goal 3
6	School Climate	**Suspension Rate Indicator	Local Climate Survey	Goal 3
7	Access to a Broad Course of Study	*College/Career Indicator	Access to a Broad Course of Study	Goal 1
8	Outcomes in a Broad Course of Study	*College/Career Indicator	N/A	Goal 1

\*No CCI for 2022 Dashboard \*\*Status only for 2022

# Local Indicators Timeline 2022

1

**February-June 2022**

Gather and analyze data to evaluate the LEA's implementation in each of the Local Indicators

2

**July 1, 2022**

Deadline to present 21-22 Local Indicators to the governing board in conjunction with LCAP adoption

3

**August-September 2022**

Report Local Indicator data on the California School Dashboard

Local Indicators	Description	Evidence	Met or not met
<b><i>Basic Services and Conditions</i></b>	<b><i>Appropriately assigned teachers, access to curriculum-aligned instructional materials and safe, clean and functional school facilities</i></b>	<b><i>0 misassignments/vacancies of teachers 0 number of students without access to materials at school and home Only 2 facilities did not meet standard of "good repair"</i></b>	met <input checked="" type="checkbox"/>
<b><i>Implementation of Academic Standards</i></b>	<b><i>Progress in implementing standards areas</i></b>	<b><i>Adopted academic standards in OUSD: English Language Arts/English Language Development, mathematics, Next Generation Science Standards, Career Technical Education, Physical Education, Visual Arts/Performing Arts , World Languages and History/Social Science</i></b>	met <input checked="" type="checkbox"/>
<b><i>Parent Engagement</i></b>	<b><i>Progress towards: 1) seeking input from parents/guardians in decision making; and 2) promoting parental participation in programs</i></b>	<b><i>Continual high participation in annual LCAP survey, focus groups and offer more opportunities for engagement during stakeholder meetings at sites and with departments.</i></b>	met <input checked="" type="checkbox"/>

Local Indicators	Description	Evidence	Met or not met
<i>Local Climate Survey</i>	<i>Administration of local climate surveys</i>	<i>Administered every other year. For 2022 our students in 5th or 6th, 7th and 10th grade participated in “Each Mind Matters Survey.”</i>	Met <input checked="" type="checkbox"/>
<i>Access to a Broad Course of Study</i>	<i>Progress towards the extent to which all students have access to, and are enrolled in, a broad course of study, including the programs and services developed and provide to unduplicated students and individuals with exceptional needs.</i>	<i>Graduation rate increase and increased participation in AVID, online course and VAPA (all levels). Expansion of inclusive schooling and co-teaching. Increased number of CTE pathway completers and dual enrollment courses</i>	Met <input checked="" type="checkbox"/>

A top-down view of a desk with a spiral-bound calendar, a pen, paper clips, a keyboard, and a plant. The calendar is the central focus, showing a grid of dates from Sunday to Saturday. The numbers are arranged in a pattern that suggests a specific month, likely August. The desk is light-colored, and the overall aesthetic is clean and organized.

SUN		3	9	15	21	27
MON		4	10	16	22	28
THU		5	11	17	23	29
WED	1	6	12	18	24	30
FRI	2	7	13	19	25	31
SAT		8	14	20	26	

# Questions?

**Elena Rodriguez**  
*Executive Director Office of  
Accountability, Equity and School  
Support*