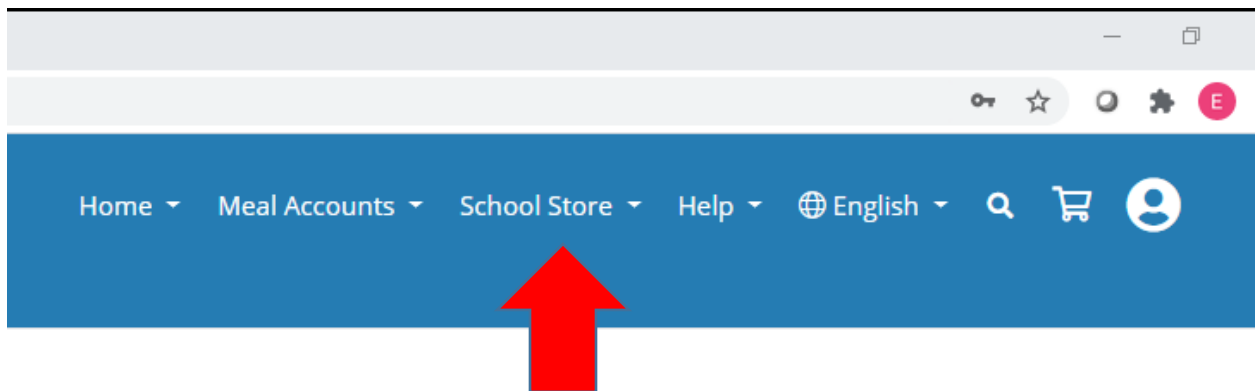




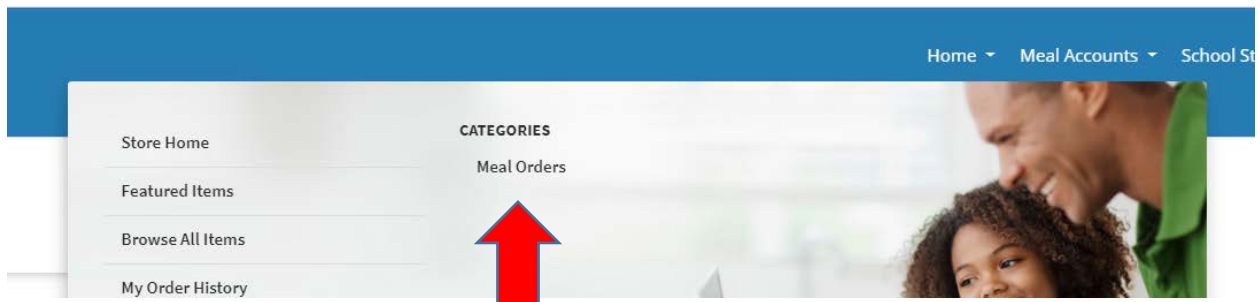
Order and Pay for Meals with MySchoolBucks

Ordering Meals

- Go to <https://www.myschoolbucks.com/ver2/login/getlogin>
 - If you already have an account sign in as you usually would
 - If you are a new user and click [Sign-Up Today](#)
- Once you are logged in click on School Store in the upper right corner:

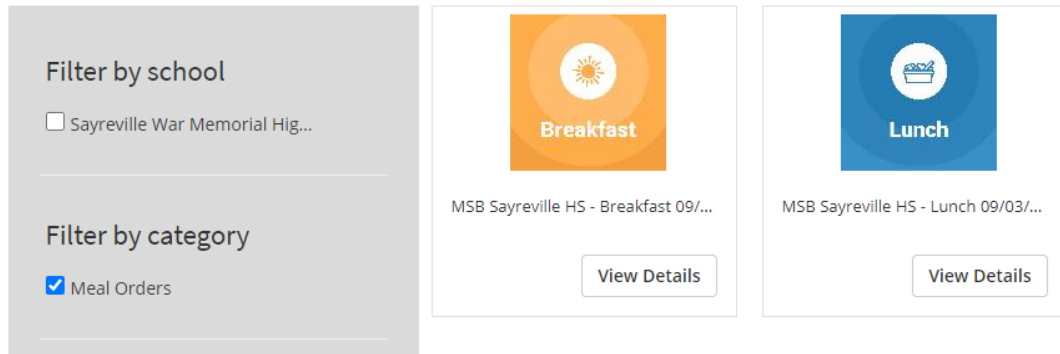


- Then Click on Meal Orders

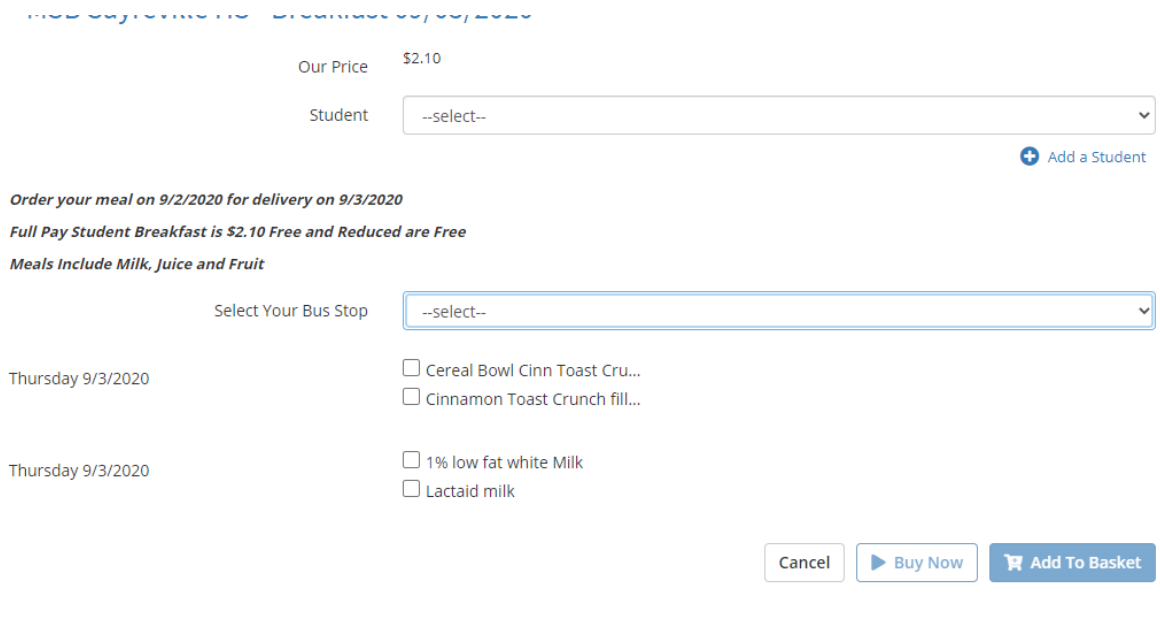


- There will be a separate menu for breakfast and lunch for each school that your children attend. For example, if you have a student at the High

School, Middle School and Arleth you will see breakfast and lunch menus for each location.

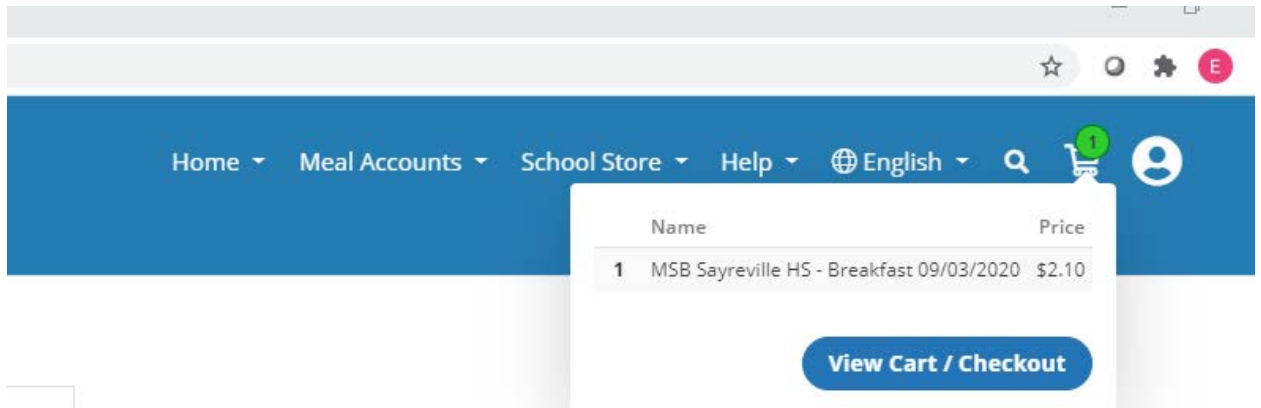


- Click on either Breakfast or Lunch and the new screen will give you a drop down menu to select your student, a drop down to pick your bus stop and then options to select your students' meal of choice. After you've made your selections click on Add to Basket



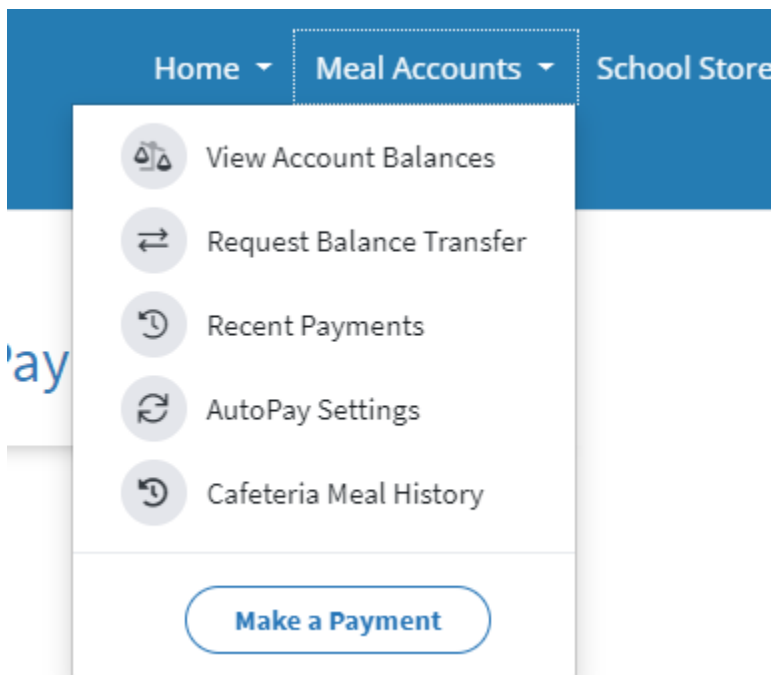
- If you are then also requesting the other meal (Breakfast or Lunch) complete this same process with the other menu.
- If you have another student that you are requesting meals please complete the same process for the other student.

- Once you have made all of your selections click on your shopping cart to “check out” and complete your orders.



Paying for Meals

- If your student is eligible for free or reduced lunch you will not need to add funds to your account. [Please go here to apply for free/reduced lunch.](#)
- If your student is not eligible for free or reduced lunch you would need to maintain funds on your account. Click on Meal Accounts in the upper right corner to view your balance and add funds.



- If you do not wish to make payments through MySchoolBucks and instead wish to pay via check please mail your payment to:

Sayreville Board of Education

Food Services Department

PO Box 997

Sayreville, NJ 08872

Attn: Nancy Mannino

- If you wish to pay with cash please email Nancy Mannino at nancy.mannino@sayrevillek12.net to make arrangements