

Evacuation Plan

10's row

Rooms 11-19 please exit toward the Softball Field.

Cafeteria

Please exit toward the Softball Field.

20's row

20-25 please exit toward the Softball Field.

30's

30-37 please exit toward the Softball Field.

40's

40-47 please exit toward the Softball Field.

50's

51-54 please exit toward the Softball Field.

60's

60-64 please exit toward the Soccer field

70's

70-77 please exit toward the Soccer Field.

80's

80-88 please exit toward the Soccer Field.

90's

90-95 please exit toward the Soccer Field.

Bungalow

Bungalows all B's and 102-105 please exit toward the Tennis Courts.

Bungalows all P's please exit toward the Tennis Courts.

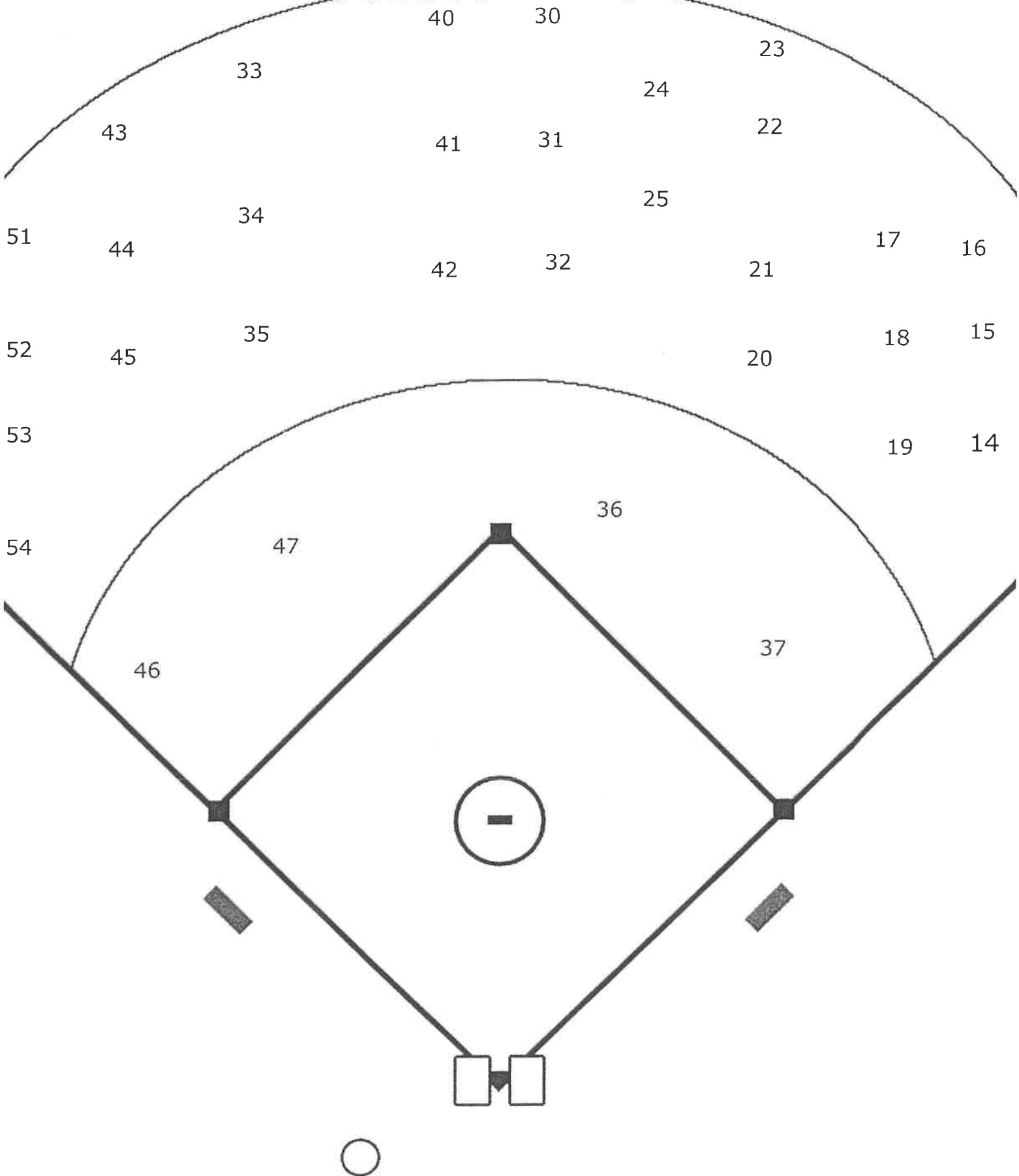
Gym

Exit to black-top.

Main Office/Library

please exit toward the Softball Field.

Softball Field



Soccer Field

91

81

70

92

82

71

60

93

83

72

61

94

84

73

62

95

85

74

63

101

86

75

64

97

87

76

98

88

77

Tennis Courts

105,P1,P2
Court 1
102,103,GB4

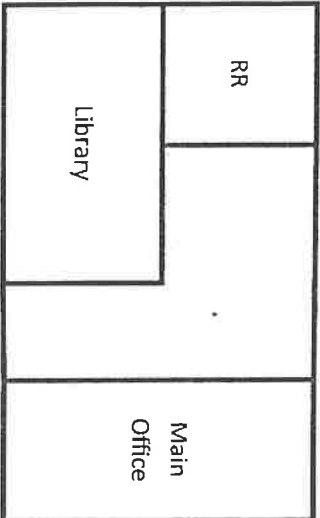
GB1,GB2,GB3
Court 2
87,88, B4,B3

76,77,B2,B1
Court 3
B5, B6


B7, B8
Court 4

Central Gate

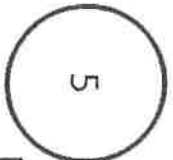
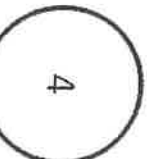

91	81	70	60
92	82	71	61
93	RR	72	



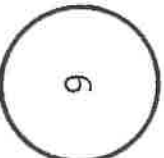
40	30	24	20	17	14
41	31	25	21	18	15
42	32	RR	22	19	16
			23		



Main Corridor



Quad


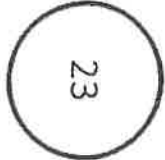


94	RR	93	62
95	83	74	63
	84	75	64
	85		RR
	86		

51	33
52	34
53	35
54	RR

11	12
----	----

Fire Access Driveway



El Segundo Gate

Cafeteria

105	GB1
102	GB2
103	GB3
P2	P1
GB4	


87	76
88	77

B4	B3	B2	B1
----	----	----	----

B5	B6	B7	B8
----	----	----	----



46	46
47	47



Baseball/Softball Field