



## READ EVERYWHERE

Keep books handy wherever your child spends time – bedroom, kitchen, Grandma's and car.


- Enjoy story times and reading at the library. Borrow books; kids who have books at home read more.
- Create a cozy story area at home with pillows, stuffed animals and books.
- Read outside under a shady tree, or spread a blanket on the floor for an indoor picnic with books.
- Build a reading fort by tossing a sheet over a table. Use a flashlight for a reading adventure.
- Pack a book bag when you might be waiting for appointments or traveling.
- Enjoy a book about animals and then visit a pet store or zoo. Read about trains or trucks then look for them around town.
- Serve foods mentioned in books, like pancakes, sushi, fruits and tortillas. Read while child eats.
- Use a giant cardboard box to create a Time Machine. Climb aboard and travel through history with books about dinosaurs, inventions and much more.



## BOOKS PRESCHOOLERS ENJOY

There are 100's of excellent books. Here are a few of Bertie the Book Mouse's favorites:

- Abuela** by Arthur Dorros
- Alphabet Rescue** by Audrey Wood
- Curious George** by H. A. Rey
- Flower Garden** by Eve Bunting
- Fluffy and Baron** by Laura Rankin
- Green Eggs and Ham** by Dr. Seuss
- How Do Dinosaurs Say Goodnight?** by Jane Yolen
- If You Give a Mouse a Cookie** by Laura Numeroff
- Is Your Mama a Llama?** by Deborah Guarino
- Lyle, Lyle Crocodile** by Bernard Waber
- Mrs. Bindergarten Gets Ready for Kindergarten** by Joseph Slate
- My Map Book** by Sara Fanelli
- On the Night Your Were Born** by Nancy Tillman
- SuperHero ABC** by Bob McLeod
- Taxi, Taxi** by Cari Best
- The Little Engine that Could** by Watty Piper
- The Little Red Hen** by Paul Galdone
- The Mitten** by Jan Brett
- The Neighborhood Mother Goose** by Arnold Lobel
- The Wide Mouthed Frog** by Keith Faulkner



See more titles for preschoolers at [www.readingfoundation.org/parents](http://www.readingfoundation.org/parents)

Funded in part by...  
  
The Regina D. Weiss  
Literacy Legacy


Written by Nancy Kerr  
and Tonia Kistorowski  
Designed by Squid the Rhino Studios.  
©2000-2012 The Children's Reading Foundation.  
All rights reserved.

# READ TO YOUR PRESCHOOLER



## IT'S THE MOST IMPORTANT 20 MINUTES OF YOUR DAY

The Children's  
Reading  
Foundation



Preschoolers thrive on lots of love and language. Reading together is fun and easy, and it prepares children to be successful and happy in school.

Reading aloud daily boosts vocabulary, comprehension, attention span and listening skills. It teaches the names and sounds of letters, and promotes imagination, curiosity and knowledge. Reading together builds strong minds and relationships!

Parents don't have to be good readers to give their children a strong reading foundation. Children benefit by talking about the pictures and snuggling close. It's fun and easy any time, day or night.

As your child's first and most influential teacher, take time every day to read aloud. It's never too early – or too late – to start reading with your preschooler.

**MAKE IT THE MOST IMPORTANT 20 MINUTES OF YOUR DAY**



## FUN WITH BOOKS

An easy habit is to read **three books a day** - two familiar stories and perhaps one that is new.

**Be enthusiastic.** Smile! Read with a lot of expression. Change your voice and volume.

Allow plenty of time to look at and **talk about the pictures.** Let your child turn the pages.

Pause to ask questions about the characters and events. **Encourage conversation.** Make up a new character or ending.

**Point out letters and sounds,** such as letters in child's name. Clap or jump the syllables in the character's names.

Sometimes **move your finger** under the words as you read. Your child can say "stop" when you come to a dot (period).


Use book terms, such as cover, page, word and sentence. Prompt your child to **retell the story.**

What happened in the beginning, middle, and the end?



## CHOOSING BOOKS

- Look for books with stories and artwork that are simple, clear and engaging.
- Enjoy a variety of books, including rhymes, make believe and non-fiction. Read about basic concepts like letters, numbers, shapes and colors.
- Pick topics that interest your child, such as tools, animals or princesses.
- Share stories about everyday events and new experiences, such as making friends or going to the dentist.
- Let your child help choose library books. Look at a book cover and title, and ask what the story might be about.
- As your child's attention span grows switch to longer stories.
- Read favorite books again and again. If your child memorizes parts of a book, celebrate! That's a step toward learning to read.



Lots more at  
[www.readingfoundation.org](http://www.readingfoundation.org)