

Recurring Payments

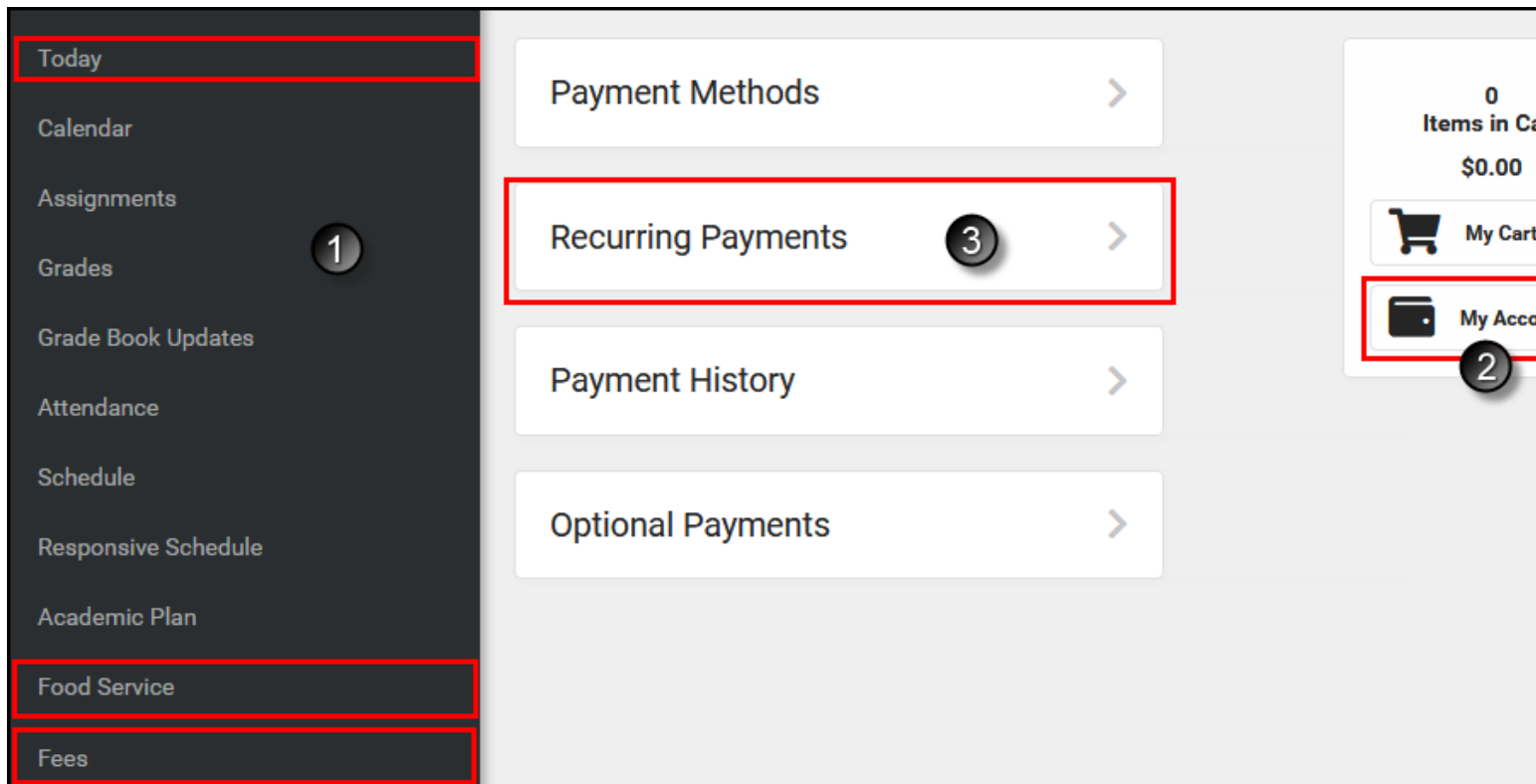
[Where do I go to set up Recurring Payments?](#) | [Automatically Add Money to a Food Service Account](#) | [Set up Recurring Payments for Fees](#)

PATH: *My Accounts > Recurring Payments*

Using recurring payments, you can pay installments for a fee, pay for recurring services from the district, or automatically add money to a Food Service account when it reaches a low balance. Districts have the option to enable or disable Recurring Payments. Check with your district if this option is not available.

Where do I go to set up Recurring Payments?

The Recurring Payments tool is part of My Accounts. My Accounts appears on the screen when you are looking at the Today, Food Service, or Fees tools.



How do I automatically add money to a Food Service account?

1. Select **Recurring Payments**.
2. Select **Food Service**.
3. Select a **Frequency Option**: *Monthly* or *Low Balance*.
4. Select the **Payment Method** you want to use and the **Email Address** for Campus to send the receipt.
5. Select **Save**.

Need more information?

See the following [Automatically Add Money to a Food Service Account](#) section for more details

How do I set up Recurring Payments for Fees?

1. Select **Recurring Payments**.
2. Select the fee that you want to pay in installments.
3. Complete the required fields.
4. Select **Save**.

Need more information?

See the following [Set up Recurring Payments for Fees](#) section for more details.

Automatically Add Money to a Food Service Account

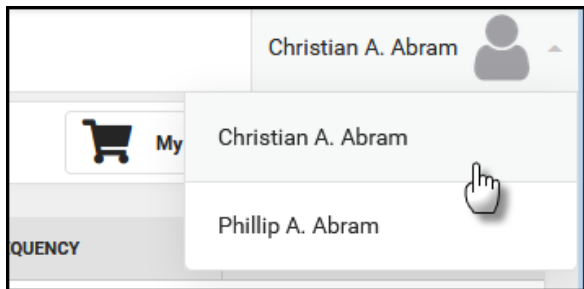
Complete the following steps to automatically add money to your Food Service account on a monthly basis or when it reaches a low balance.

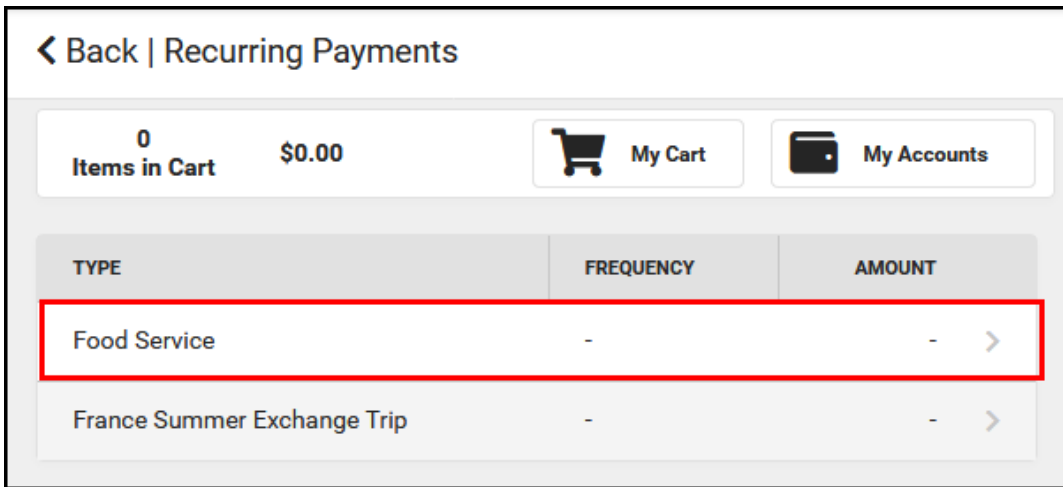
Step	Action
1	Select Recurring Payments .

Result

The Recurring Payments screen displays.

If you are using Campus Parent and have access to multiple students, be sure to select the correct student in the student dropdown list displayed in the top right corner.



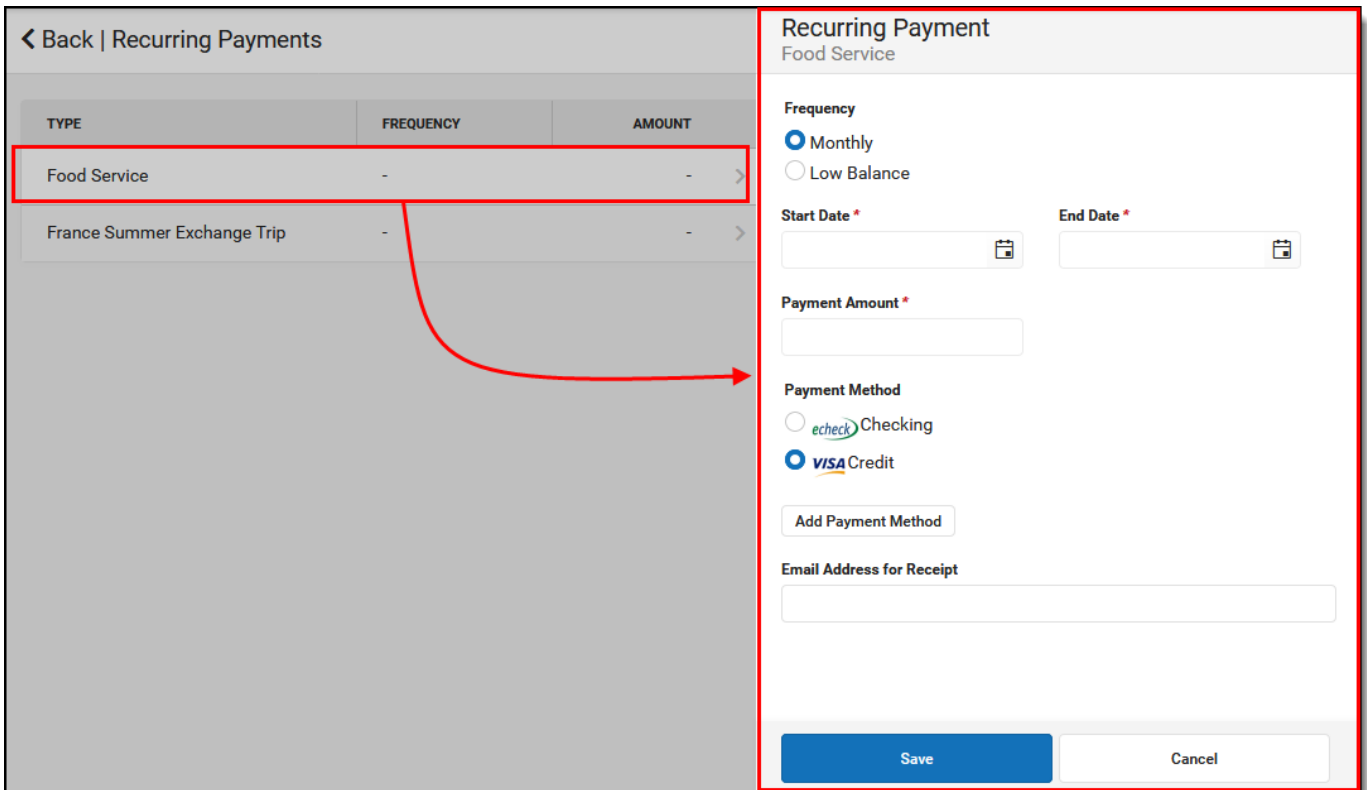


Select **Food Service**.

Result

The Food Service Panel displays.

2



3 Select one of the following **Frequency** options.

Option

Description

This option adds money to the account on a monthly basis. Your payment will automatically occur on the same day every month beginning on the **Start Date** you select. If the recurring payment is on the 31st, Campus adjusts the payment to the last day of the month if the month does not have 31 days.

Monthly

When you select this option, you must also complete the following fields:

- Start Date
- End Date
- Payment Amount

This option automatically adds money to the account when the account reaches the **Low Balance Amount**.

Low Balance


When you select this option, you must also complete the following fields:


- Start Date
- End Date
- Low Balance Amount
- Payment Amount

Frequency

Monthly

Low Balance

Start Date * 

End Date * 


Payment Amount *


Monthly Fields

Frequency

Monthly

Low Balance

Start Date * 

End Date * 

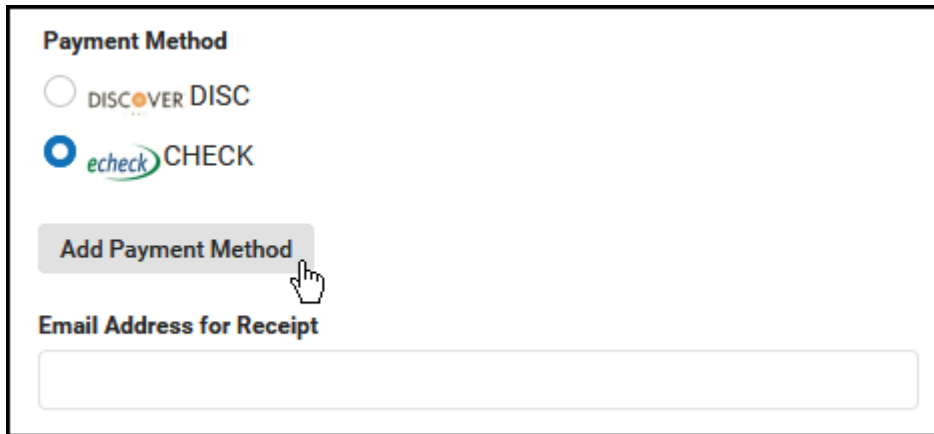
Low Balance Amount *

Payment Amount *

Low Balance Options

- 4 Select the **Payment Method** you want to use and the **Email Address** for Campus to send the receipt.

Select the **Add Payment Method** button if the card or account you want to use is not set up. This option allows you to enter a new Payment Method then returns you to this screen.



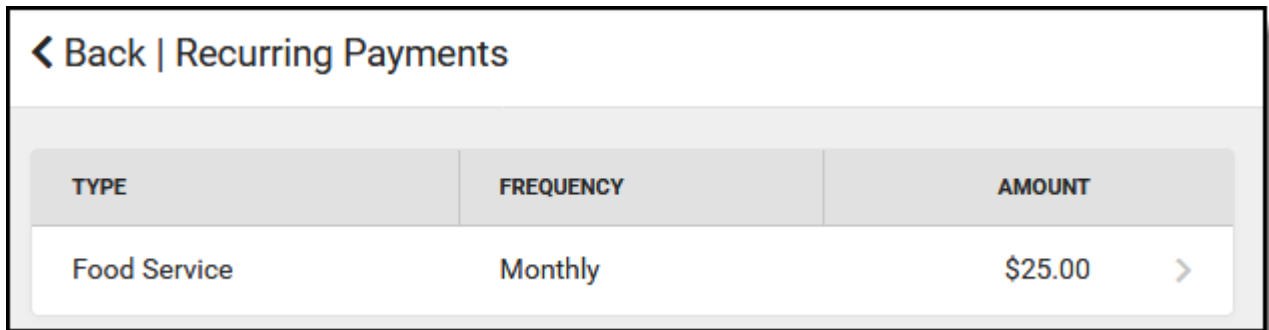
Select .

Result

The Recurring Payment displays on the Payments screen.

You can remove the recurring payment by selecting the payment and selecting **Delete**. You can only delete the recurring payment if you are logged in as the user who set up the payment.

5



TYPE	FREQUENCY	AMOUNT
Food Service	Monthly	\$25.00 >

Set up Recurring Payments for Fees

Using recurring payments, you can pay installments for a fee or pay for recurring services from the district.

Step

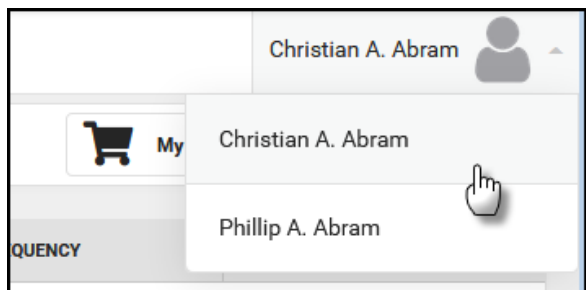
Action

1 Select **Recurring Payments**.

Result

The Recurring Payments screen displays.

If you are using Campus Parent and have access to multiple students, be sure to select the correct student in the student dropdown list displays in the top right corner.



← Back | Recurring Payments

TYPE	FREQUENCY	AMOUNT
Food Service	-	- >
France Summer Exchange Trip	-	- >
AP Placement Test	-	- >

- 2 Select the fee that you want to pay in installments.

Result

The Recurring Payments panel displays.

Recurring Payment
France Summer Exchange Trip

Remaining Fee Balance
\$2,750.00

Frequency
 Monthly

Start Date *

End Date *

Payment Amount *

Payment Method
 DISCOVER DISC
 echeck CHECK

Email Address for Receipt

TYPE	FREQUENCY	AMOUNT
Food Service	-	-
France Summer Exchange Trip	-	-
AP Placement Test	-	-

3 Complete the following fields:

- **Start Date** - Your payment will automatically occur on the same day every month beginning on the **Start Date** you select. If the recurring payment is on the 31st, Campus adjusts the payment to the last day of the month if the month does not have 31 days.
- **End Date** - The Payment Amount field automatically updates based on the date you enter here to ensure the balance is paid in full.
- **Payment Amount** - Campus calculates this amount by dividing the total amount due by the number of months included in the Start and End dates.

Campus does not allow you to overpay a fee. If the End Date or Payment Amount exceeds the Fee, Campus only charges your card or account until the Fee is paid in full.

- **Payment Method** - The card or account you want to use each month.

Select the **Add Payment Method** button if the card or account you want to use is not set up. This option allows you to enter a new Payment Method then returns you to this screen.

- **Email Address for Receipt**

Recurring Payment

France Summer Exchange Trip

Remaining Fee Balance
\$2,750.00

Frequency
 Monthly

Start Date * 06/01/2019 **End Date *** 10/31/2019

Payment Amount *
\$550.00

Payment Method
 DISCOVER DISC
 echeck CHECK

Add Payment Method

Email Address for Receipt
parent@infinitecampus.com

Save Cancel

Select 

Result

The Recurring Payment displays on the Payments screen.

You can remove the recurring payment by selecting the payment and selecting **Delete**. You can only delete the recurring payment if you are logged in as the user who set up the payment.

4

< Back | Recurring Payments

TYPE	FREQUENCY	AMOUNT
Food Service	-	- >
France Summer Exchange Trip	Monthly	\$550.00 >
AP Placement Test	-	- >