

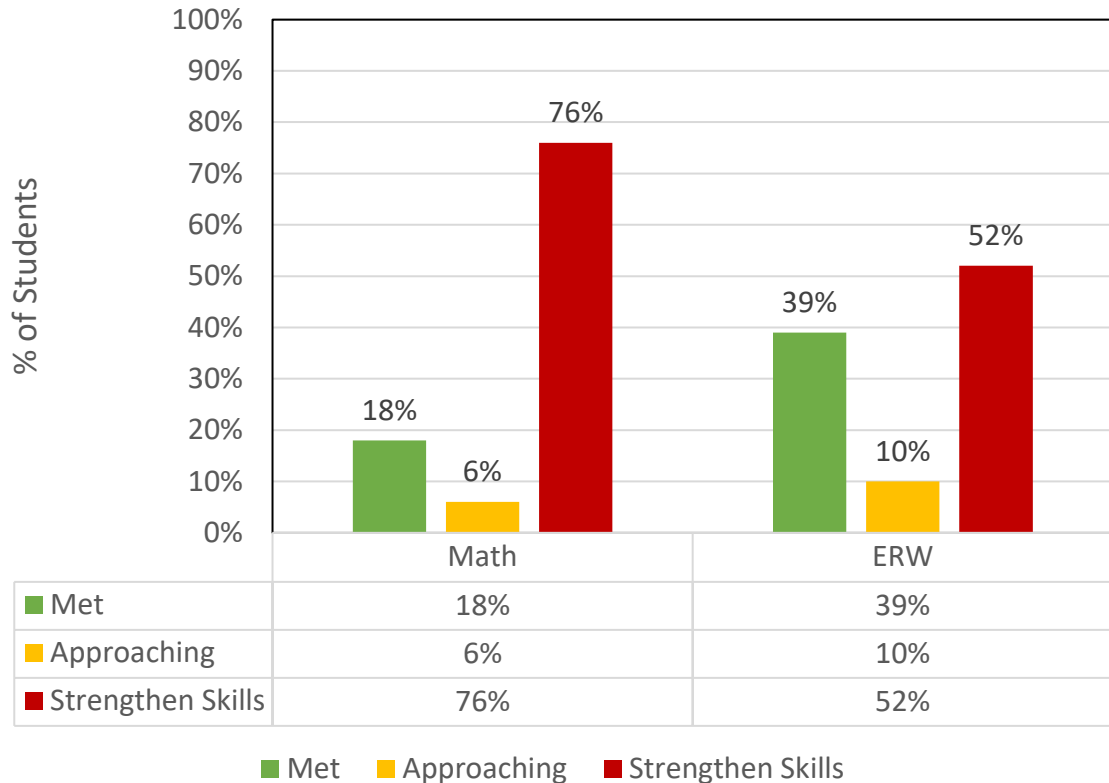
Student Achievement

Spring 2022 State Testing

SAT

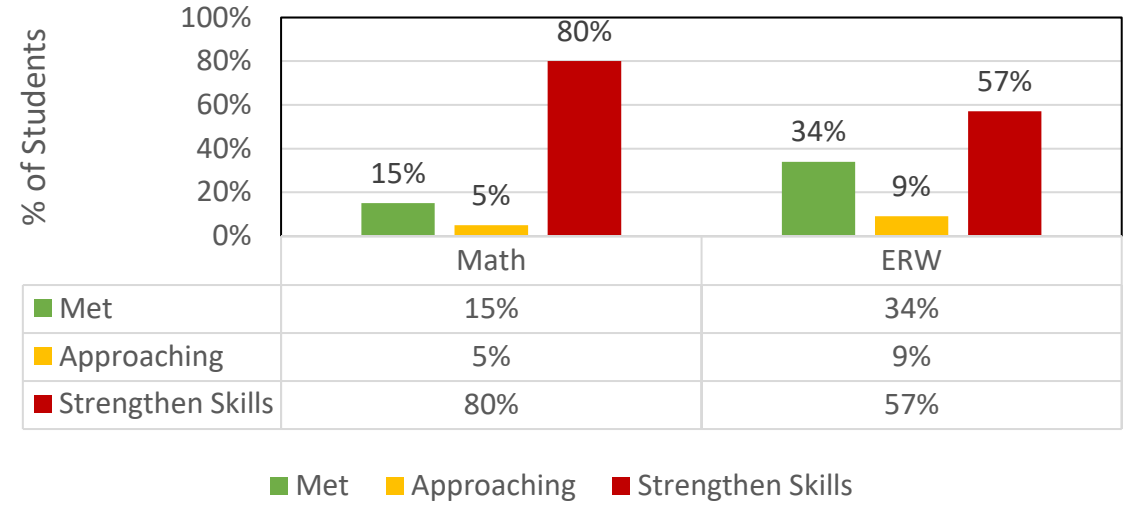
Spring 2022

SAT Spring 2022-11th grade District

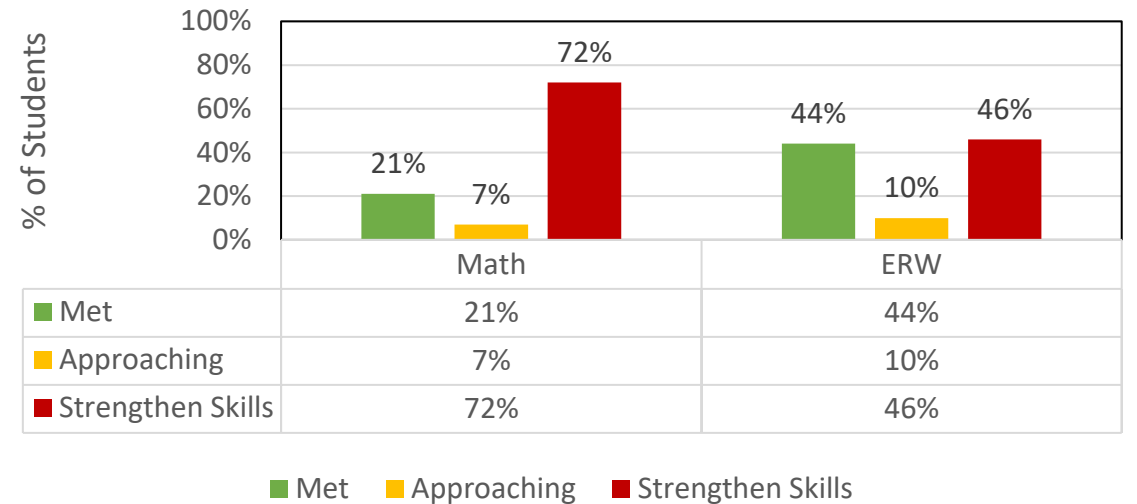


Met=at or above grade-level benchmark
Approaching=below grade-level benchmark by one year or less
Strengthen skills=below grade-level benchmark by more than one year

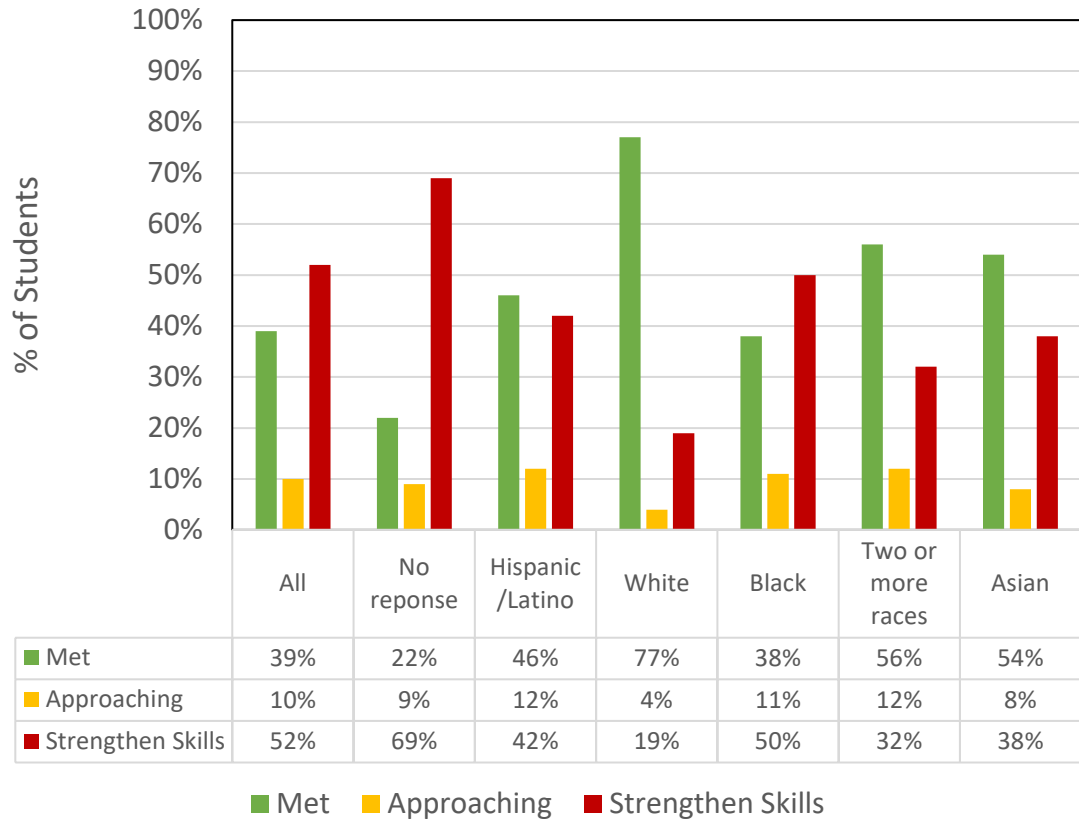
SAT Spring 2022-11th grade Central



SAT Spring 2022-11th grade West



SAT ERW Spring 2022-11th grade District

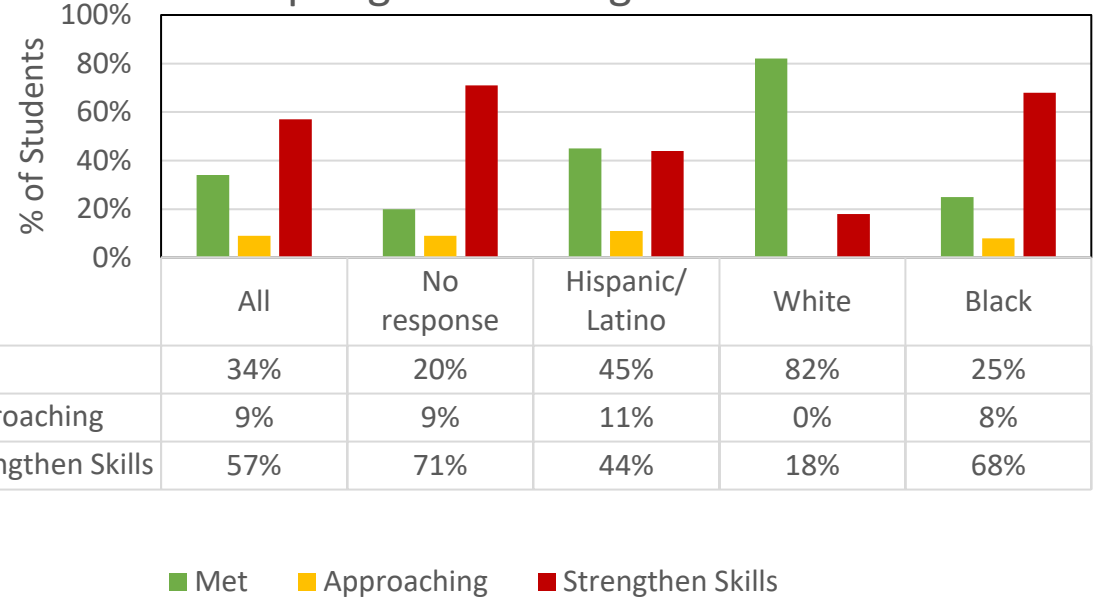


Met=at or above grade-level benchmark

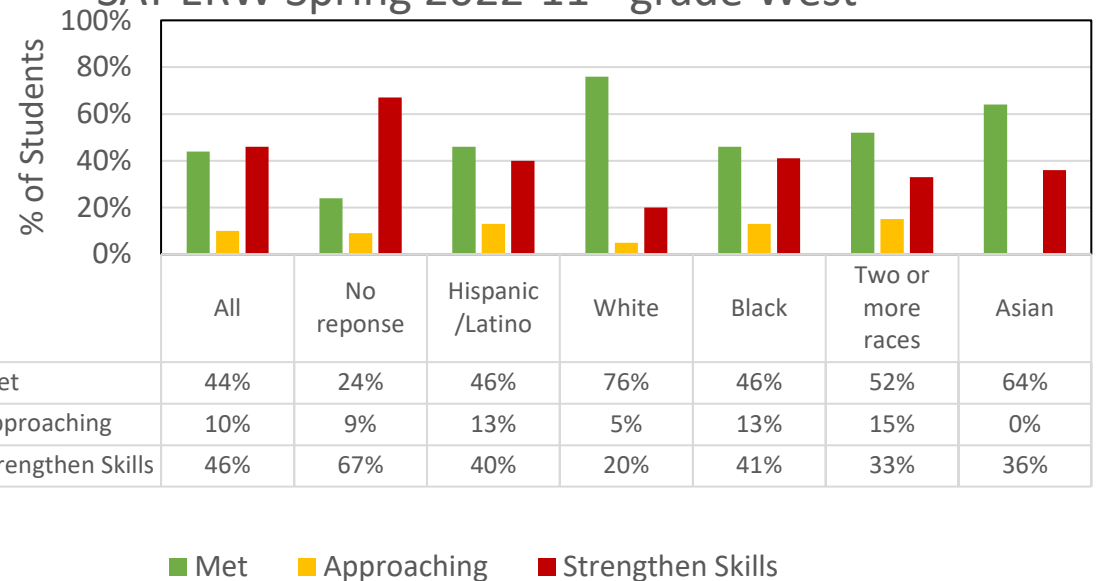
Approaching=below grade-level benchmark by one year or less

Strengthen skills=below grade-level benchmark by more than one year

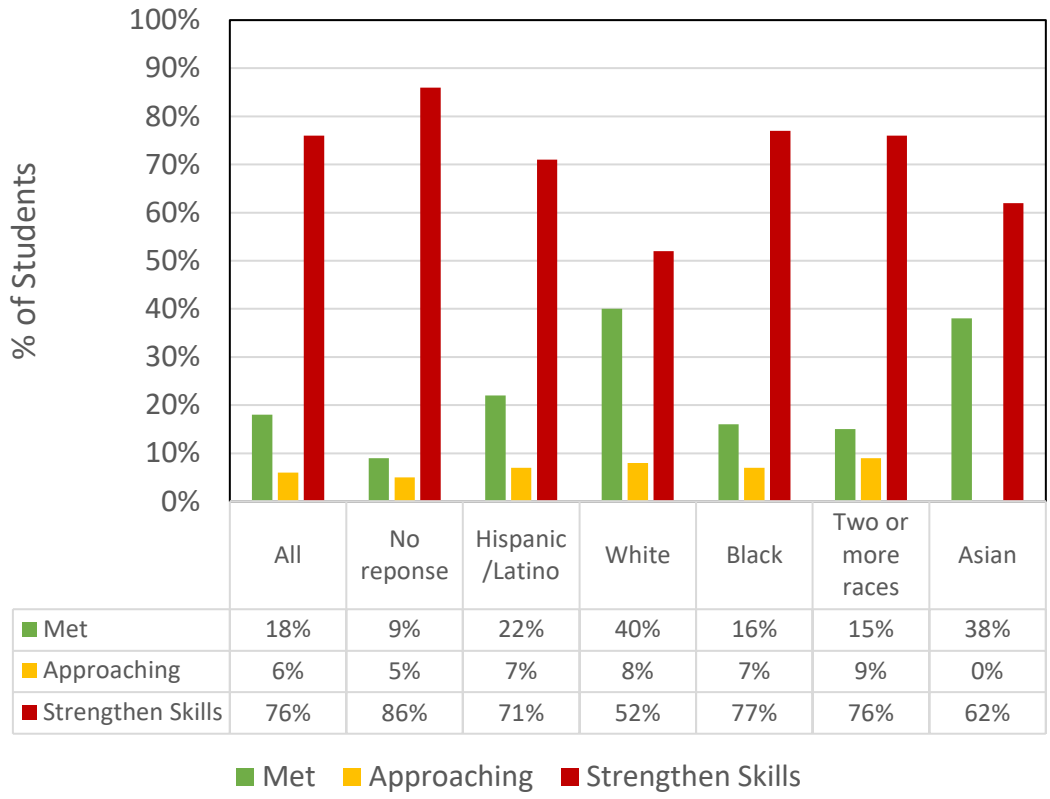
SAT ERW Spring 2022-11th grade Central



SAT ERW Spring 2022-11th grade West

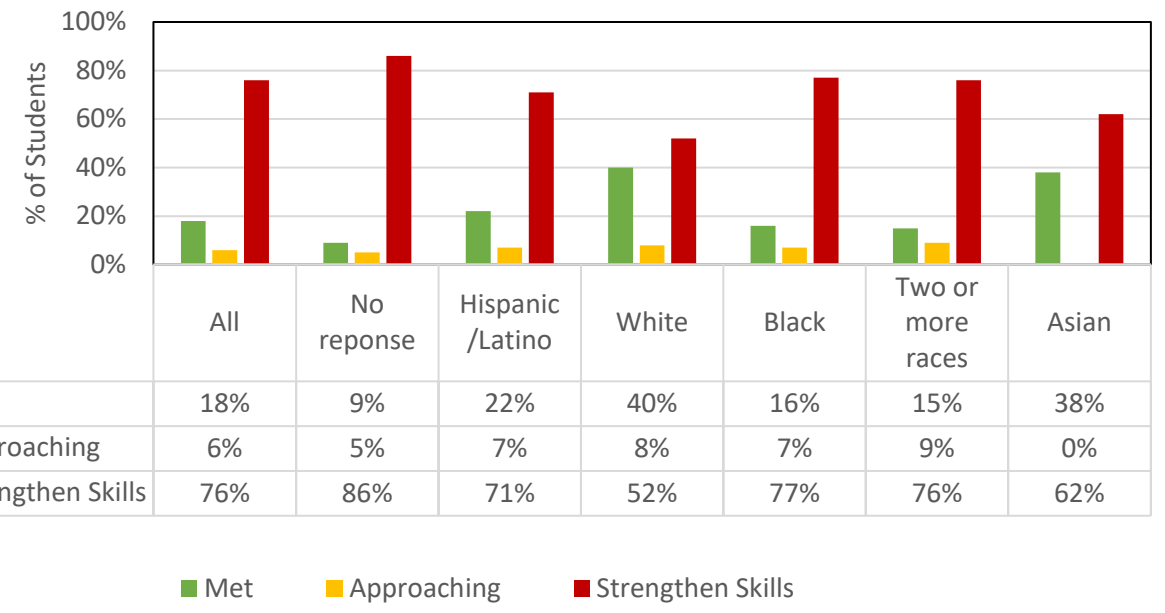


SAT Math Spring 2022-11th grade District

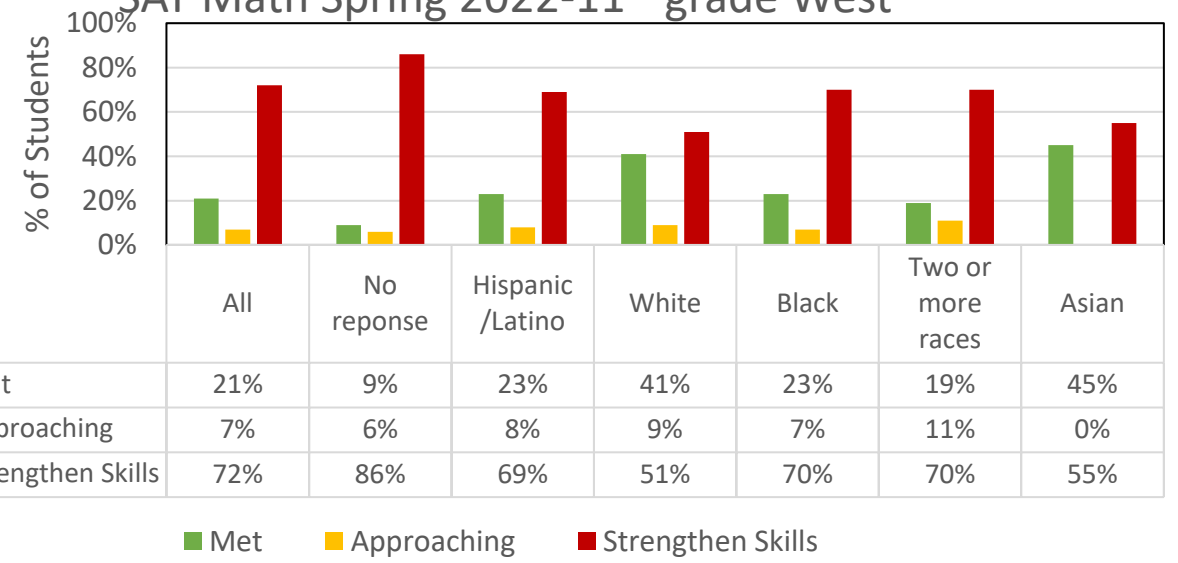


Met=at or above grade-level benchmark
Approaching=below grade-level benchmark by one year or less
Strengthen skills=below grade-level benchmark by more than one year

SAT Math Spring 2022-11th grade Central





















SAT Math Spring 2022-11th grade West



PSAT 10

Spring 2022



















PSAT 10 District & Buildings

Group	Number of Test Takers	Met Both Benchmarks ?	Met No Benchmarks ?	ERW Benchmark (430) ?	Math Benchmark (480) ?
District ?	1,490	17% Met Both	57% Met None	Met 41%  Approaching 8%  Strengthen Skills 51% 	Met 20%  Approaching 13%  Strengthen Skills 67% 
State ?	131,329	30% Met Both	42% Met None	Met 56%  Approaching 7%  Strengthen Skills 37% 	Met 32%  Approaching 14%  Strengthen Skills 54% 
Total Group ?	249,060	32% Met Both	39% Met None	Met 59%  Approaching 7%  Strengthen Skills 34% 	Met 34%  Approaching 13%  Strengthen Skills 53% 

School Name / School Al

ERW: All Performance ▼

Math: All Performance ▼

School	Number of Test Takers	Met Both Benchmarks ?	Met No Benchmarks ?	ERW Benchmark (430) ?	Math Benchmark (480) ?
◇ Joliet Central High School 142385	721	12% Met Both	64% Met None	Met 34%  Approaching 8%  Strengthen Skills 58% 	Met 14%  Approaching 13%  Strengthen Skills 73% 
Joliet Township High School West 142373	751	23% Met Both	50% Met None	Met 48%  Approaching 8%  Strengthen Skills 44% 	Met 26%  Approaching 13%  Strengthen Skills 62% 
Pathways Academy 140089	18	11% Met Both	67% Met None	Met 28%  Approaching 11%  Strengthen Skills 61% 	Met 17%  Approaching 6%  Strengthen Skills 78% 

< 1 >

PSAT 10 Demographics Joliet Central

Race/Ethnicity ▼

EXPORT Legend

Scores	Benchmarks
--------	------------



















Race/Ethnicity	Number of Test Takers/ % of Total	Met Both Benchmarks ?	Met No Benchmarks ?	ERW Benchmark (430) ?	Math Benchmark (480) ?
All	721 / 100%	12% Met Both	64% Met None	Met 34% Approaching 8% Strengthen Skills 58% 	Met 14% Approaching 13% Strengthen Skills 73%
No Response	551 / 76%	4% Met Both	74% Met None	Met 24% Approaching 8% Strengthen Skills 68% 	Met 7% Approaching 12% Strengthen Skills 81%
Hispanic/Latino	108 / 15%	33% Met Both	31% Met None	Met 67% Approaching 10% Strengthen Skills 23% 	Met 35% Approaching 20% Strengthen Skills 44%
White	43 / 6%	44% Met Both	30% Met None	Met 70% Approaching 12% Strengthen Skills 19% 	Met 44% Approaching 12% Strengthen Skills 44%

PSAT 10 Demographics Joliet West



















Race/Ethnicity		EXPORT				Legend			
Scores			Benchmarks						
Race/Ethnicity	Number of Test Takers/ % of Total	Met Both Benchmarks ?	Met No Benchmarks ?	ERW Benchmark (430) ?		Math Benchmark (480) ?			
All	751 / 100%	23% Met Both	50% Met None	Met 48%	Approaching 8%	Strengthen Skills 44%	Met 26%	Approaching 13%	Strengthen Skills 62%
No Response	561 / 75%	14% Met Both	61% Met None	Met 36%	Approaching 10%	Strengthen Skills 54%	Met 17%	Approaching 12%	Strengthen Skills 71%
Hispanic/Latino	75 / 10%	39% Met Both	25% Met None	Met 72%	Approaching 3%	Strengthen Skills 25%	Met 41%	Approaching 13%	Strengthen Skills 45%
White	75 / 10%	61% Met Both	7% Met None	Met 93%	Approaching 1%	Strengthen Skills 5%	Met 61%	Approaching 9%	Strengthen Skills 29%
Black/African American	22 / 3%	45% Met Both	23% Met None	Met 73%	Approaching 9%	Strengthen Skills 18%	Met 50%	Approaching 18%	Strengthen Skills 32%
Two or more races	11 / 1%	64% Met Both	9% Met None	Met 91%	Approaching 0%	Strengthen Skills 9%	Met 64%	Approaching 18%	Strengthen Skills 18%

PSAT 9

PSAT 9 District and Buildings

Group	Number of Test Takers	Met Both Benchmarks ?	Met No Benchmarks ?	ERW Benchmark (410) ?	Math Benchmark (450) ?
District ?	1,574	22% Met Both	47% Met None	Met 51%  Approaching 10%  Strengthen Skills 39% 	Met 24%  Approaching 10%  Strengthen Skills 66% 
State ?	139,567	35% Met Both	38% Met None	Met 60%  Approaching 8%  Strengthen Skills 33% 	Met 37%  Approaching 10%  Strengthen Skills 53% 
Total Group ?	235,245	36% Met Both	37% Met None	Met 61%  Approaching 8%  Strengthen Skills 32% 	Met 38%  Approaching 10%  Strengthen Skills 52% 

ERW: All Performance Math: All Performance

School	Number of Test Takers	Met Both Benchmarks ?	Met No Benchmarks ?	ERW Benchmark (410) ?	Math Benchmark (450) ?
Joliet Central High School 142385	731	14% Met Both	56% Met None	Met 41%  Approaching 10%  Strengthen Skills 49% 	Met 17%  Approaching 10%  Strengthen Skills 74% 
Joliet Township High School West 142373	823	29% Met Both	38% Met None	Met 60%  Approaching 9%  Strengthen Skills 30% 	Met 31%  Approaching 11%  Strengthen Skills 58% 
Pathways Academy 140089	20	0% Met Both	80% Met None	Met 20%  Approaching 0%  Strengthen Skills 80% 	Met 0%  Approaching 10%  Strengthen Skills 90% 

PSAT 9 Demographics Joliet Central

Race/Ethnicity						EXPORT	Legend
Scores				Benchmarks			
Race/Ethnicity	Number of Test Takers/ % of Total	Met Both Benchmarks ?	Met No Benchmarks ?	ERW Benchmark (410) ?		Math Benchmark (450) ?	
All	731 / 100%	14% Met Both	56% Met None	Met 41%		Met 17%	
No Response	635 / 87%	9% Met Both	62% Met None	Met 35%		Met 12%	
Hispanic/Latino	58 / 8%	43% Met Both	21% Met None	Met 78%		Met 45%	
White	26 / 4%	50% Met Both	8% Met None	Met 92%		Met 50%	

PSAT 9 Demographics Joliet West

Race/Ethnicity		EXPORT				Legend			
Scores			Benchmarks						
Race/Ethnicity	Number of Test Takers/ % of Total	Met Both Benchmarks ?	Met No Benchmarks ?	ERW Benchmark (410) ?		Math Benchmark (450) ?			
All	823 / 100%	29% Met Both	38% Met None	Met 60%	Approaching 9%	Strengthen Skills 30%	Met 31%	Approaching 11%	Strengthen Skills 58%
No Response	676 / 82%	21% Met Both	45% Met None	Met 53%	Approaching 11%	Strengthen Skills 36%	Met 23%	Approaching 12%	Strengthen Skills 66%
White	65 / 8%	77% Met Both	5% Met None	Met 95%	Approaching 3%	Strengthen Skills 2%	Met 77%	Approaching 8%	Strengthen Skills 15%
Hispanic/Latino	47 / 6%	53% Met Both	13% Met None	Met 85%	Approaching 4%	Strengthen Skills 11%	Met 55%	Approaching 11%	Strengthen Skills 34%
Black/African American	14 / 2%	64% Met Both	0% Met None	Met 100%	Approaching 0%	Strengthen Skills 0%	Met 64%	Approaching 7%	Strengthen Skills 29%
Two or more races	10 / 1%	70% Met Both	0% Met None	Met 100%	Approaching 0%	Strengthen Skills 0%	Met 70%	Approaching 0%	Strengthen Skills 30%