

*Sayreville Public Schools*  
**EMMA L. ARLETH ELEMENTARY SCHOOL**  
3198 WASHINGTON ROAD, PARLIN, N.J. 08859

## **Arleth Goes High-Tech to Reduce COVID-19 Exposure**

Dear Parent/Guardians,

Arleth Elementary School is taking many new steps to ensure a safe environment for students and staff. One of these steps is to identify symptomatic individuals before they enter a school bus or building.

To make this possible, Arleth Elementary School is activating a “Daily Health Screening” feature in the OnCourse Connect portal for parents and guardians. Each morning before school, guardians must log into OnCourse from a computer or smartphone to complete a quick health screening of their students. If they receive a green “Approved” indicator, their student may board the school bus and enter the building. If they receive a red “Not Approved” indicator, the district asks that the student does *not* report to school and contact the office for next steps.

Teachers, administrators, and school staff members will also complete this health screening each day before entering campus buildings or transportation.

With this screening system in place, trained staff will have a fast and confidential way to monitor symptomatic/exposed households and help students protect themselves and their peers. However, for this system to be successful, every student and guardian must participate consistently and honestly. We are asking you to complete this screening before 8:30 a.m. every day. Students will not be permitted to attend class if this screening is not complete.

Please see the step-by-step directions attached.

Sincerely,  
*Robert Preston*  
Principal  
Arleth Elementary School

## Daily Health Screening for Guardians

The Daily Health Screening application allows guardians to monitor the health symptoms of their children. This guide provides step-by-step instructions.

---

<https://www.oncourseconnect.com/>

*If you do not know your username and password, email  
parent.portal@sayrevillek12.net*

Upon logging into OnCourse Connect you will automatically see the Health Screening form (shown below.) Here you have the option to complete or skip the screening form.

***\*You must complete this form daily.\* Please do not skip this step.\****

1. Review the **Symptoms** and **Exposure** forms with your child and check any boxes that apply.
2. Check the box next to the **confirmation statement** ("I confirm that my...") to activate the Submit button.
3. Press the **Submit** button.

\*If you have multiple children in the district, you will automatically be taken to a Health Screening form for the second child.

Oncourse University

### Health Screening - Ferguson, Bernadette High School

Parents/Guardians: Please complete this short health screening each morning before your child leaves for school. This form will need to be completed for each student in the district.

#### Symptoms

- Temperature 100 degrees Fahrenheit or higher when taken by mouth.
- Sore Throat.
- New uncontrolled cough that causes difficulty breathing (for students with chronic allergic/asthmatic cough, a change in their cough from baseline)
- Diarrhea, vomiting, or abdominal pain.
- New onset of severe headache, especially with a fever.
- New loss of taste or smell.

#### Exposure

- Had close contact (within 6 feet of an infected person for at least 15 minutes) with a person with confirmed COVID-19.
- Had close contact (within 6 feet of an infected person for at least 15 minutes) with person under quarantine for possible exposure to SARS-CoV-2
- Traveled to or lived in an area where the local, Tribal, territorial, or state health department is reporting large numbers of COVID-19 cases as described in the Community Mitigation Framework

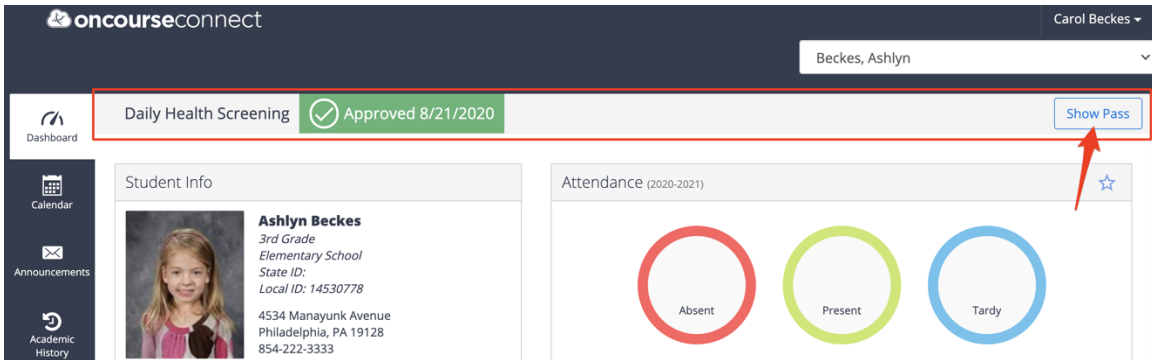
I confirm that my answers to all of the above are true and accurate (required).

**Submit**

[Skip this for now and take me directly to OnCourse Connect](#)

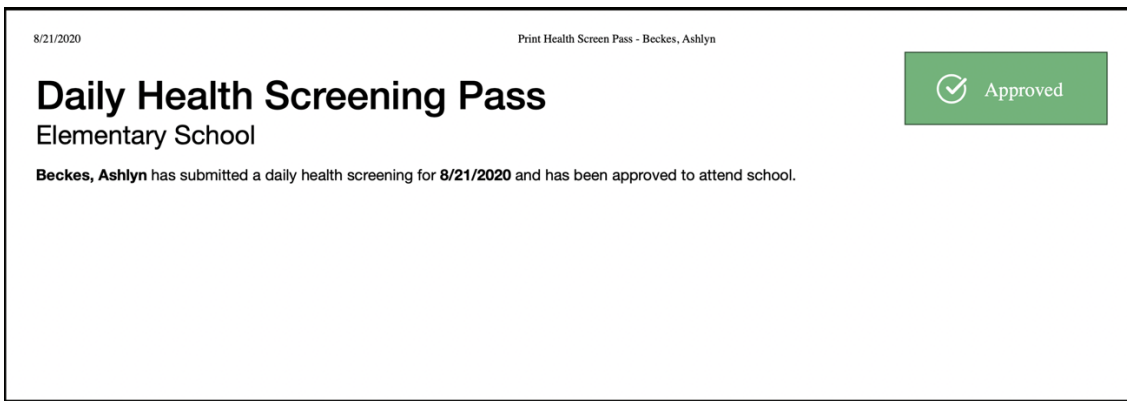
2

If your child has been approved, you will see this banner. If your district requires the use of an entry pass, click the **Show Pass** button.



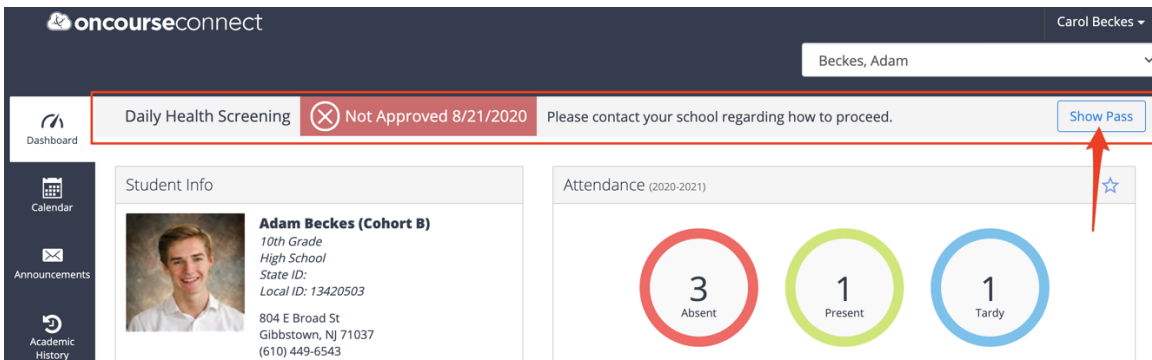
3

The entry pass will look like this. The pass can be printed, or a screenshot can be taken.



4

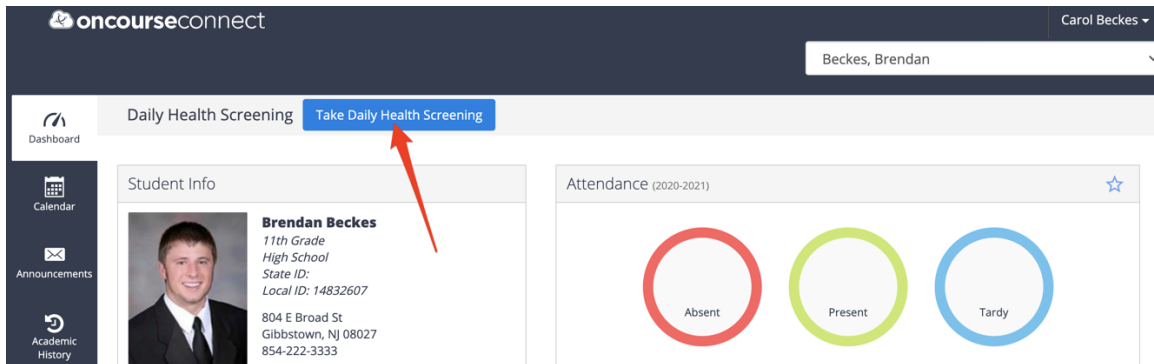
If your child has not been approved, you will see this banner and will be able to view a “Not Approved” pass by clicking the Show Pass button.



5

## 5 (Optional)

If you skipped the form in Step 1, you will be taken into your student's OnCourse account. Here you will see the **Take Daily Health Screening Survey** button which can be selected to re-launch the Health Screening Survey.



The screenshot displays the OnCourseConnect interface for a student named Brendan Beckes. The top navigation bar includes the OnCourseConnect logo, the user name 'Carol Beckes', and a dropdown menu showing 'Beckes, Brendan'. The main content area is divided into several sections:

- Daily Health Screening:** A blue button labeled 'Take Daily Health Screening' is highlighted with a red arrow.
- Student Info:** A profile card for Brendan Beckes, 11th Grade High School, with contact information: 804 E Broad St, Gibbstown, NJ 08027, 854-222-3333.
- Attendance (2020-2021):** A section showing three circular indicators for 'Absent' (red), 'Present' (green), and 'Tardy' (blue).

**\*If you need to make changes a submission, please contact your school.**