


ClassLink Profile Settings

Sign-in Options – Add Google Login

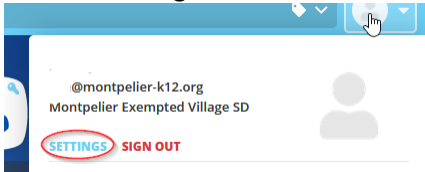
Profile settings allow you to change your avatar, update your theme color, access your password locker, connect your Google Drive, Microsoft OneDrive, and more!

If not already done for you (Grades K-2), ClassLink may be setup to use your Google Account to log in.

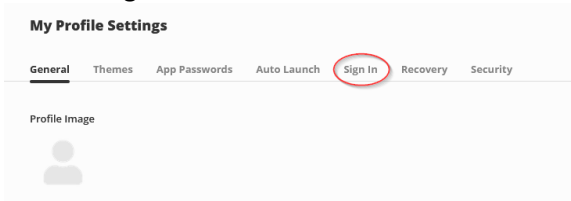
1. Log into ClassLink with your Active Directory Credentials.
2. Click on your Avatar in the upper right hand corner of ClassLink




3. Click on Settings




4. Click on Sign in



5. Click on the Connect Link



6. A window will pop requesting to allow access to you Google Account
Click on your email to allow and continue.



The next time you use ClassLink, you should be able log in with Google.