



2022 CULTURAL RESPONSIVENESS AND SCHOOL CLIMATE SURVEY: SUPPLEMENTAL ANALYSIS

Prepared for Joliet Township High School District 204

May 2022

TABLE OF CONTENTS

3 / [Introduction](#)

5 / [Supplemental Key Findings](#)

10 / [Additional Charts – By Role](#)

16 / [Additional Charts – By School](#)



INTRODUCTION

INTRODUCTION

METHODOLOGY

- The following report serves as a supplement to the original analysis of Joliet Townships High School District 204's **2022 Cultural Responsiveness and School Climate Survey**. The purpose of this additional analysis is to show the largest differences in perceptions when comparing groups within role (Staff vs. Student) and school (Central Campus vs. West Campus).
- The top 5 matrix questions with the largest differences between groups were charted for each segment. Those figures appear in this follow-up report and are summarized in the key findings section.
- Additionally, two tabs were added to the accompanying data supplement:
 - By School and Grade (2022) – this tab presents results disaggregated by both school and grade for students in 2022. Only schools with a large enough sample size to be disaggregated by student grade level in 2022 were included.
 - By School and Role (2022) – this tab presents results disaggregated by both school and role in 2022. Only schools in 2022 with a large enough sample size to be disaggregated by role were included.

SUPPLEMENTAL KEY FINDINGS

SUPPLEMENTAL KEY FINDINGS – STUDENTS VS. STAFF

- **Staff and student perceptions of how teachers create a positive and productive academic environment are mixed.** Because human perceptions of their own value or quality of work are naturally biased, we expect to see some incongruence between staff and student perceptions when asked about a teacher’s role in creating a positive and productive academic environment. Opinions of elements of the academic environment varied:
 - Despite the expected incongruence of perceptions, the extent to which staff and students disagree on the elements of academic environment is large. For example, there is nearly a 37-percentage-point difference in staff vs. student agreement that school rules are consistently enforced. Also, there is a nearly 30-percentage-point difference in staff vs. student agreement that teachers connect lessons to life outside the classroom, and that teachers give praise to students on schoolwork.
 - On the other hand, staff and students largely agree that adults respect students (81% vs. 66% respectively), that teachers expect students to do their best (97% vs. 85%), that teachers want students to succeed (99% vs. 85%), that teachers provide extra help to students (98% vs. 82%), and that schools rules are fairly enforced (51% vs. 65%).

SUPPLEMENTAL KEY FINDINGS – STUDENTS VS. STAFF

- **Student perceptions of their schools' ability to prepare students in various ways is generally more positive than staff perceptions.** On the one hand, staff and students largely agree about the extent to which their school prepares students with computer and technology skills (84% vs. 75% respectively), prepares students for college (62% vs. 75%) and careers (61% vs. 73%), and prepares students to engage with their local community (56% vs. 65%).
 - Yet, students agree or strongly agree more often than staff in all of the above elements except computer and technology skills.
 - Additionally, students agree or strongly agree by 30 percentage points more than staff that their school prepares students to take responsibility for their actions.
- **There is significant disagreement between staff and students regarding adherence to safety guidelines.** For example, 87% to 88% of students agree or strongly agree that they follow safety guidelines at drop-off locations, at pick-up locations, and while at school. However, staff agree or strongly agree less than students by 43 to 53 percentage points on these same measures.
- **Perceptions on the degree to which students access online resources to support learning and complete homework assignments vary.** On the one hand, there is some congruence in staff and student perceptions that students access online resources (64% vs. 80% respectively). On the other hand, 76% of students agree or strongly they complete homework assignments versus only 35% of staff.

SUPPLEMENTAL KEY FINDINGS – CENTRAL VS. WEST

- **On nearly every measure, Central Campus respondents have more positive perceptions about their environments than those at West Campus.** With the exception of perceptions about their supervisor's/manager's support and care, more Central Campus than West Campus respondents feel positively about student belonging, adult/student relationships, student understanding of rules, and district leadership.
 - Specifically, by an 8- to 11-percentage-point margin, Central Campus respondents are more likely to agree or strongly agree that students at their school feel welcome, belong, are proud to attend their school, and like school.
 - There is slightly more congruence between campus respondents on relations between adults and students. For example, there is only between a 5- and 8-percentage-point difference in the share of respondents who agree or strongly agree that adults at their school consistently and fairly enforce rules, and that adults care and respect their students (with Central Campus agreeing more than West Campus).
 - Similarly, a majority of Central Campus respondents agree or strongly agree on most elements of student rules (e.g., students understand school rules, help each other learn, respect other students, and care about other students), with the exception that only 46% agree or strongly agree that students follow school rules. Yet, majority agreement for West Campus respondents was only observed regarding students' understanding school rules (60%) and habits of helping each other learn (51%).

SUPPLEMENTAL KEY FINDINGS – CENTRAL VS. WEST

- **Opinions of district leadership also differ by campus.** Specifically, Central Campus respondents feel more positively than West Campus respondents about district leader’s ability to manage the district budget responsibly (81% vs. 71% respectively), communicate a strong vision (69% vs. 56%), make decisions that support student learning (58% vs. 43%), and that leaders are in tune with school-level issues or concerns (41% vs. 28%).
- **Interestingly, the only area where West Campus respondents have more positive perceptions than Central Campus respondents is in regard to supervisors or managers.** Specifically, 86% of West Campus respondents either agree or strongly agree that their supervisor/manager supports their professional development as compared to 75% of Central Campus respondents. Further, 84% of West Campus respondents agree or strongly agree that their supervisor/manager cares about them as compared to 72% of Central Campus respondents.

ADDITIONAL CHARTS – BY ROLE

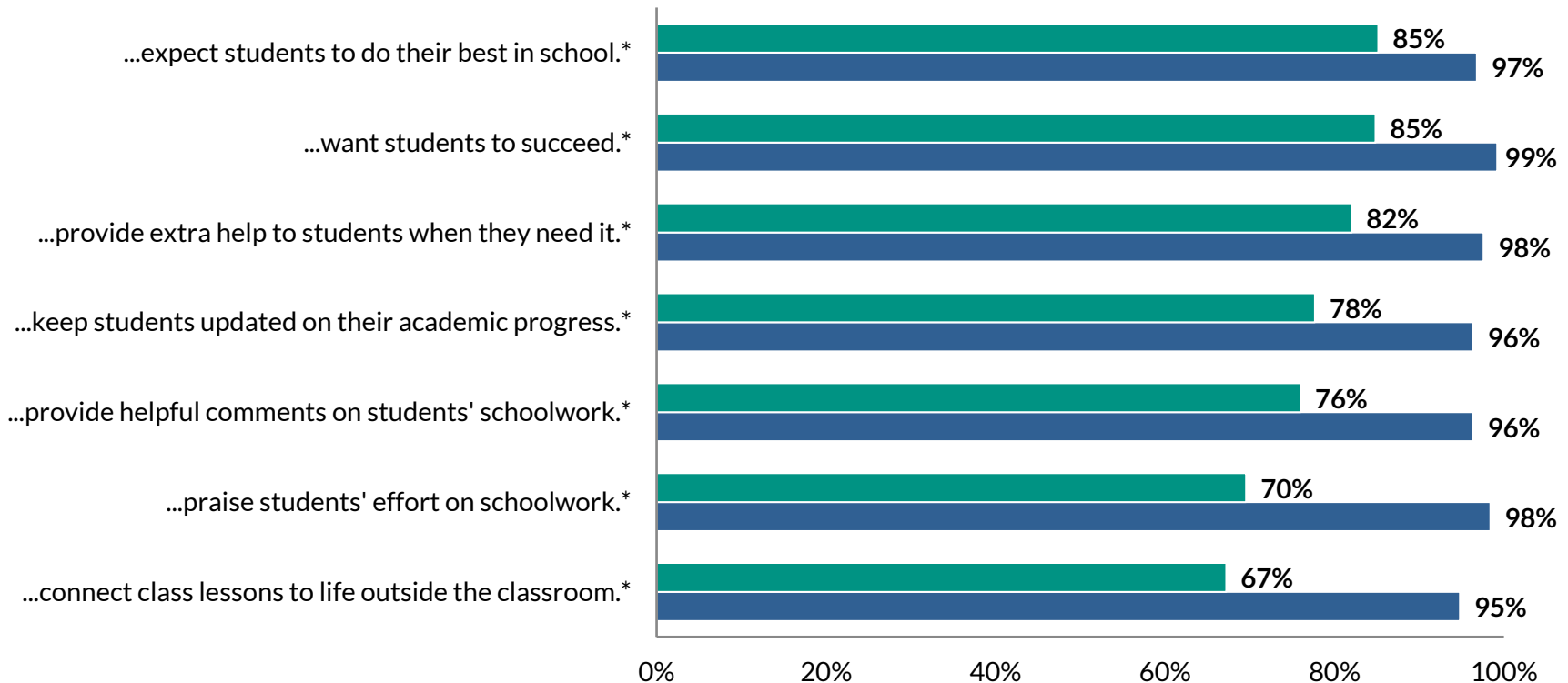
Only compares students and staff from the 2022 survey

ACADEMIC ENVIRONMENT

Please indicate how much you disagree or agree with the following statements:
Teachers...

% Agree + % Strongly Agree

■ Student (n=3148-3187) ■ Staff member (n=247-250)



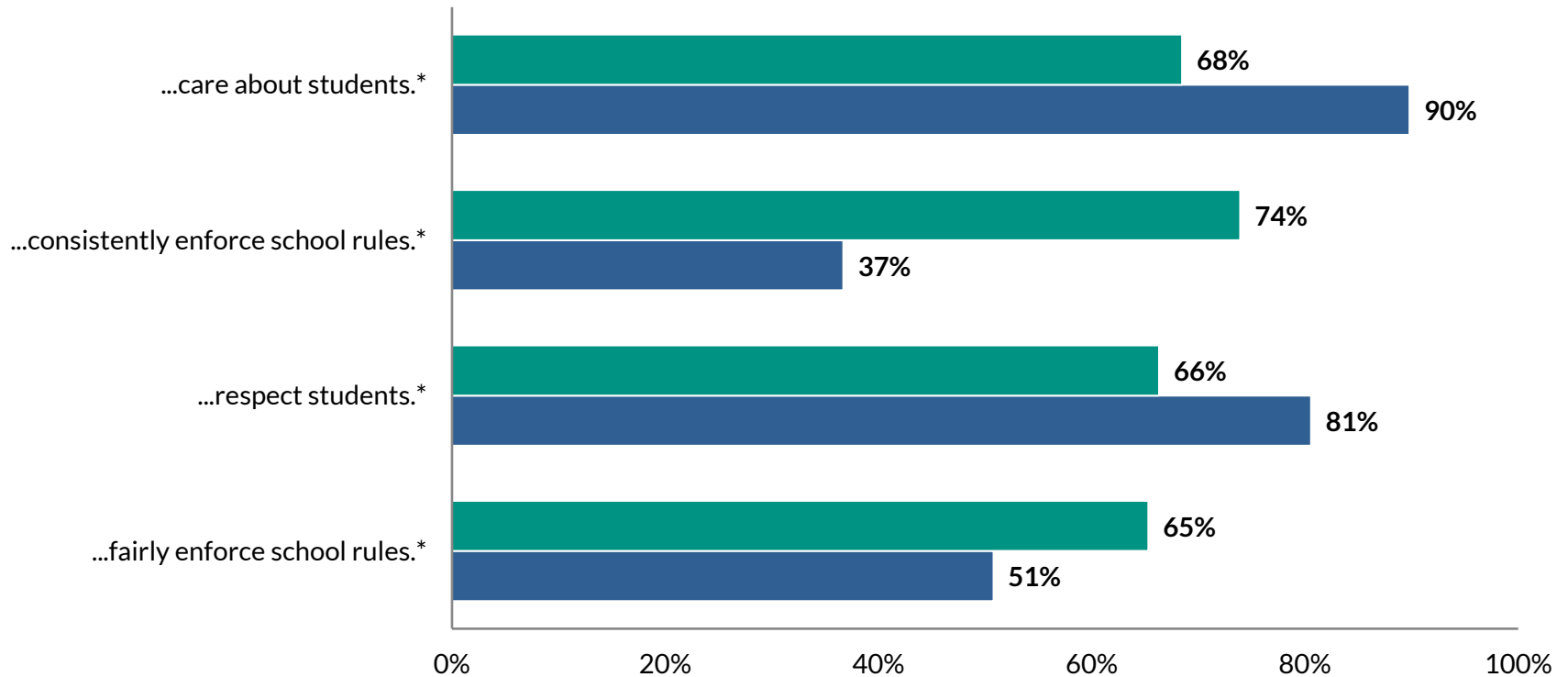
ACADEMIC ENVIRONMENT

Please indicate how much you disagree or agree with the following statements:

Adults at my [child's] school...

% Agree + % Strongly Agree

■ Student (n=3039-3067) ■ Staff member (n=314-316)



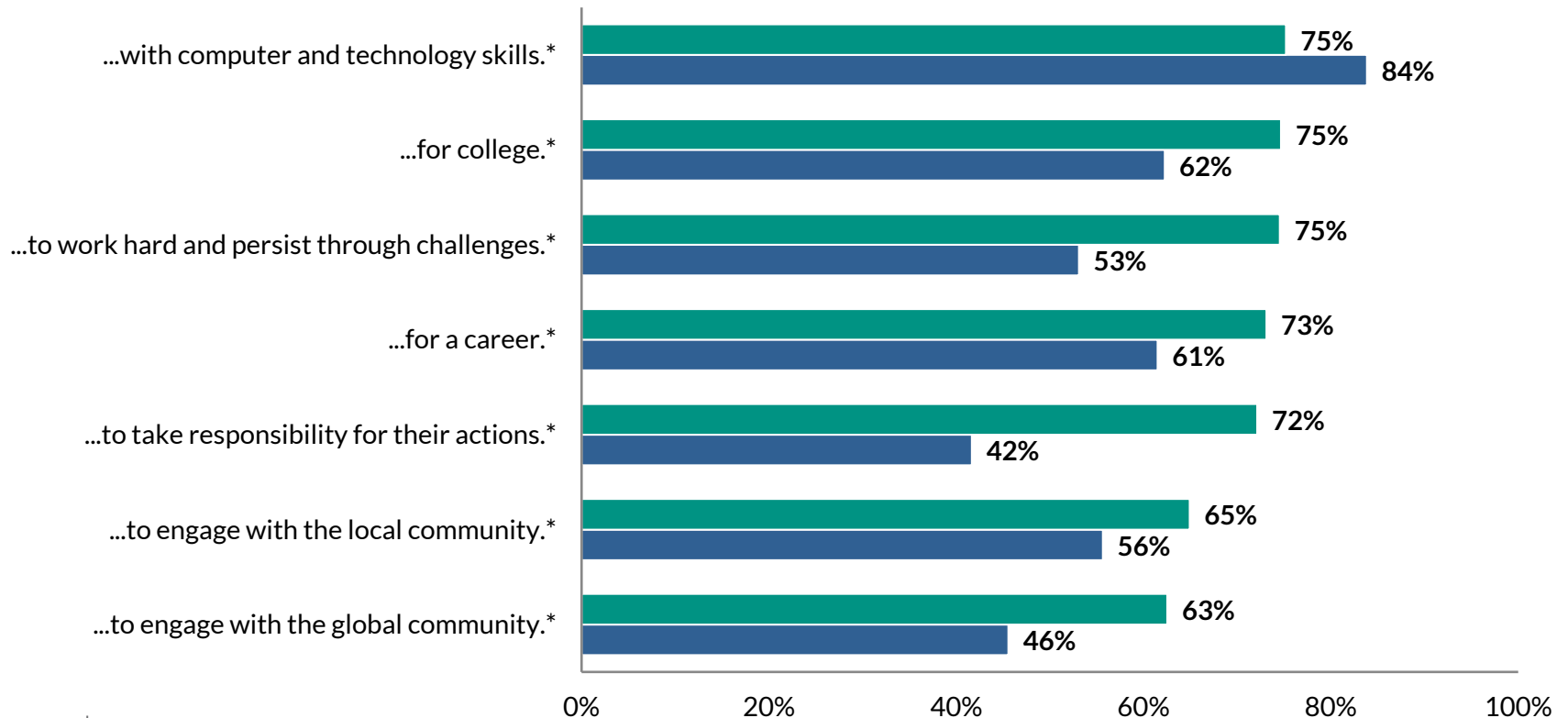
STUDENT PREPARATION

Please indicate how much you disagree or agree with the following statements:

My school prepares students...

% Agree + % Strongly Agree

■ Student (n=2992-3088) ■ Staff member (n=316-324)

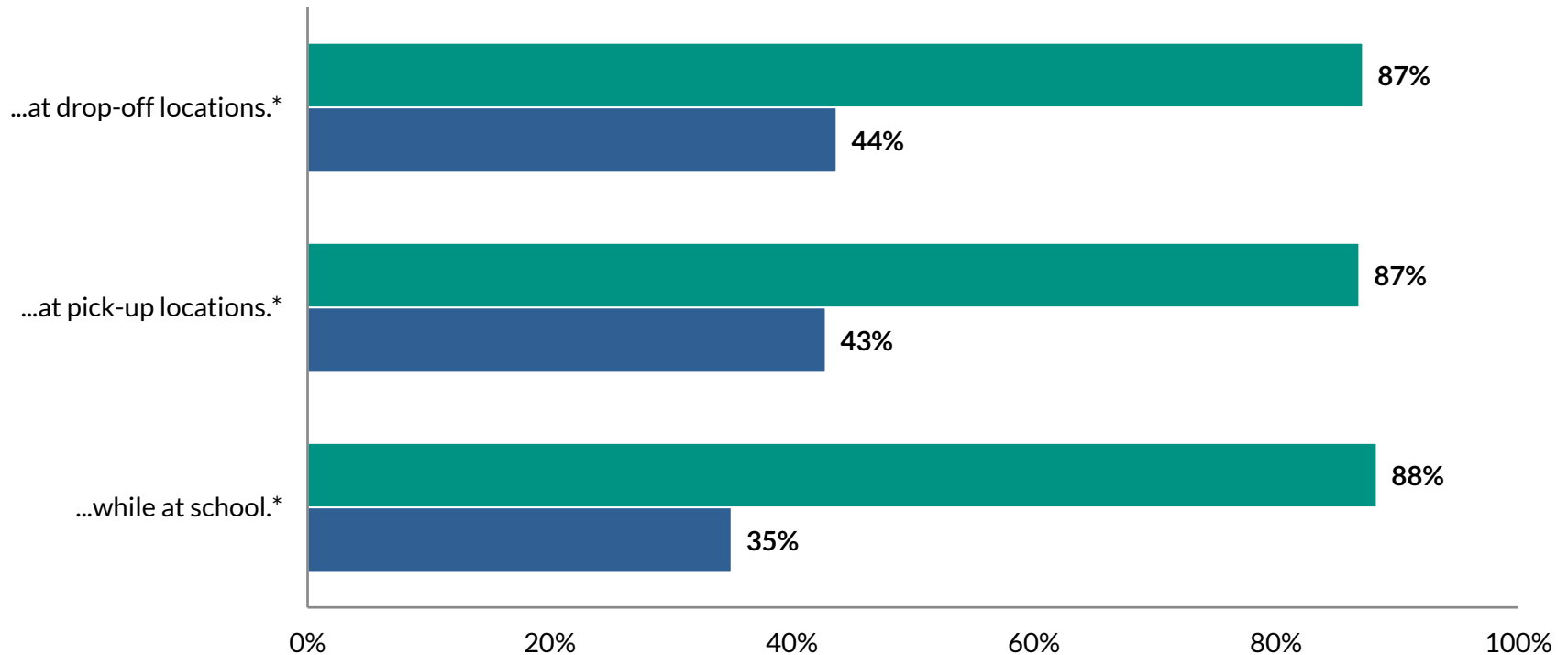


SAFETY GUIDELINES ADHERENCE

Please indicate how much you disagree or agree with the following statements:
[I/Students] follow safety guidelines...

% Agree + % Strongly Agree

■ Student (n=2887-2964) ■ Staff member (n=229-297)

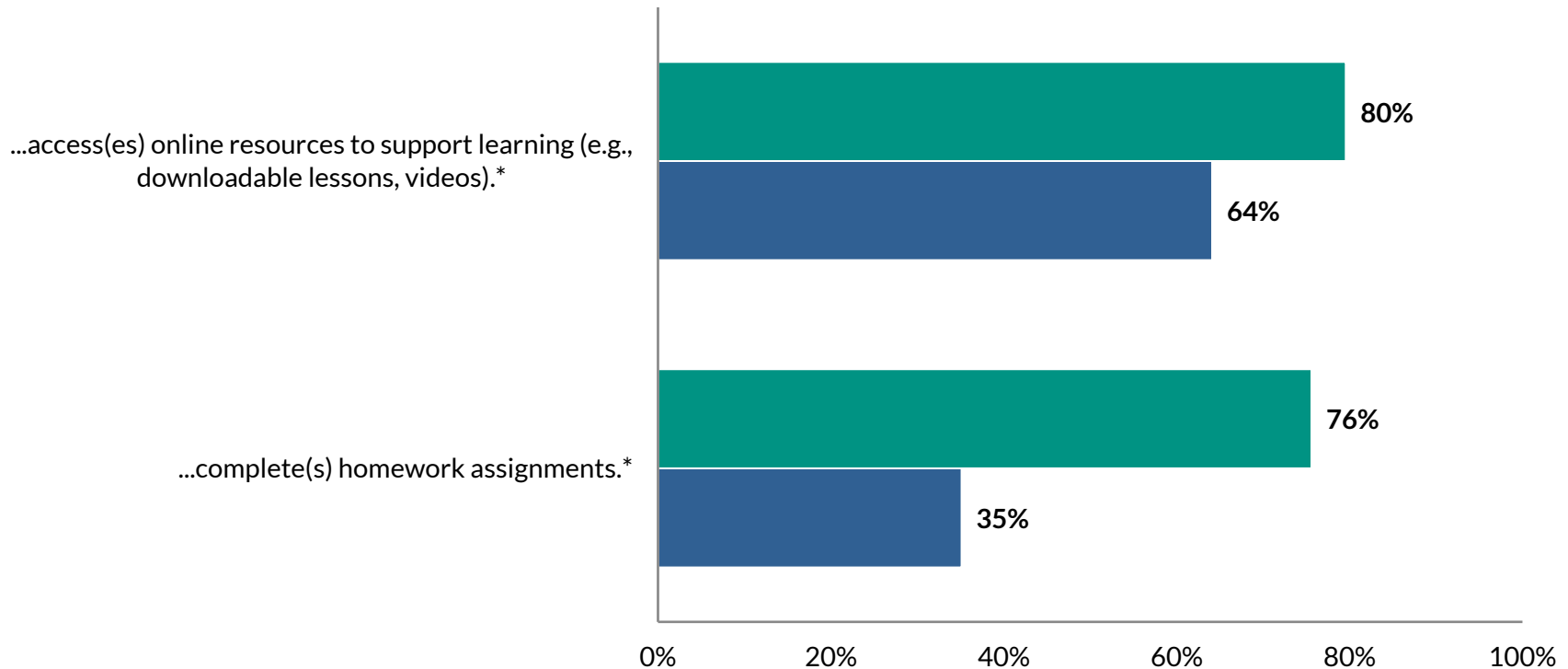


EXPECTATIONS AND SUPPORT FOR STUDENTS

Please indicate how much you disagree or agree with the following statements:
[I/Students]...

% Agree + % Strongly Agree

■ Student (n=2941-2983) ■ Staff member (n=282-287)



ADDITIONAL CHARTS – BY SCHOOL

Only compares Central and West Campus (just students and staff) from the 2022 survey

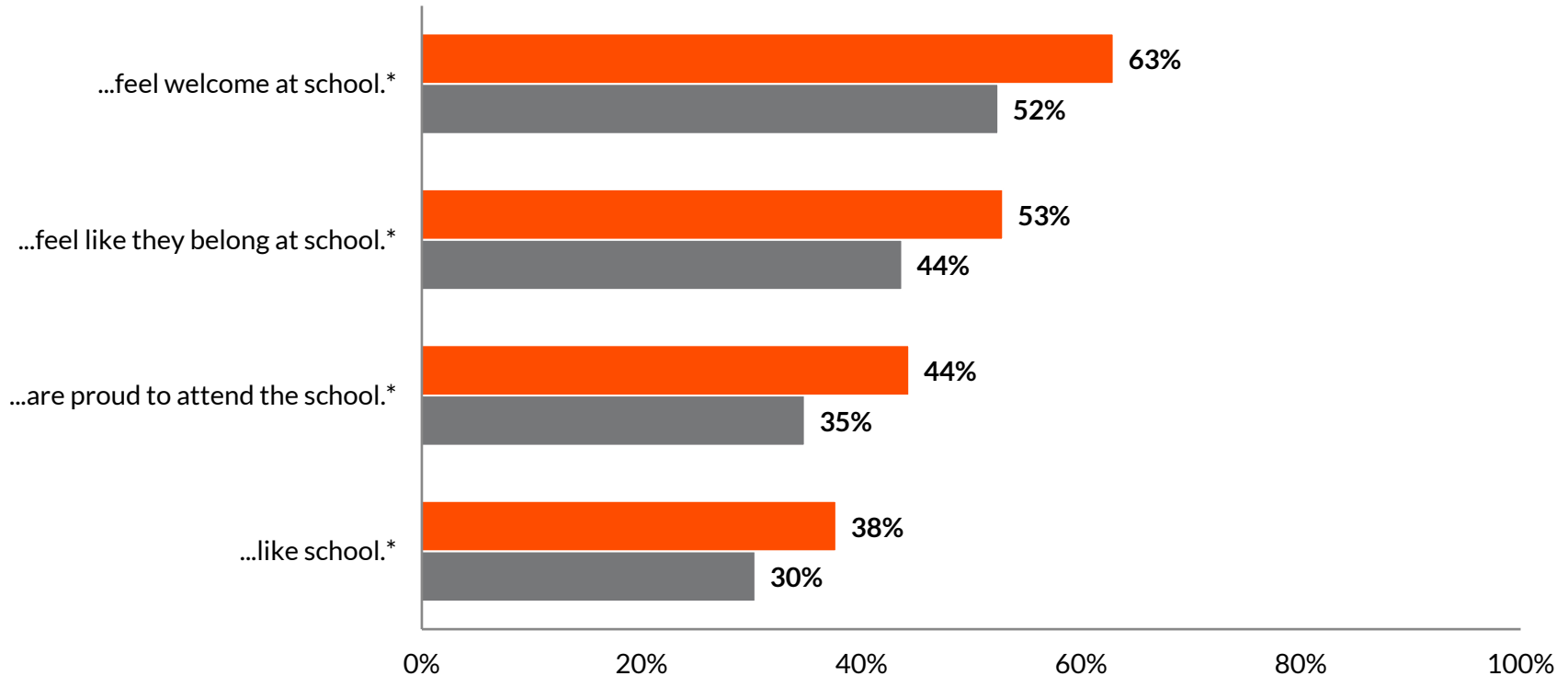
STUDENT BELONGING

Please indicate how much you disagree or agree with the following statements:

Students at my school...

% Agree + % Strongly Agree

■ Central Campus (n=1798-1832) ■ West Campus (n=1622-1647)



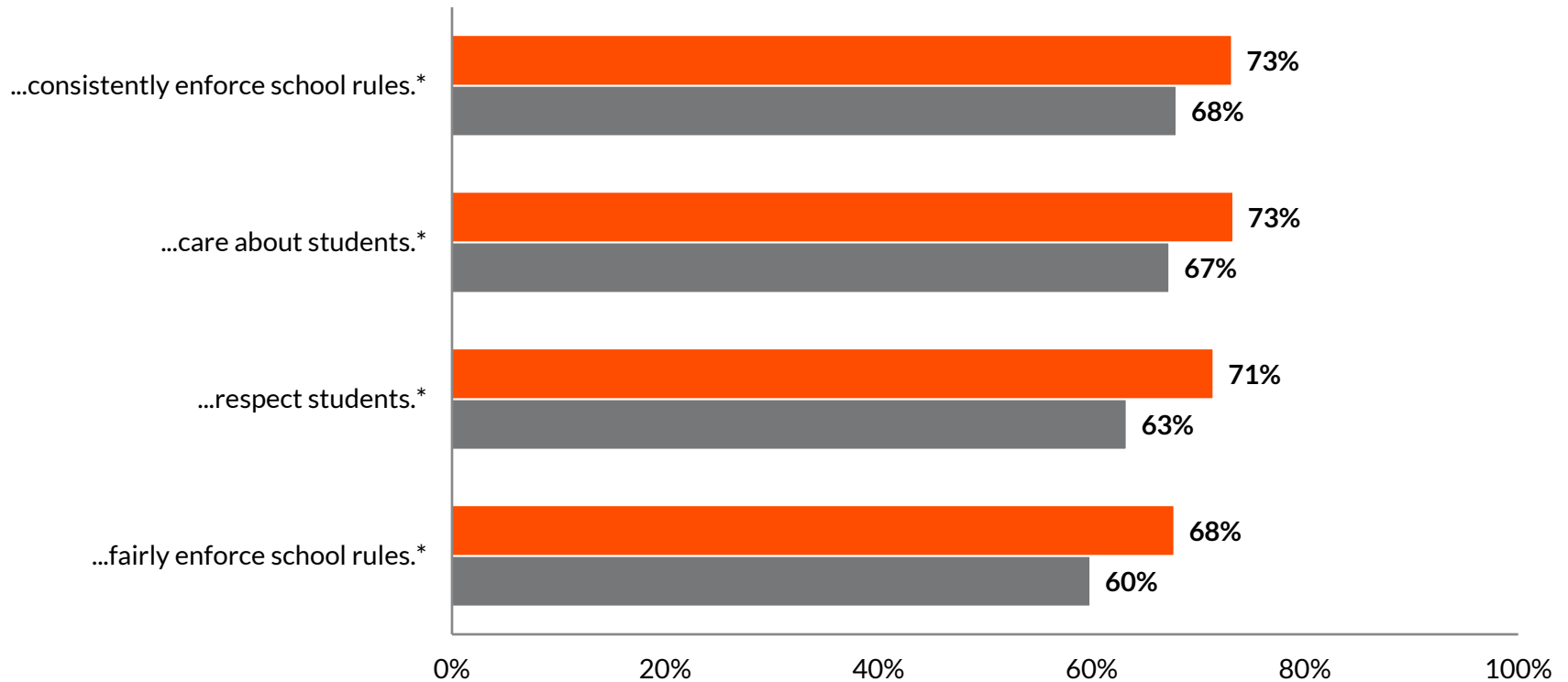
RELATIONS BETWEEN ADULTS AND STUDENTS

Please indicate how much you disagree or agree with the following statements:

Adults at my school...

% Agree + % Strongly Agree

■ Central Campus (n=1706-1753) ■ West Campus (n=1541-1571)

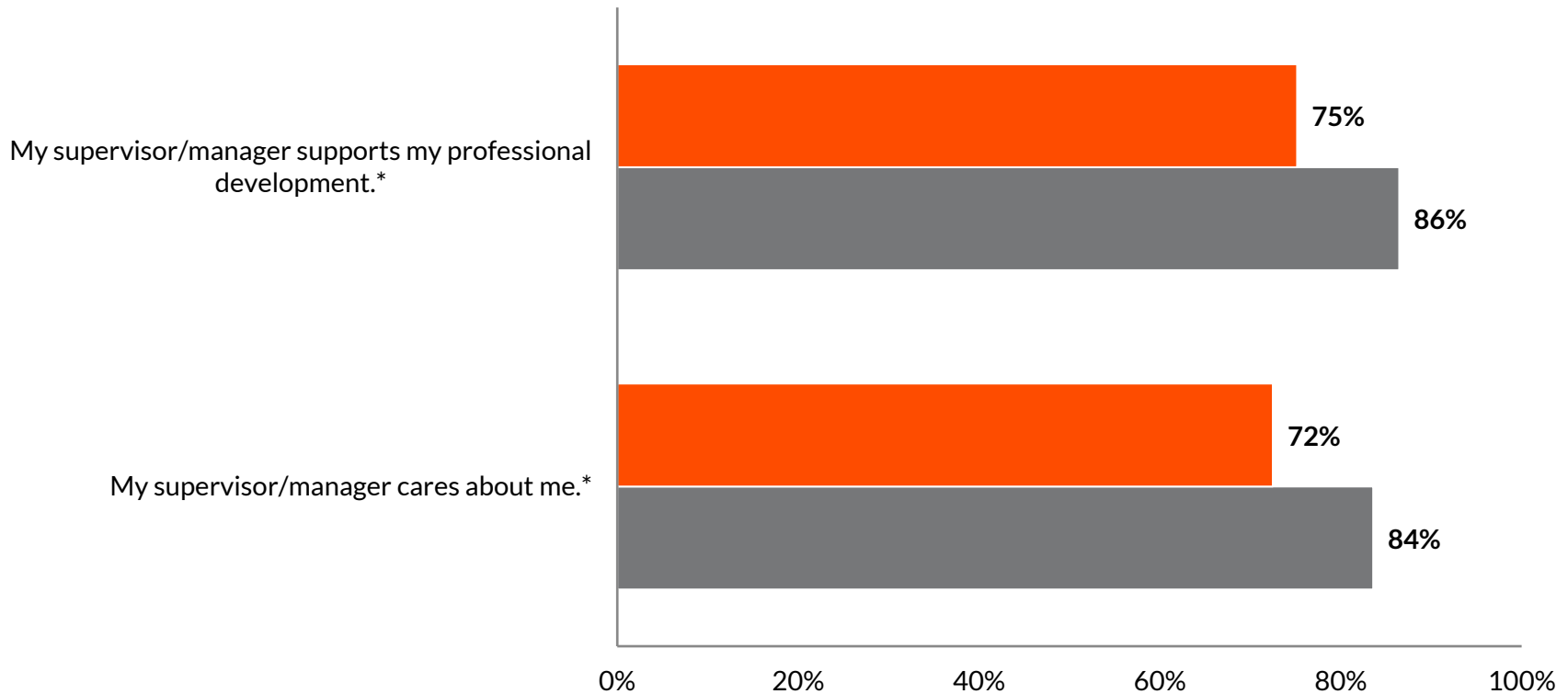


PERCEPTIONS OF SUPERVISOR/MANAGER

Please indicate how much you disagree or agree with the following statements:

% Agree + % Strongly Agree

■ Central Campus (n=145-150) ■ West Campus (n=133-136)



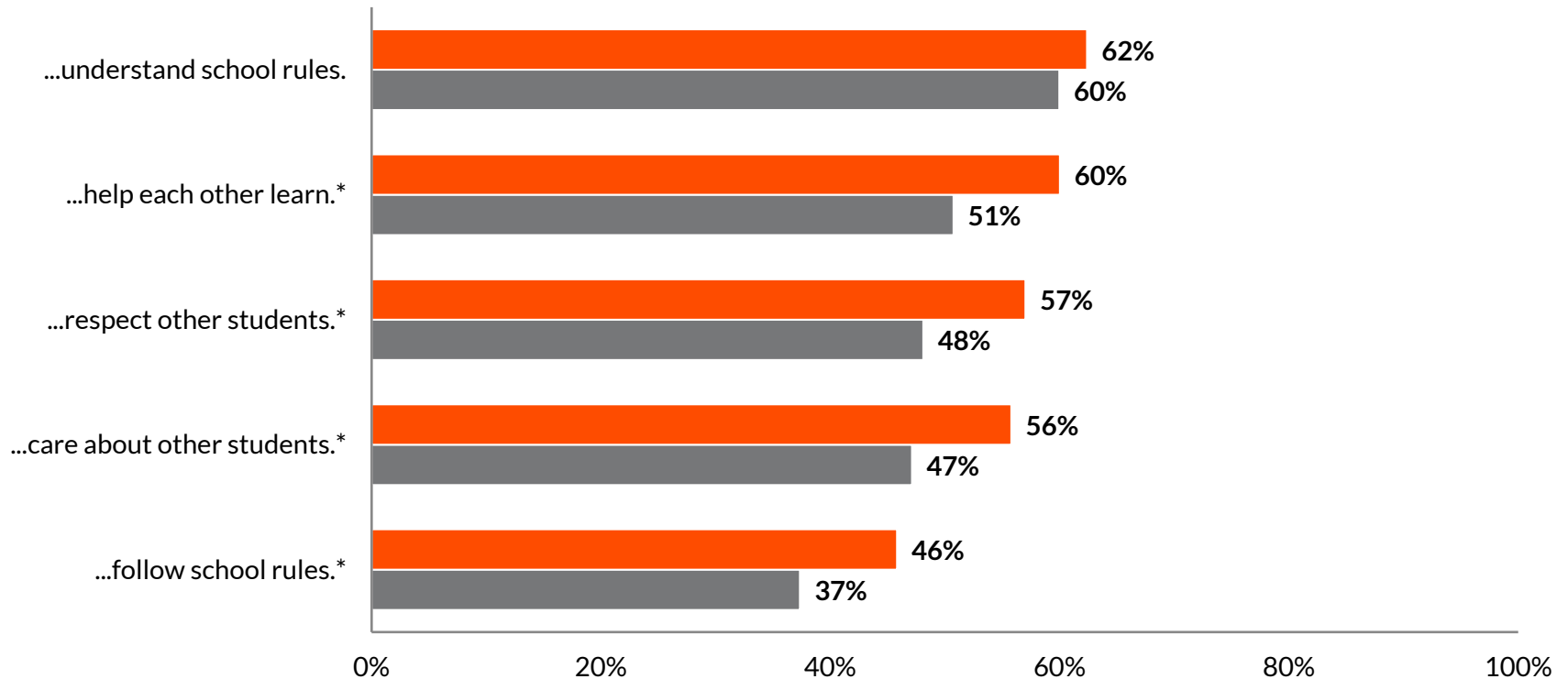
STUDENT UNDERSTANDING OF RULES

Please indicate how much you disagree or agree with the following statements:

Students at my school...

% Agree + % Strongly Agree

■ Central Campus (n=1719-1742) ■ West Campus (n=1543-1569)



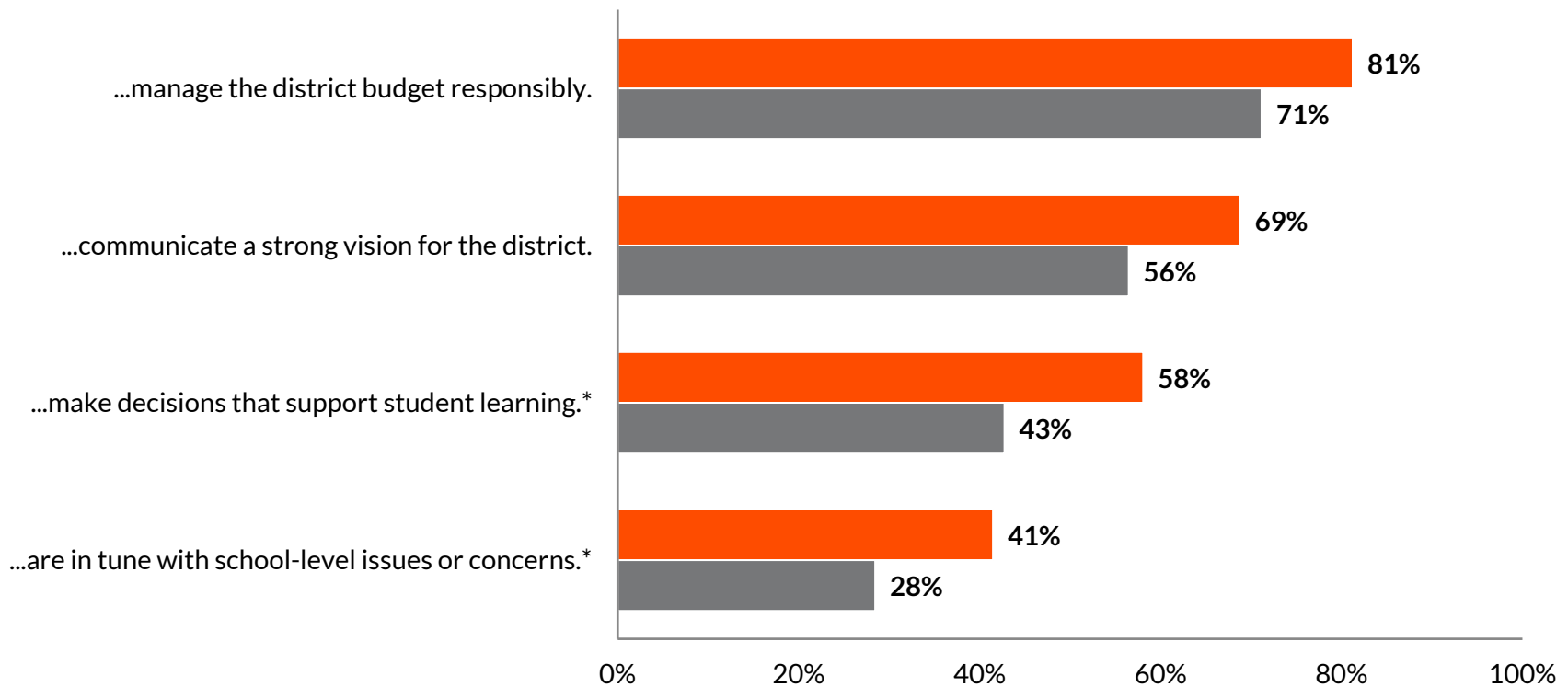
PERCEPTIONS OF DISTRICT LEADERSHIP

Please indicate how much you disagree or agree with the following statements:

District leaders...

% Agree + % Strongly Agree

Central Campus (n=128-141) West Campus (n=111-131)





Thank you.

CONTACT

Lori Mack Boyles
Content Director

E: lmackboyles@hanoverresearch.com

P: 202-978-1982

🌐 hanoverresearch.com