



Programmatic Facility Study Pre-Bid Meeting



Timeline

- June 6 - Submit Written Questions to tomamichelb@wws.k12.in.us
- June 15 - All Questions Posted to WWS Website
- June 20 by 1:00PM - Submissions due
- July 1 - Interview of Top Proposals



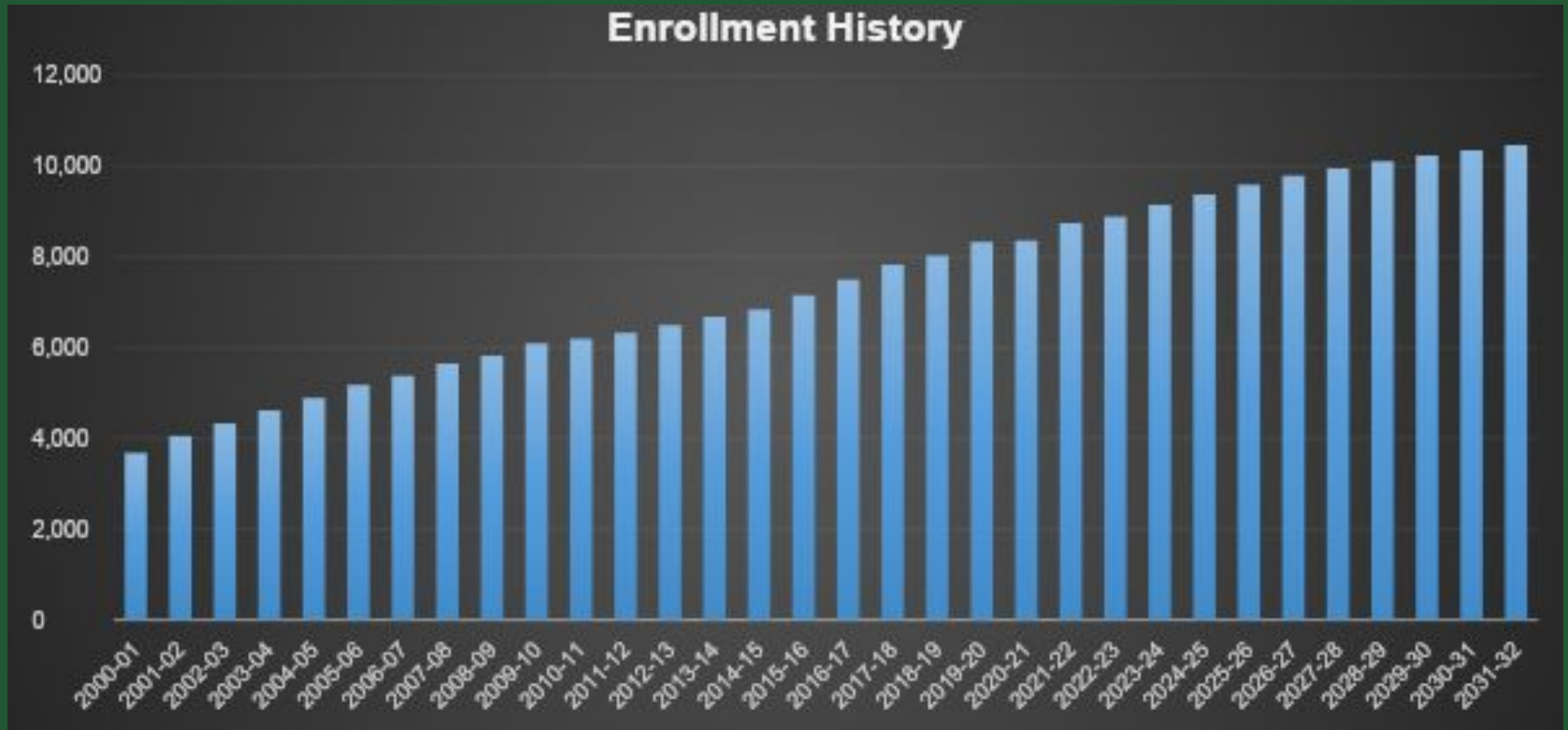
Review Team

- Brian Tomamichel, Assistant Superintendent for Business
- Dr. John Atha, Assistant Superintendent for Curriculum
- Chris Baldwin, Assistant Superintendent for HR and Safety
- Dr. Joe Montalone, Director of Operations
- Brian Kelly, Director of Facilities
- 1 Board Member
- 1 Elementary Principal

*** Only point of contact is Brian Tomamichel at tomamichelb@wws.k12.in.us**

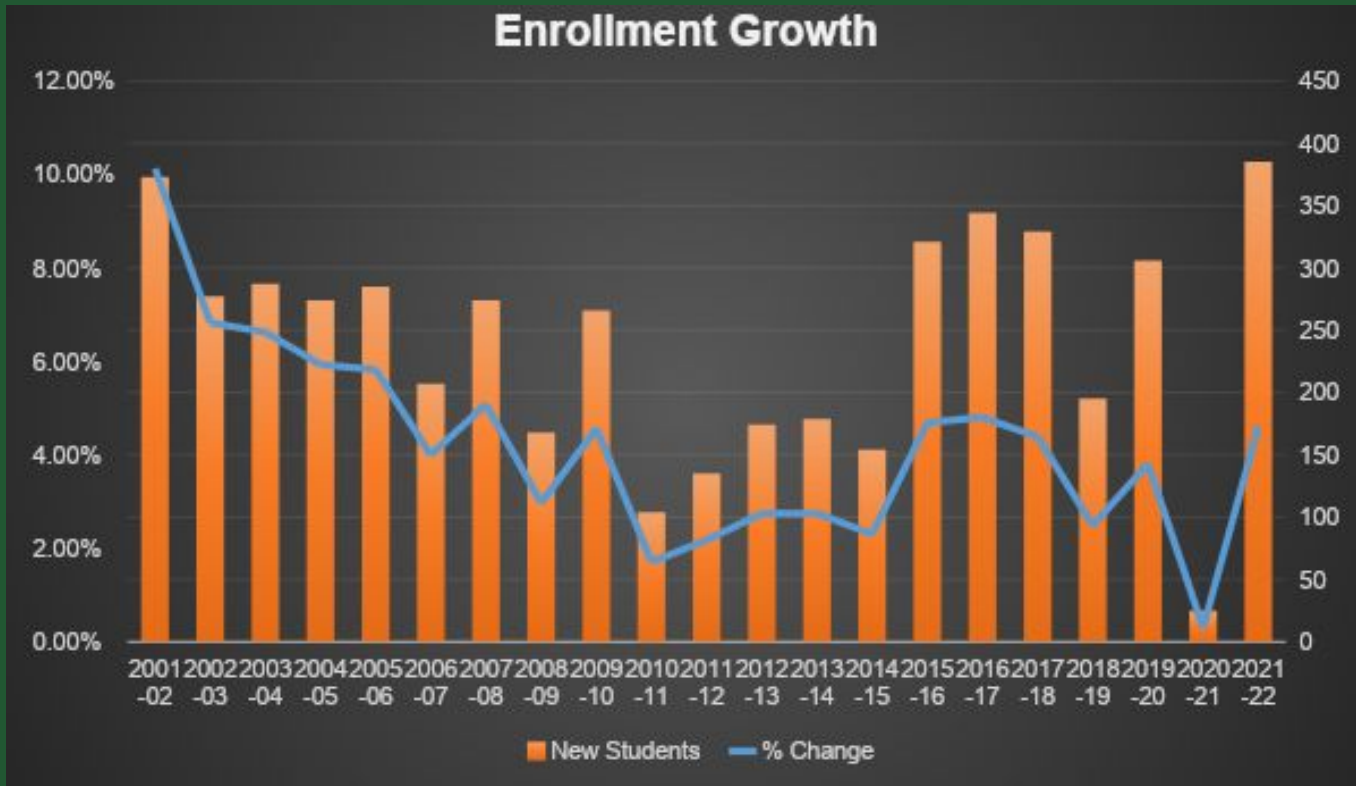


Enrollment History





Enrollment Growth





Enrollment Growth

	2021-22	2022-23	2023-24	2024-25	2025-26	2026-27	2027-28	2028-29	2029-30	2030-31	2031-32
K	695	687	689	690	692	704	704	702	700	693	692
1	699	730	723	725	726	728	730	730	728	726	719
2	722	722	755	748	750	745	747	750	750	743	741
3	639	743	746	779	772	766	761	763	766	764	756
4	691	658	764	768	803	788	781	776	778	775	773
	3446	3540	3677	3710	3743	3731	3723	3721	3722	3701	3681
# Schools	6	6	6	6	6	6	6	6	6	6	6
Enrollment	574	590	613	618	624	622	621	620	620	617	614
Capacity	650	650	650	650	650	650	650	650	650	650	650
5	677	671	671	779	783	819	804	797	792	794	791
6	663	687	681	681	791	795	831	816	809	804	806
Enrollment	1340	1358	1352	1460	1574	1614	1635	1613	1601	1598	1597
Capacity	1600	1600	1600	1600	1600	1600	1600	1600	1600	1600	1600
7	680	683	708	701	701	815	819	856	840	833	828
8	649	694	697	722	715	715	831	835	873	857	850
Enrollment	1329	1377	1405	1423	1416	1530	1650	1691	1713	1690	1678
Capacity	1600	1600	1600	1600	1600	1600	1600	1600	1600	1600	1600
9	673	675	722	725	751	744	744	864	868	908	891
10	646	670	672	718	721	747	740	740	860	864	903
11	629	643	667	669	714	717	743	736	736	856	860
12	663	626	640	664	666	710	713	739	732	732	852
13	11	11	11	11	11	11	11	11	11	11	11
WHS Enrollment	2622	2625	2712	2787	2863	2929	2951	3090	3207	3371	3517
Capacity	3200	3200	3200	3200	3200	3200	3200	3200	3200	3200	3200
	8737	8900	9146	9380	9596	9804	9959	10115	10243	10360	10473



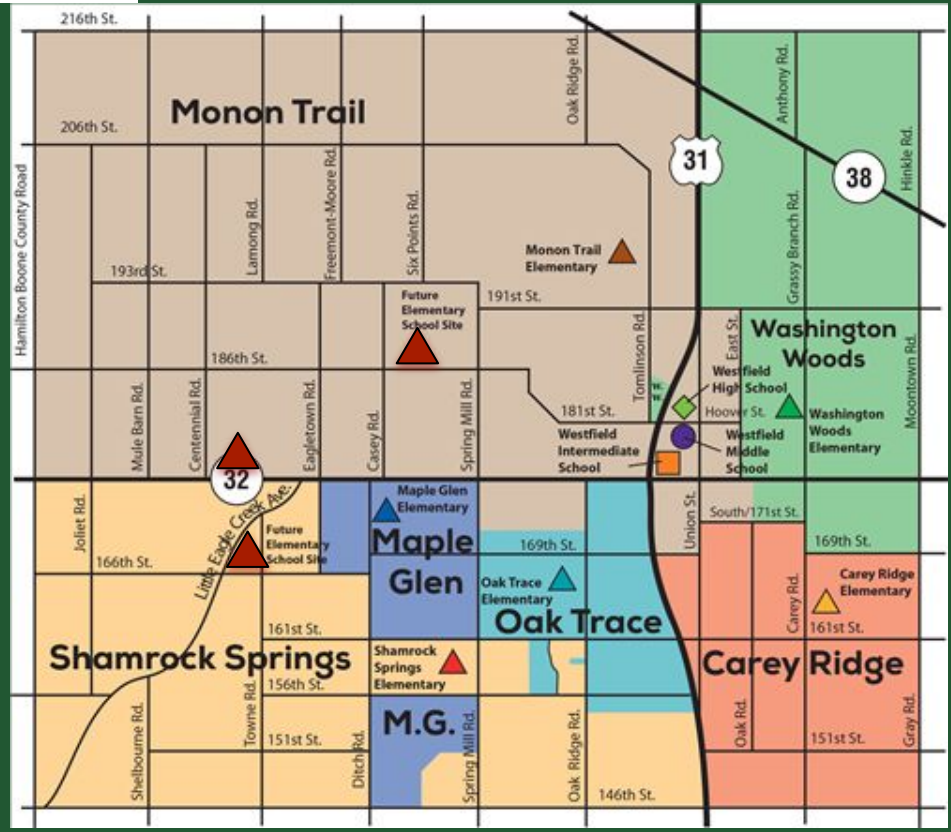
Enrollment Growth

K	695	687	689	690	692	704	704	702	700	693	692		
1	699	730	723	725	726	728	730	730	728	726	719		
2	722	722	755	748	750	745	747	750	750	743	741		
3	639	743	746	779	772	766	761	763	766	764	756		
4	691	658	764	768	803	788	781	776	778	775	773		
5					783	819	804	797	792	794	791		
	3446	3540	3677	3710	4526	4550	4527	4518	4514	4495	4472		
# Schools	6	6	6	6	8	8	8	8	8	8	8		
Enrollment	574	590	613	618	566	569	566	565	564	562	559		
Capacity	650	650	650	650	650	650	650	650	650	650	650		
					* If we only build 7 we will run at 645-650 per year								
5	677	671	671	779									
6	663	687	681	681	791	795	831	816	809	804	806		
7	680	683	708	701	701	815	819	856	840	833	828		
8	649	694	697	722	715	715	831	835	873	857	850		
	2669	2735	2757	2883	2207	2325	2481	2507	2522	2494	2484		
Enrollment	1334.5	1367.5	1378.5	1441.5	1103.5	1162.5	1240.5	1253.5	1261	1247	1242		
Capacity	1600	1600	1600	1600	1600	1600	1600	1600	1600	1600	1600		
					*WIS becomes WMS South								
9	673	675	722	725	751	744	744	864	868	908	891		
10	646	670	672	718	721	747	740	740	860	864	903		
11	629	643	667	669	714	717	743	736	736	856	860		
12	663	626	640	664	666	710	713	739	732	732	852		
13	11	11	11	11	11	11	11	11	11	11	11		
Freshman Ctr Enrollment									868	908	891		
WHS Enrollment	2622	2625	2712	2787	2863	2929	2951	3090	2339	2463	2626		
Capacity	3200	3200	3200	3200	3200	3200	3200	3200	3200	3200	3200		
	8737	8900	9146	9380	9596	9804	9959	10115	10243	10360	10473		

*Open new Middle School on US32 and current WMS becomes the Freshmen Center



District Property



- Casey Road - 21.56 Acres
- Towne Road - 24.12 Acres
- US32 and Centennial - 96.56 Acres



Proposed Project Timeline

2022

- Library Purchase - \$4,000,000
- MTES Athletic Fields - \$2,500,000

2023

- CRES Cross Cat Addition - \$12,000,000
- Land Purchase (96 Acres) - \$6,000,000
- Transportation Expansion - \$15,000,000
- WHS Greenhouse - \$1,500,000
- Technology Upgrades - \$4,000,000

2024

- MTES Athletic Fields - \$5,000,000
- MTES Tennis Courts - \$2,500,000
- New Elementary Schools - District Reconfiguration - \$50,000,000
- New Maintenance Building - \$7,500,000
- WHS South Lockerroom - \$12,000,000
- WHS Auditorium Expansion - \$7,000,000

2025

- Community Rooms (MTES, MGES, SSES) - \$9,000,000
- WHS Auxiliary Gym - \$10,000,000

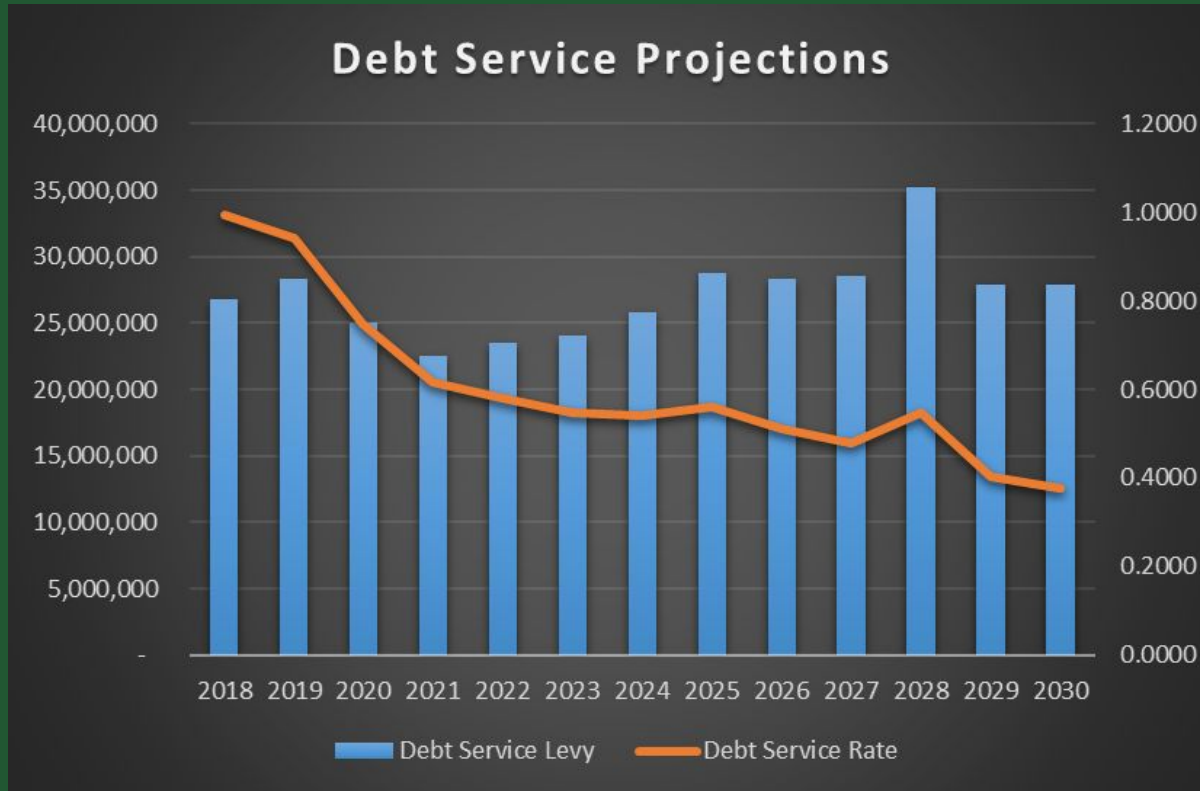
2026

- New Middle School West - \$85,000,000
- Freshman and Career Center - \$15,000,000

**\$250 million to \$300 million in projects
over next five years**

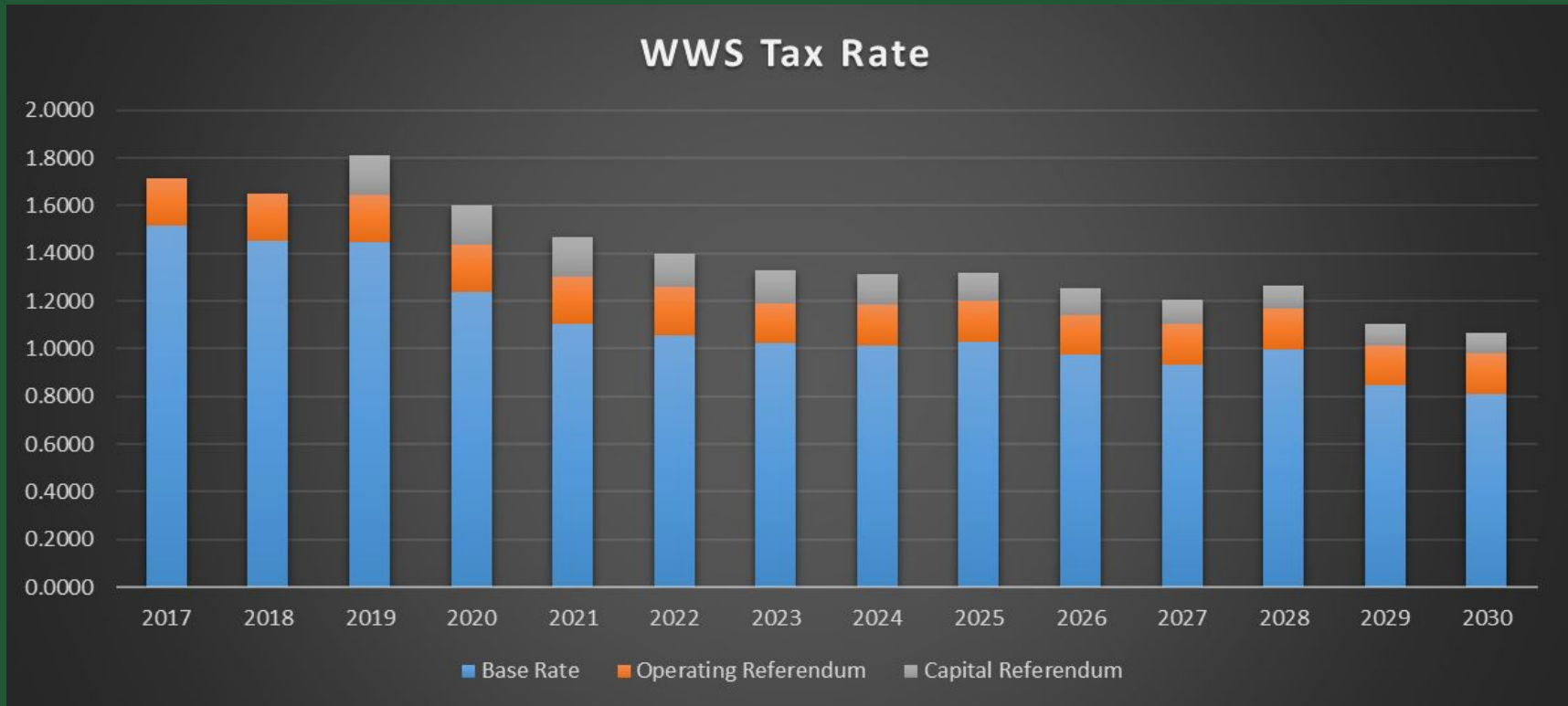


Future Tax Rate Projections





Future Tax Rate Projections





Questions

