

2022 Beaverton School District Parent Survey

*Percent Agree includes both Strongly Agree and Agree responses.

District Communication

	Percent Agree
I feel my voice is heard in important decisions at the District level.	57%

Do you agree or disagree that...

	Percent Agree
I feel welcome and accepted at my child's school.	89%
I feel valued as an active partner in my child's education.	81%
Teachers work closely with me to meet my child's needs.	73%
My home culture and home language are valued by the school.	90%
This school provides opportunities to strengthen my child's cultural identity.	76%

I feel confident in my ability to:

	Percent Agree
support my child's learning at home.	87%
make sure my child's school meets my child's learning needs.	77%

Please help us improve by answering these questions.

	Percent Agree
I feel well-informed about what's going on in general at my child's school.	82%
I receive adequate communication from my child's teacher(s) about my child's academic achievement and progress.	70%
I feel that my voice is heard in important decisions at my child's school.	68%

*Percent Agree includes Strongly Agree and Agree responses; Percent Disagree includes Strongly Disagree and Disagree responses.

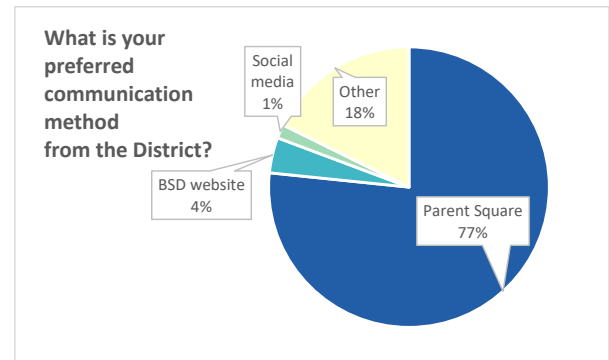
Please help us improve by answering these questions.

	Percent Agree	Percent Disagree	Percent Don't Know
The school encourages feedback from parents and the community.	67%	22%	11%
Staff at this school work hard to build trusting relationships with families.	71%	19%	10%
Staff at this school really try to understand families' problems and concerns.	66%	19%	15%

2022 Beaverton School District Parent Survey

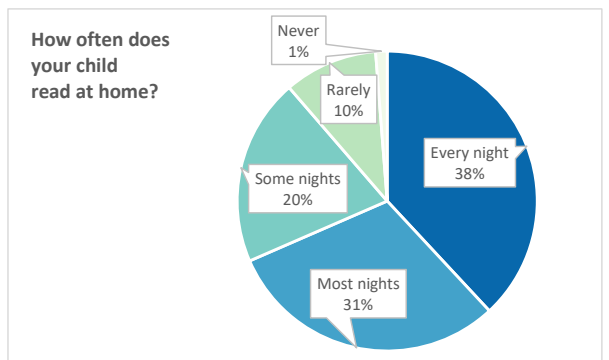
What is your preferred communication method from the District?

	Percent
Parent Square	77%
BSD website	4%
Social media	2%
Other	18%



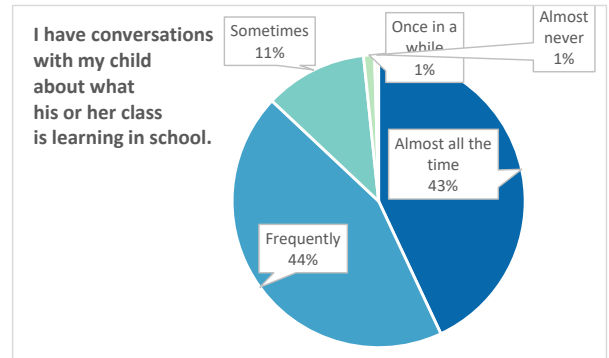
How often does your child read at home? (Include both assigned readings and choice readings.)

	Percent
Every night	38%
Most nights	30%
Some nights	20%
Rarely	10%
Never	1%



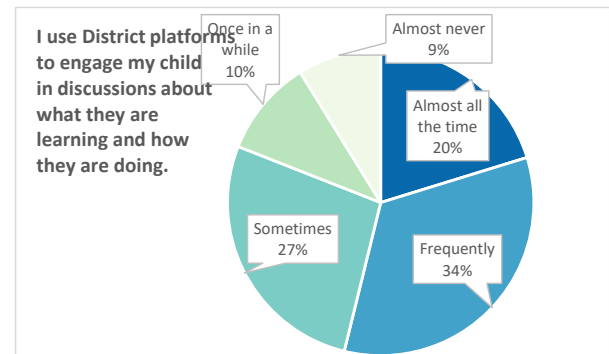
I have conversations with my child about what his or her class is learning in school.

	Percent
Almost all the time	43%
Frequently	44%
Sometimes	11%
Once in a while	1%
Almost never	0%



I use District platforms to engage my child in discussions about what they are learning and how they are doing.

	Percent
Almost all the time	20%
Frequently	34%
Sometimes	27%
Once in a while	10%
Almost never	9%

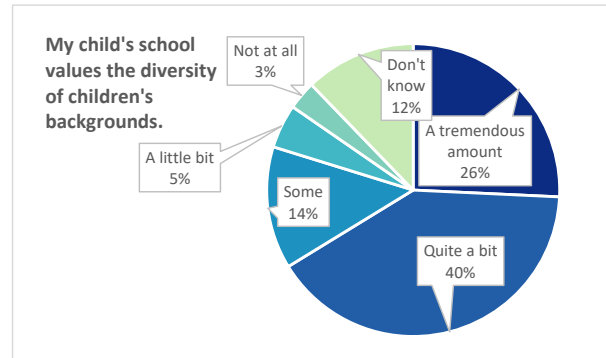


District platforms include Canvas, Seesaw, and ParentVUE.

2022 Beaverton School District Parent Survey

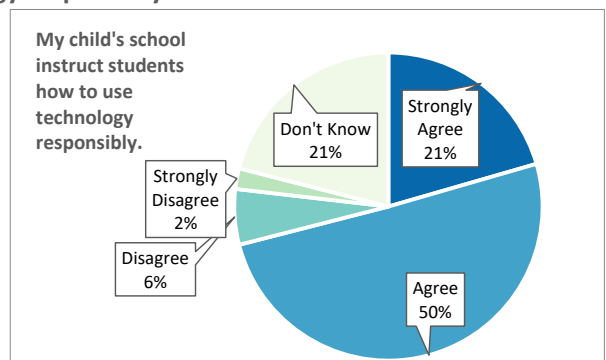
My child's school values the diversity of children's backgrounds.

	Percent
A tremendous amount	26%
Quite a bit	41%
Some	14%
A little bit	5%
Not at all	3%
Don't know	12%



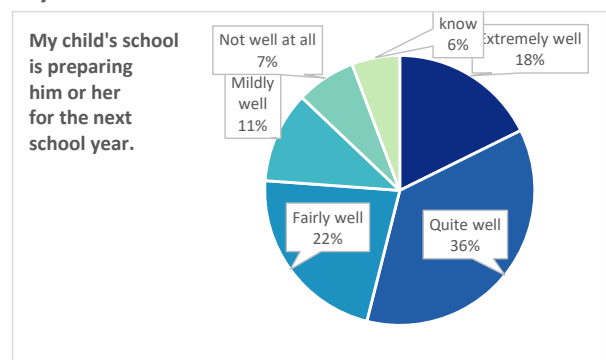
My child's school instructs students how to use technology responsibly.

	Percent
Strongly Agree	21%
Agree	50%
Disagree	6%
Strongly Disagree	2%
Don't Know	21%



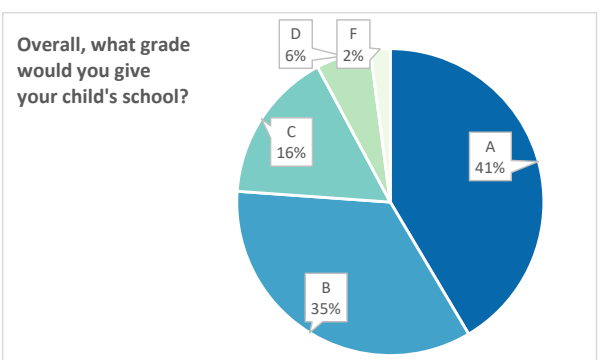
My child's school is preparing him or her for the next school year.

	Percent
Extremely well	18%
Quite well	36%
Fairly well	22%
Mildly well	11%
Not well at all	7%
Don't know	6%



Overall, what grade would you give your child's school?

	Percent
A	41%
B	35%
C	16%
D	6%
F	2%



2022 Beaverton School District Parent Survey

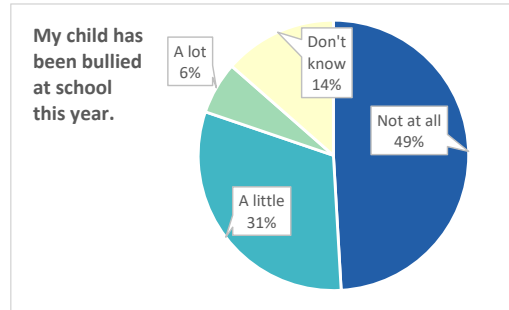
One reason students sometimes don't feel safe is that they get bullied by other students.

Bullying is unwanted, aggressive behavior among students that involves a real or perceived power imbalance. The behavior is repeated, or has the potential to be repeated, over time. Bullying includes actions such as making threats, spreading rumors, attacking someone physically or verbally, and excluding someone from a group on purpose.

Adapted from StopBullying.gov <https://www.stopbullying.gov/what-is-bullying>

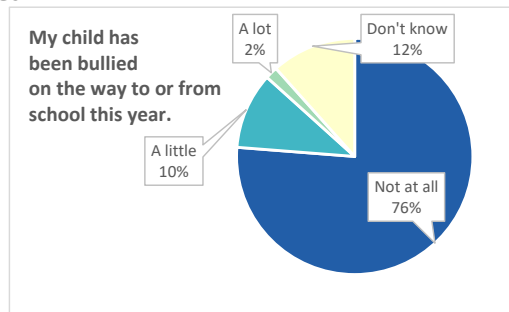
My child has been bullied at school this year.

	Percent
Not at all	49%
A little	31%
A lot	6%
Don't know	14%



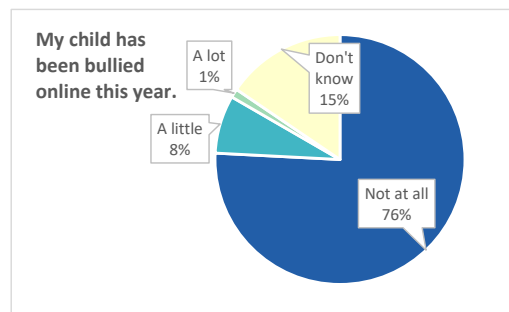
My child has been bullied on the way to or from school this year.

	Percent
Not at all	76%
A little	10%
A lot	2%
Don't know	12%



My child has been bullied online (for example on Twitter, Instagram, Snapchat, TikTok, gaming, etc.) this year.

	Percent
Not at all	76%
A little	8%
A lot	1%
Don't know	16%



SafeOregon gives students, parents, schools and their communities a way to report safety threats or potential acts of violence.

SafeOregon

	Percent Yes
Are you aware of SafeOregon?	46%

2022 Beaverton School District Parent Survey

The following three questions were answered by middle school parents only.

This is the first year of a common middle school schedule in which all students have five required courses (language arts, social studies, science, math and PE) and two elective courses each day.

Which do you prefer?

	Percent
Seven courses, including two elective courses	68%
Six courses, including one elective course	32%

What do you think?

	Percent
Longer math and science courses are helpful to my student.	58%
All classes should be the same length of time.	42%

Advisory is a time when students learn social-emotional skills and build community to increase success in academic courses.

*Percent Agree includes both Strongly Agree and Agree responses.

Do you agree or disagree that...

	Percent Agree	Percent Disagree
Advisory is helpful to my student.	63%	37%

2022 Beaverton School District Parent Survey

Demographic Breakdown: Parents

	Number
Survey Responses	3584

Race/Ethnic Background (Optional question)

	Percent
Asian	14.9%
Black/African American	1.3%
Hispanic/Latino (Latinx)	9.4%
Middle Eastern/North African	0.5%
Native American/Alaska Native	0.3%
Pacific Islander	0.5%
White	64.8%
Multiracial	8.3%

First Language (Optional question)

	Percent
English	83.1%
Other	16.9%

Gender Identity (Optional question)

	Percent
Female	74.5%
Male	23.5%
Non-binary/third gender	0.3%
Prefer to self describe	1.6%

Sexual Orientation (Optional question)

	Percent
LGBTQ	4.4%
Non-LGBTQ	95.6%