

Plymouth Public Schools

Superintendent's Proposed 2020-2021 Budget



Challenge



Inspire



Prepare

Board of Education

Walter Seaman, Chair
Karen Kulesa, Vice-Chair
Michelle Lucian, Secretary
Cindy Candrea-Florenciani

Josiah Elsaghir
Richard Foote
Melissa Johnson
Melissa Kremmel
Greg Showers

Martin J. Semmel, Ed.D., Superintendent of Schools
Paul Hendrickson, Business Manager
Jennifer Parsons, Director of Curriculum and Instruction
Lindsay Aronheim, Director of Special Education
Richard Trudeau, Director of Technology

Terryville High School
Mike Hults, Principal
Darron Vigliotti, AP

Eli Terry Jr. Middle School
Angela Suffridge, Principal

Harry S. Fisher
Kimberly Loveland, Principal

Plymouth Center School
Sherri Turner, Principal



Challenge



Inspire



Prepare

Our Mission

Challenge, Inspire, and Prepare all students for success in an ever-changing and complex world.



Challenge



Inspire



Prepare

Board of Education Goals

- Students will demonstrate a mastery of core subject matter and apply their essential learning and critical thinking skills to achieve academic excellence.
- Students will demonstrate mastery of all essential skills needed to participate successfully in the 21st century global economy.
- Students will exhibit healthy life choices (wellness).
- Students will use technology as a tool to research, organize, evaluate and communicate effectively, both orally and in writing, for a variety of purposes.



Challenge



Inspire



Prepare

Board of Education Goals (cont'd)

- Students will demonstrate social responsibility by providing for the needs of the greater community and by developing civic literacy.
- Students will be able to understand, negotiate and balance diverse views and beliefs in order to reach workable solutions.
- Students will demonstrate the ability to manage goals and time, work independently, and be self-directed learners.

https://www.plymouth.k12.ct.us/UserFiles/Servers/Server_153659/File/District%20Information/District%20Improvement%20Plan/2019-2020/2019-2020%20Midyear%20Update%20on%20Goals.pdf



Challenge

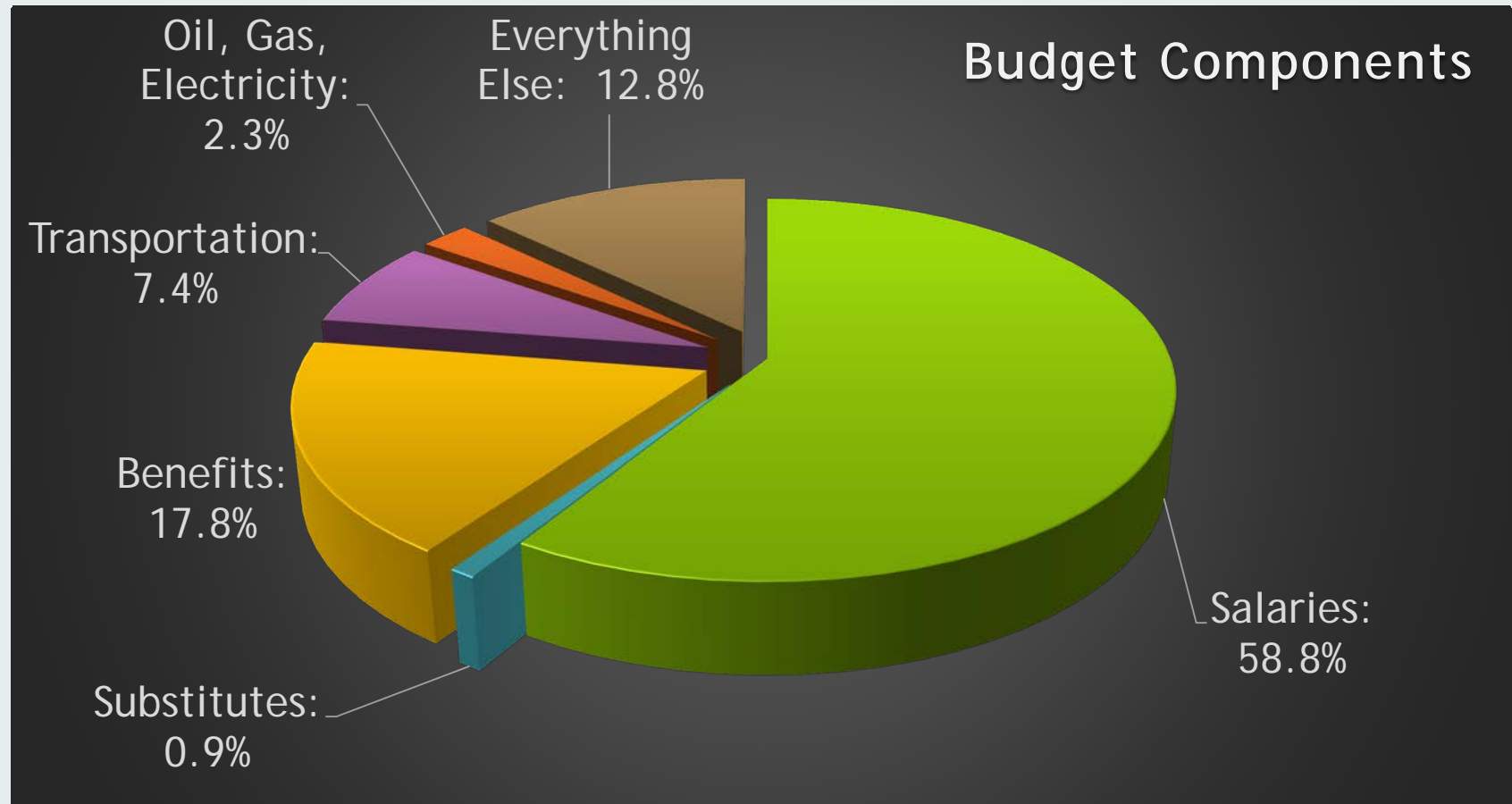


Inspire



Prepare

2020 - 2021 Superintendent's Proposed Budget



Challenge

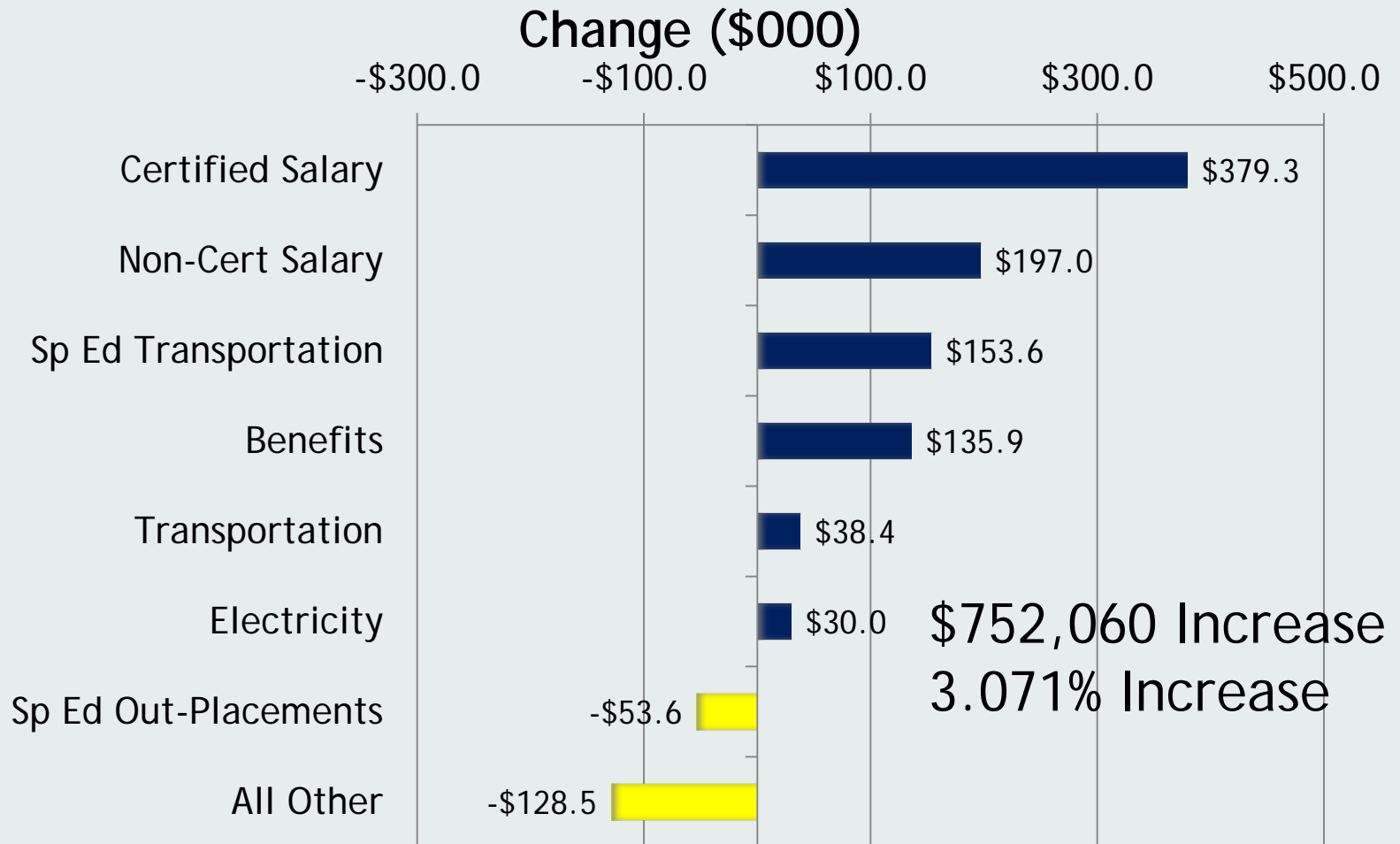


Inspire



Prepare

Primary Budget Drivers



Challenge



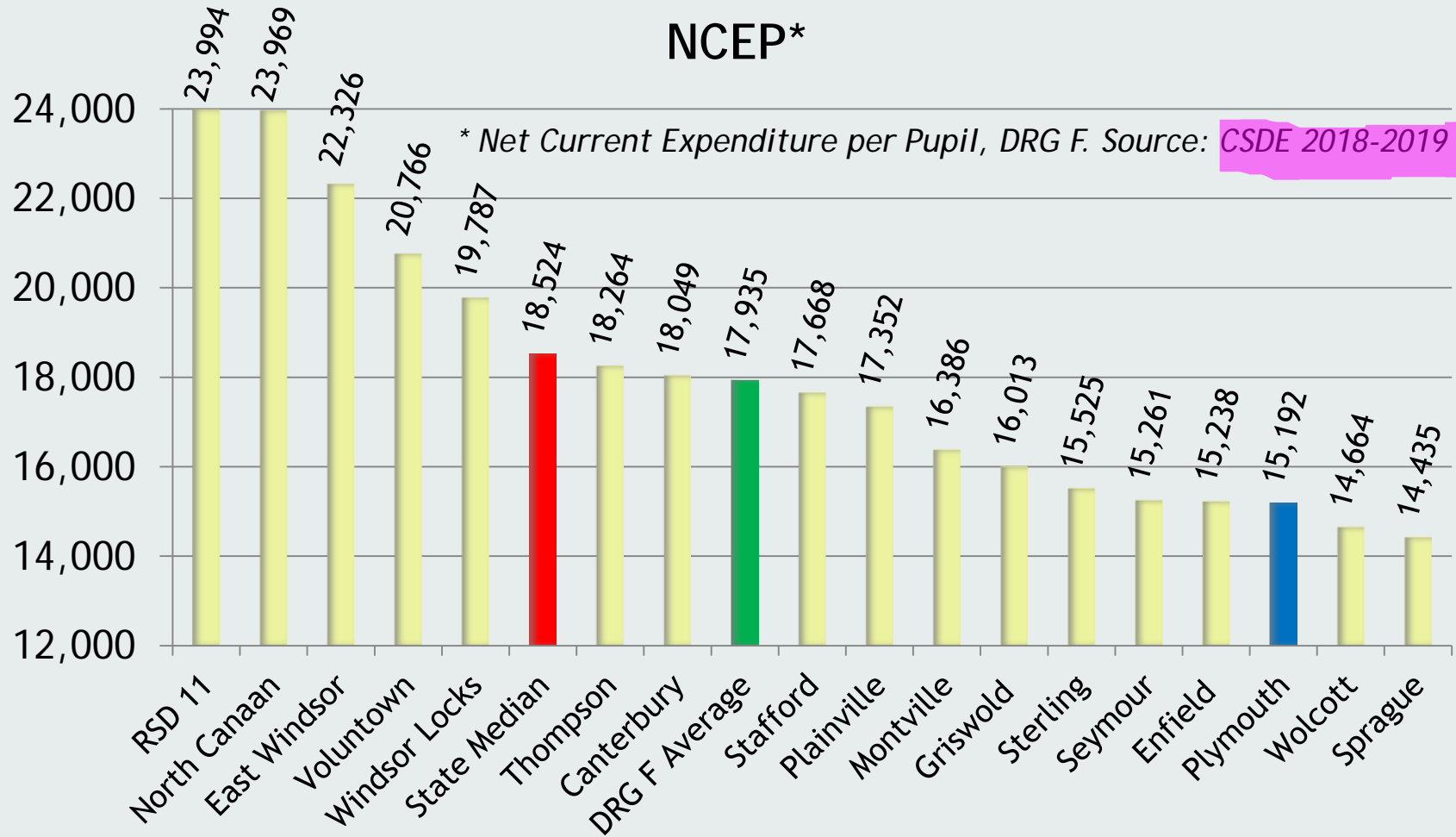
Inspire



Prepare

How Does Our Spending Compare?

NCEP*



Challenge



Inspire



Prepare

2020-2021 Budget Priorities

- Keep Elementary Class Sizes Manageable
- Provide needed academic support at FES due to persistent achievement gap
 - Math Coach
 - Academic Tutor
- Provide needed support for students in crisis
 - 0.4 Social Worker
 - Allows 1 additional day at THS and ETJMS
- Provide tutor support at ETJMS to help with student population



Challenge



Inspire



Prepare

Recent Accomplishments

4 Year Cohort
Graduation
Rate has
increased
from 87.1%
(Class of
2014) to
92.7% (Class
of 2019)



Challenge



Inspire



Prepare

Where do THS Students Get Accepted?

Classes of 2016 - 2019



Challenge



Inspire



Prepare

Adelphi University	East Carolina University
Albany College of Pharmacy and Health Sciences	Eastern Connecticut State University
American International College	Eastern Nazarene College
Anna Maria College	Elmira College
Arcadia University	Elms College
Arizona State University	Emerson College
Ashland University	Emmanuel College
Auburn University	Endicott College
Azusa Pacific University	Fairfield University
Bay Path University	Fairleigh Dickinson University
Becker College	Fitchburg State University
Bloomsburg University of Pennsylvania	Florida Institute of Technology
Bob Jones University	Franklin Pierce University
Boston College	Goodwin College
Boston University	Gordon College
Bridgewater State University	Grand Canyon University
Bristol Technical Education Center	Hartwick College
Bryant University	Hofstra University
Canisius College	Husson University
Castleton University	Iona College
Central Connecticut State University	Ithaca College
Champlain College	Jacksonville University
Clarkson University	Johnson & Wales University (Providence)
Coastal Carolina University	Keene State College
Colorado School of Mines	Kent State University
Connecticut Fire Academy	Keuka College
Cornell University	King's College
Curry College	Le Moyne College
Daemen College	Lesley University
D'Youville College	Liberty University



Challenge



Inspire



Prepare

Lincoln College of New England	Ramapo College of New Jersey
Manhattanville College	Regis College
Marist College	Rensselaer Polytechnic Institute
Marymount Manhattan College	Rhode Island College
Massachusetts College of Liberal Arts	Ringling College of Art and Design
Massachusetts College of Pharmacy & Health Sciences	Rivier University
Merrimack College	Rochester Institute of Technology
Miami University, Oxford	Roger Williams University
Middlesex Community College	Sacred Heart University
Mitchell College	Saint Michael's College
Mount Saint Mary College	Saint Peter's University
Naugatuck Valley Community College	Salisbury University
Nazareth College	Salve Regina University
New England College	Siena College
Nichols College	Simmons University
North Carolina State University	Smith College
Northeastern University	Southern Connecticut State University
Northern Vermont University-Johnson	Southern New Hampshire University
Northwestern Connecticut Community College	Southern Vermont College
Norwich University	Springfield College
Pace University, New York City	Stevenson University
Paul Mitchell the School-North Haven	SUNY Albany
Paul Smith's College	SUNY College at Cobleskill
Pennsylvania College of Technology	SUNY College at Oneonta
Pennsylvania State University Erie	SUNY College of Environmental Science and Forestry
Pennsylvania State University	The Citadel, The Military College of South Carolina
Plymouth State University	The College of Saint Rose
Post University	The University of Alabama in Huntsville
Purdue University	The University of Arizona
Quinnipiac University	The University of Oklahoma



Challenge



Inspire



Prepare

Trinity College
Tufts University
Tunxis Community College
Union College (New York)
Unity College
University Laval
University of Bridgeport
University of California, Davis
University of California, Los Angeles
University of Connecticut
University of Connecticut at Stamford
University of Connecticut at Waterbury
University of Dallas
University of Florida
University of Hartford
University of Maine
University of Maine at Farmington
University of Massachusetts Dartmouth
University of Massachusetts, Amherst
University of Massachusetts, Boston
University of Miami
University of Nevada, Las Vegas
University of New England
University of New Hampshire at Durham
University of New Haven
University of North Carolina at Wilmington
University of North Florida
University of Pennsylvania
University of Pittsburgh
University of Rhode Island

University of Rochester
University of Saint Joseph
University of South Carolina
University of the Sciences in Philadelphia
University of Vermont
Valencia College
Wagner College
Wentworth Institute of Technology
Wesleyan University
Western Connecticut State University
Western New England University
Westfield State University
Wheaton College MA
Worcester Polytechnic Institute



Challenge



Inspire



Prepare

Recent Accomplishments



10TH ANNUAL

AP[®] District Honor Roll Recipient



2014-2015	2017-2018	2018-2019
45 students (9%)	93 Students (23%)	134 students (32%)
7 Courses Offered	8 Courses Offered	9 Courses Offered
56 Exams Taken	175 Exams Taken	223 Exams Taken
41.3% Students 3+	49.5% Students 3+	63.3% Students 3+



Challenge



Inspire



Prepare

Recent Accomplishments

- SBAC scores in math have increased from 36.6% (14-15) to 53.7% (18-19)
- SBAC scores in ELA have increased from 46.3% (14-15) to 60.8% (18-19)



Challenge



Inspire



Prepare

ELA DRG Comparison

2014-2015	2015-2016	2016-2017	2017-2018	2018-2019
Voluntown	RSD 11 (67.8)	Voluntown (69.5)	Wolcott (71.1)	Voluntown (73.2)
Wolcott	Wolcott (67.1)	Wolcott (62.2)	Voluntown (69.9)	Wolcott (71.8)
Stafford	Stafford (64.4)	North Canaan (61.8)	North Canaan (64.8)	RSD 11 (65.5)
Montville	Voluntown (64.2)	Regional School District 11 (61.5)	Plainville (63.7)	Plainville (64.8)
Griswold	Montville (60.3)	Montville (59.2)	RSD 11 (60.7)	North Canaan (63.7)
Seymour	Griswold (58.8)	Stafford (58.8)	Montville (59.5)	Montville (62.6)
Canterbury	North Canaan (58.7)	Griswold (56.3)	Canterbury (57.5)	Plymouth (7th) (60.8)
North Canaan	Plainville (58.0)	Plainville (56)	Griswold (56.7)	Canterbury (57.7)
Plainville	Enfield (56.5)	Seymour (55.8)	Stafford (54.1)	Stafford (54.5)
Sprague	Sterling (55.6)	Plymouth (10th) (55.4)	Windsor Locks (53.7)	Griswold (54.4)
RSD 11	Seymour (55.4)	Canterbury (52.6)	Seymour (53.1)	Seymour (54.3)
Enfield	Canterbury (55.1)	Enfield (50.4)	Plymouth (12th) (52)	Enfield (49.7)
East Windsor	Plymouth (13th) (55.1)	Sterling (49.6)	Enfield (50.6)	Windsor Locks (48.8)
Plymouth (14th)	Sprague (52.5)	Windsor Locks (49.2)	Sprague (49.5)	Sterling (47.1)
Thompson	East Windsor (49.1)	Thompson (44.1)	Sterling (47.7)	Thompson (39.3)
Sterling	Windsor Locks (48.5)	East Windsor (43.5)	East Windsor (45.1)	Sprague (39.2)
Windsor Locks	Thompson (35.8)	Sprague (40.4)	Thompson (41.9)	East Windsor (38.8)

Math DRG Comparison

2014-2015	2015-2016	2016-2017	2017-2018	2018-2019
Voluntown	Wolcott (57.7)	Voluntown(63.8)	Wolcott (64)	Voluntown (66.7)
Wolcott	Voluntown (56.6)	Wolcott (58.5)	Voluntown (61.4)	Wolcott (66.2)
Stafford	Stafford (51.1)	Griswold (55.7)	Griswold (56.3)	Montville (57.9)
Seymour	North Canaan (49)	Montville (51.7)	Montville (55.9)	Griswold (55.1)
Griswold	Seymour (48.4)	Plymouth (5th) (50.4)	Plainville (54.5)	Plymouth (5th) (53.7)
North Canaan	Griswold (48.2)	North Canaan (47.6)	Plymouth (6th) (53.6)	Plainville (53.4)
Canterbury	Montville (46.4)	Seymour (46)	Seymour (49)	Seymour (49.3)
Plainville	Plymouth (8th) (45.1)	Plainville (45.4)	North Canaan (46.3)	North Canaan (47.9)
Montville	Plainville (43.1)	Stafford (43.9)	Canterbury (42.1)	Stafford (45.7)
Plymouth (10th)	Enfield (39.9)	Canterbury (42.6)	Stafford (41.5)	Canterbury (45.1)
Enfield	Canterbury (38.6)	Windsor Locks (40.8)	Windsor Locks (40.5)	Windsor Locks (41.4)
Sprague	RSD 11 (37.1)	Enfield (38.6)	Enfield (36.7)	Enfield (39.5)
East Windsor	Windsor Locks (37)	Thompson (30.5)	Sprague (35.1)	RSD 11 (37.9)
Windsor Locks	Sprague (35.2)	Sprague (30.1)	RSD 11 (34.4)	Thompson (30.6)
Thompson	East Windsor (31.6)	RSD 11 (29.2)	Thompson (31.4)	Sterling (27.6)
Sterling	Sterling (27.2)	East Windsor (28)	Sterling (28.7)	Sprague (26.5)
RSD 11	Thompson (25.7)	Sterling (27.1)	East Windsor (28.2)	East Windsor (26.3)

Surrounding Towns ELA

2014-15	2015-16	2016-17	2017-2018	2018-2019	DRG
Region 10 (69.1%)	Region 10 (69.9%)	Region 10 (71.0%)	Region 10 (74.3%)	Region 10 (72.3%)	C
Southington (65.0%)	Southington (66.1%)	Southington (67.2%)	Southington (67.8%)	Southington (68.1%)	D
Watertown (57.0%)	Watertown (61.1%)	Watertown (63.2%)	Watertown (66.5%)	Watertown (64.1%)	D
Thomaston (50.2%)	Plymouth (55.1%)	Thomaston (61.3%)	Thomaston (59.3%)	Plymouth (60.8%)	F
Bristol (48.9%)	Bristol (53.7%)	Plymouth (55.5%)	Bristol (52.6%)	Thomaston (54.3%)	E
Plymouth (46.3%)	Thomaston (52.3%)	Bristol (50.9%)	Plymouth (52%)	Bristol (48.3%)	G



Challenge



Inspire



Prepare

Surrounding Towns Math

2014-15	2015-16	2016-17	2017-18	2018-19	DRG
Region 10 (59.8%)	Region 10 (58.7%)	Region 10 (67.0%)	Region 10 (65.3%)	Region 10 (69.6%)	C
Southington (56.8%)	Southington (56.7%)	Southington (59.0%)	Southington (58.2%)	Southington (62.5%)	D
Thomaston (44.9%)	Plymouth (45.1%)	Plymouth (50.4%)	Plymouth (53.6%)	Plymouth (53.7%)	F
Watertown (37.2%)	Thomaston (43.7%)	Watertown (46.5%)	Watertown (51.1%)	Watertown (52.4%)	D
Plymouth (36.6%)	Watertown (39.1%)	Thomaston (43.8%)	Thomaston (41.6%)	Thomaston (40.8%)	E
Bristol (35.0%)	Bristol (38.5%)	Bristol (39.5%)	Bristol (40.9%)	Bristol (38.3%)	G



Challenge



Inspire



Prepare

152 out of 166



Challenge



Inspire



Prepare

Effective and Efficient

- ELA and Math Scores are higher than State average by 5.1% and 5.8% respectively while we are well below average per pupil spending.
- We rank #7 in ELA and #5 in Math in our District Reference Group (DRG) for achievement while we rank #15 in spending.



Challenge



Inspire



Prepare

On-Going Efficiencies

- Facilities Study Completed and Next Steps in the Works
- Significant Health Care Increase Avoided By Moving to State 2.0 Plan
- Food Service Program - operating in the black
- District Technology Department Supports town agencies
- Transition to Business Software being used by Town
- Selected for State Security Grant



Challenge



Inspire



Prepare

Challenges We are Facing

- More than 4 out of every 10 students attending our schools are living in poverty
- Schools made 122 calls to DCF/911/211 during 18-19
- A significant number of students need additional Tier 2 and/or 3 supports to catch up to their peers.
- We budget Special Education costs based on known student needs as of November 30.
 - Special Education can be fluid between Nov 30 and end of the following school year.



Challenge

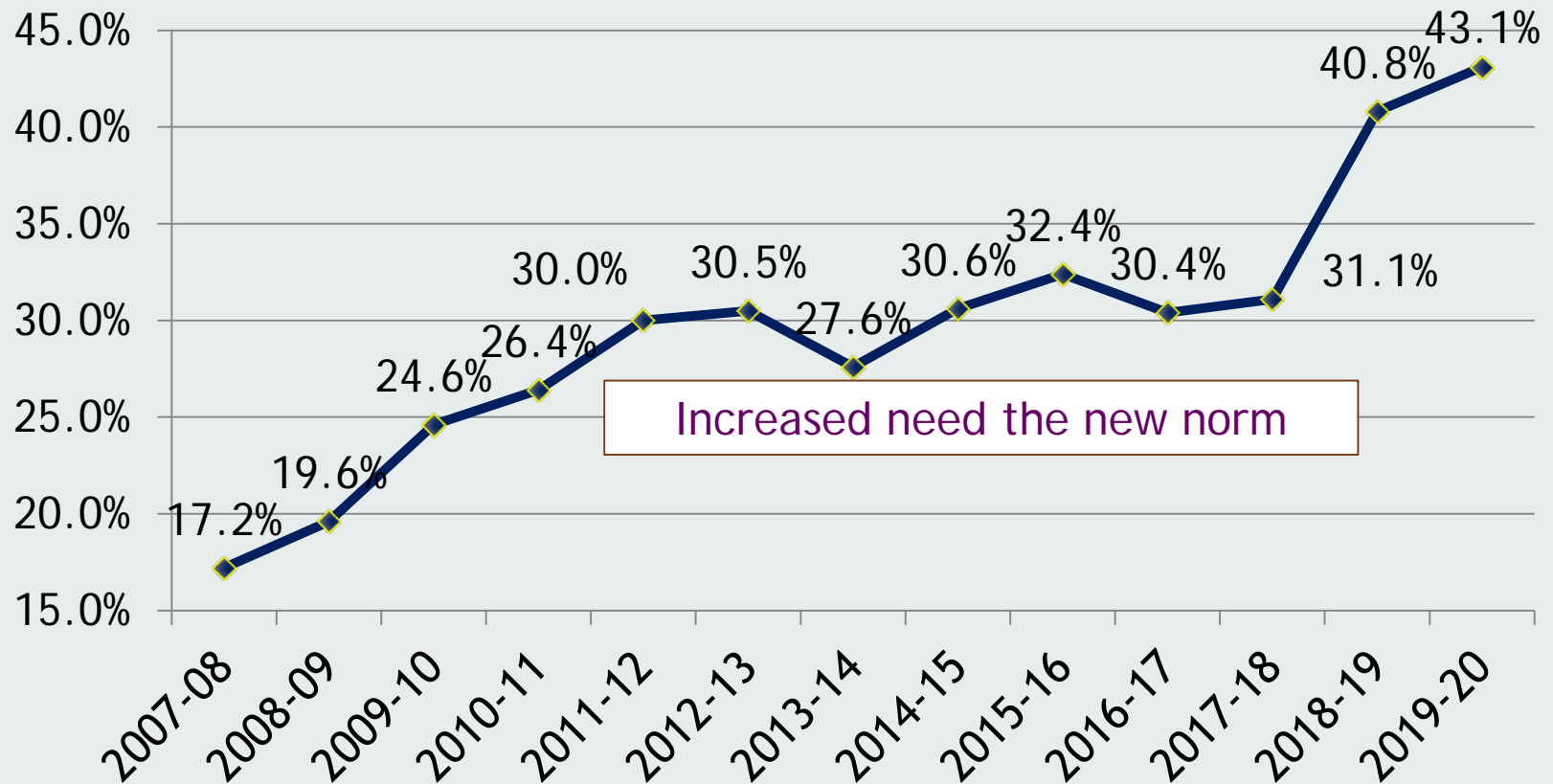


Inspire



Prepare

Percentage of Students Receiving Free or Reduced Lunch



Challenge

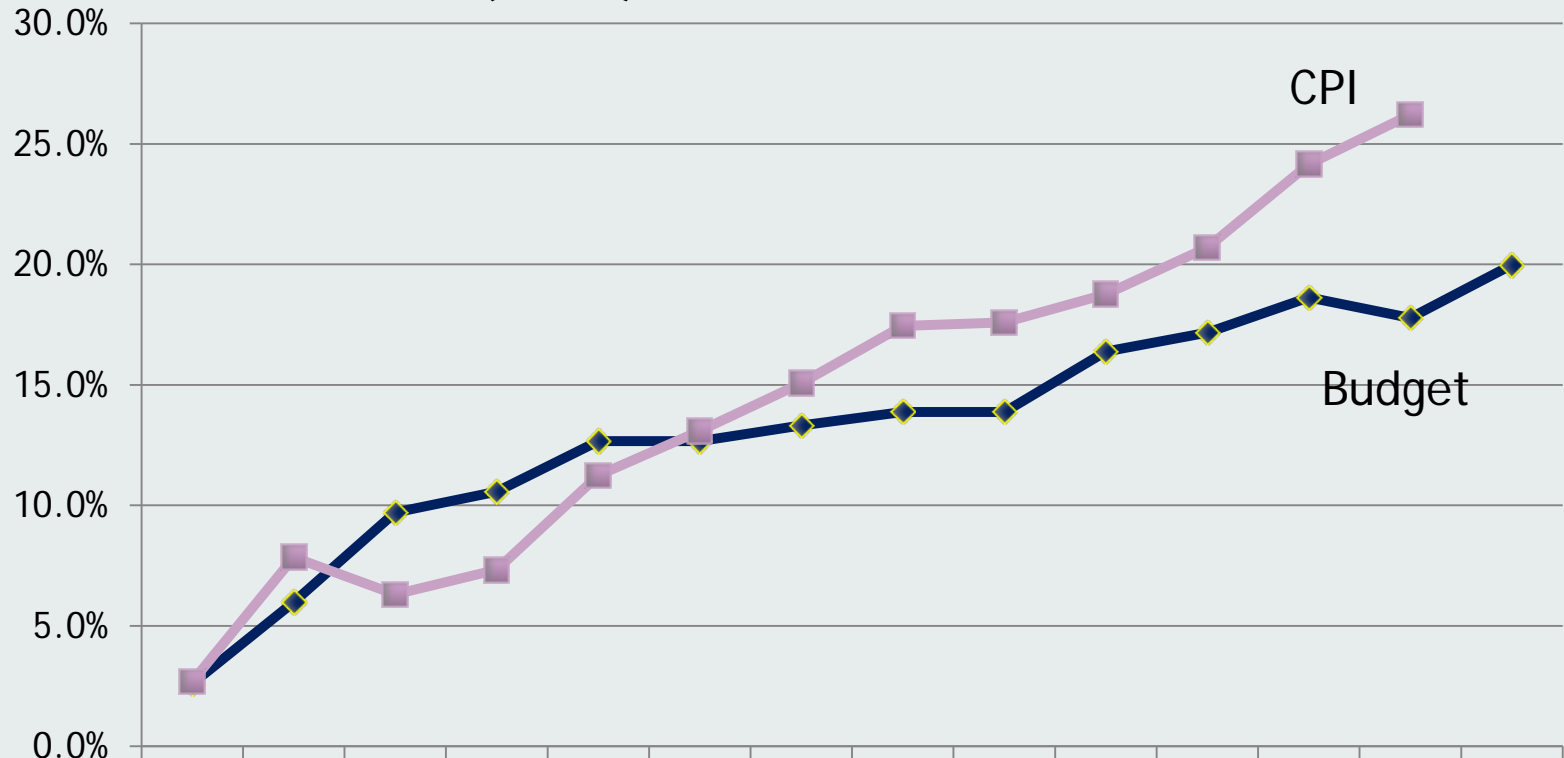


Inspire



Prepare

Cumulative Historical Increases v. Inflation (CPI)



	2006-07	2007-08	2008-09	2009-10	2010-11	2011-12	2012-13	2013-14	2014-15	2015-16	2016-17	2017-18	2018-19	2019-20
◆ Budget %	2.60%	5.99%	9.70%	10.57%	12.67%	12.67%	13.32%	13.88%	13.88%	16.39%	17.17%	18.63%	17.78%	19.98%
■ CPI %	2.69%	7.85%	6.30%	7.32%	11.24%	13.09%	15.07%	17.45%	17.59%	18.76%	20.70%	24.16%	26.21%	



Challenge



Inspire



Prepare

2020-21 Budget Priorities

- Keep Elementary Class Sizes at current level
- Provide needed academic support at FES due to persistent achievement gap
 - Math Coach
 - Academic Tutor
- Provide needed support for students in crisis
 - 0.4 Social Worker
 - Allows 1 additional day at each THS and ETJMS
- Provide tutor support at ETJMS to help with large student population



Challenge



Inspire



Prepare

Projected Class Sizes Fisher Elementary School

	Current Enrollment	Current Sections	Avg. Class Size	Projected Enrollment	Future Sections	Future Avg. Class Size
K	45	3	15.0	56	3	18.7
1	52	3	17.3	45	3	15.0
2	56	3	18.7	52	3	17.3
3	49	3	16.3	56	3	18.7
4	60	3	20.0	49	3	16.3
5	57	3	19.0	60	3	20.0



Challenge



Inspire



Prepare

Projected Class Sizes Plymouth Center School

	Current Enrollment	Current Sections	Avg. Class Size	Projected Enrollment	Future Sections	Future Avg. Class Size
K	36	2	18.0	42	2	21.0
1	44	2	22.0	36	2	18.0
2	46	3	15.3	44	3	14.7
3	27	2	13.5	46	2	23.0
4	36	2	18.0	27	2	13.5
5	48	2	24.0	36	2	18.0



Challenge



Inspire



Prepare

Notable New Equipment Items (>\$4K)

None	\$0



Challenge



Inspire



Prepare

Notable Staffing Changes

Math Coach (FES)	\$62,580
0.4 Social Worker (ETJMS / THS)	\$18,727
Tutor (HSF)	\$13,860
Tutor (ETJMS)	\$17,847



Challenge



Inspire



Prepare

Math Coach at FES

Cost ≈ \$62,580

- One-Third of all Regular Education FES students need additional Tier 2 and/or 3 support in math to close/reduce the achievement gap

The coach will:

- Coach/Support Classroom teachers to implement Tier 1
- Plan for Tiered Interventions Implemented by Tutors
- Train Tutors to Provide Interventions with Fidelity
- Provide Direct Tier 3 Support



Challenge



Inspire



Prepare

Social Worker (0.4) ETJMS/THS

Cost ≈ \$18,727

- Support the increase of acute mental health and behavioral concerns we have seen in the last 3 years
 - calls to DCF/211/911 went up 80% between 17-18 and 18-19 @ THS (see slide #24)
 - calls tripled at ETJ in the 18-19 school year from 17-18
 - current tracking shows similar numbers to last year
- Approximately 18% of our special education students are in our STAR programs across the two schools, indicating their need for a high level of social emotional support
- Increase proactive support for students
 - allow more time for tiered interventions



Challenge



Inspire



Prepare

FES - 140 day Tutor

Cost = \$13,860

- 45% of Regular Education FES Students need additional support in math and/or ELA to close/reduce the achievement gap
- Provides greater equity of tutors across elementary schools
 - 3.0@PCS for 161 students (42/tutor)
 - 4.0(5 @0.8 FTE) for 287 students (56/tutor)
- Percentage of students needing support at FES increases from grade 1 → 5
 - 56% of current 5th graders at FES started at FES
 - Title I School means higher concentration of need



Challenge



Inspire



Prepare

ETJMS - 180 day Tutor

Cost = \$17,847

- Support students in non-supported academic classes heavy in reading/writing (Science, Civics, History)
- Provide support to students in larger classes (28 and above)
 - Innovative Technology
 - Science
 - Art
- Students with IEPs who require a separate setting for testing would benefit from this tutor



Challenge



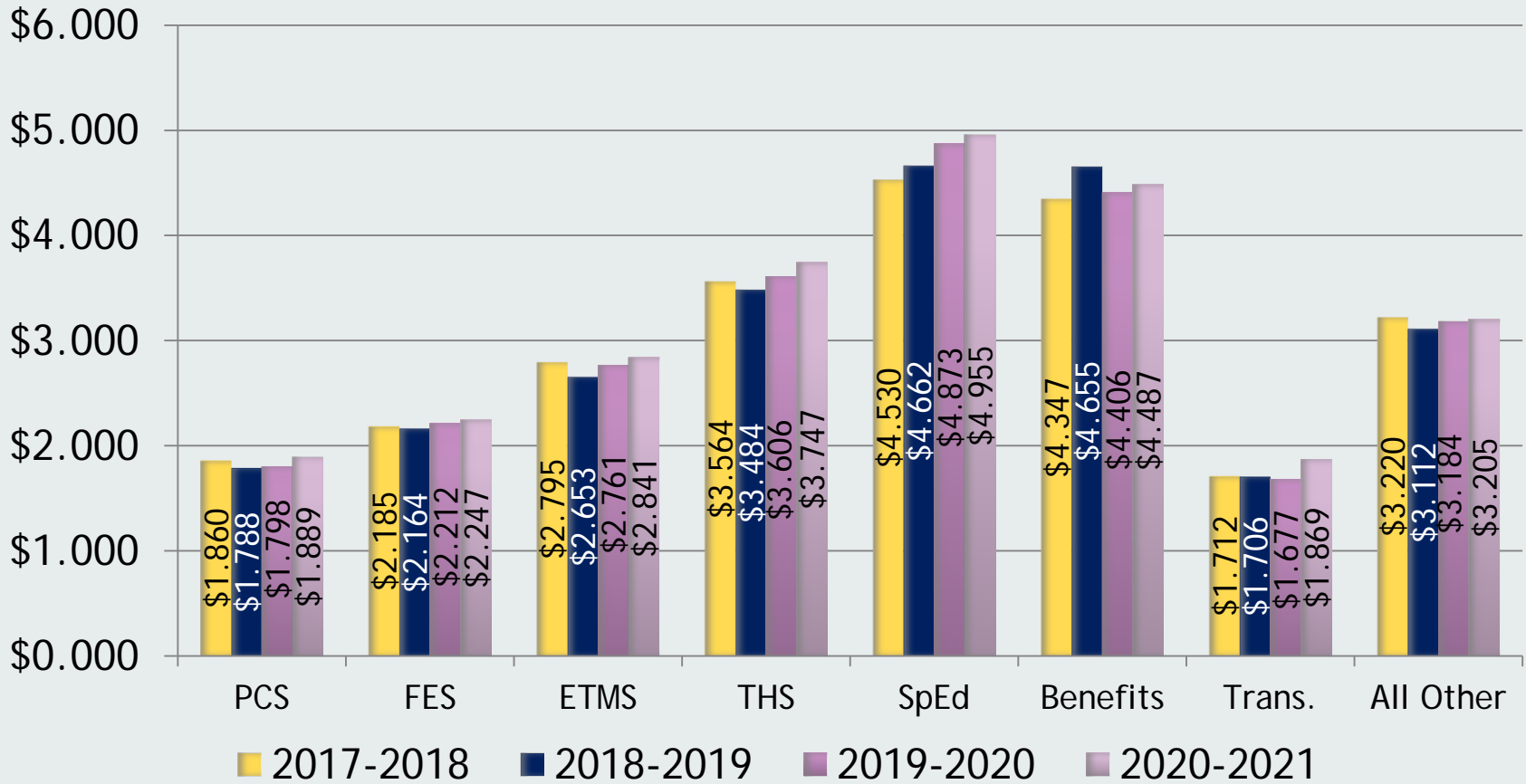
Inspire



Prepare

Expenditures by Area

\$ in Millions



Challenge



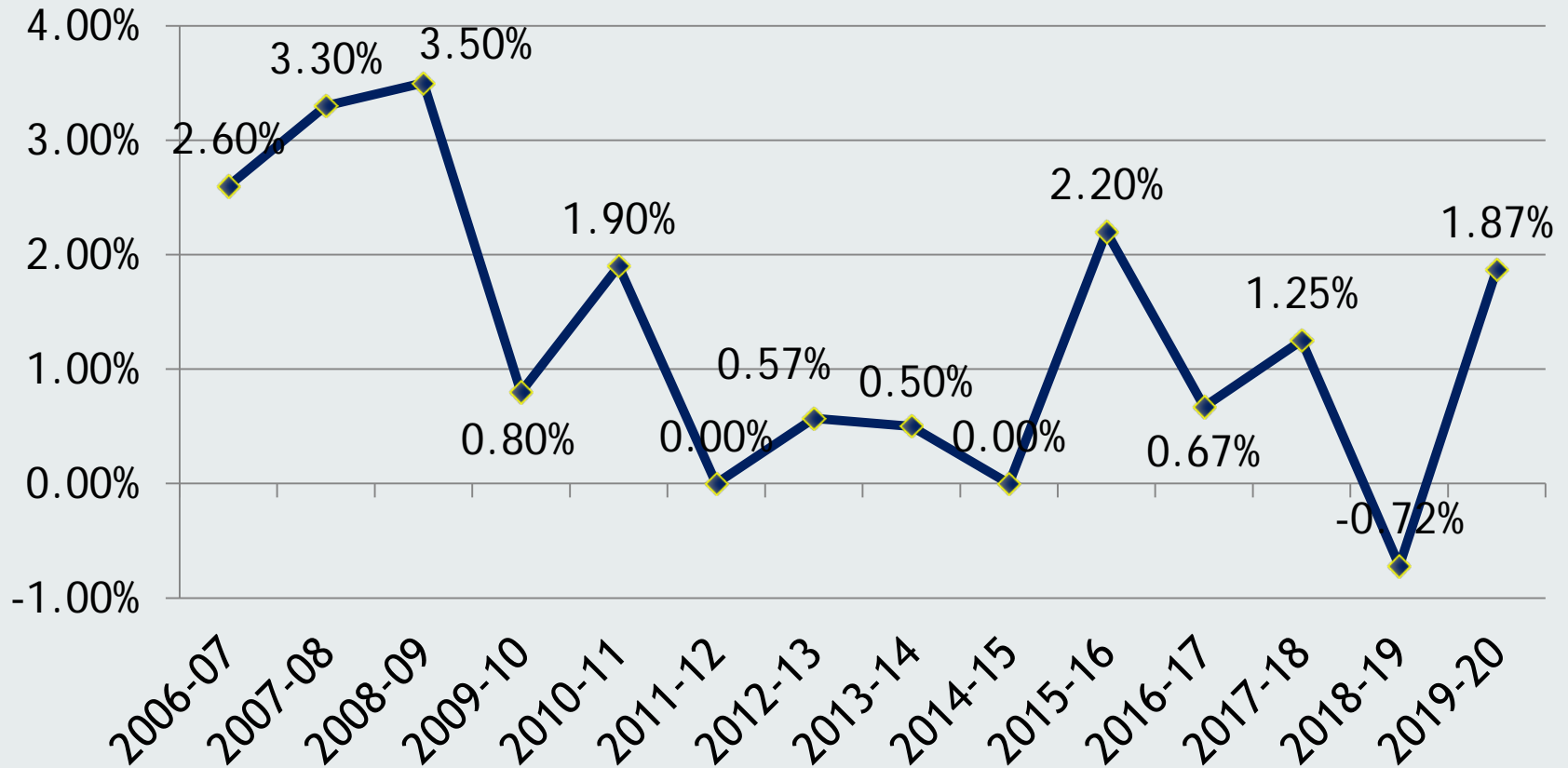
Inspire



Prepare

Historical Increases

% Increase



Challenge



Inspire



Prepare

Overall Budget Change

• 2019-2020 Budget	\$24,487,790
• 2020-2021 Request	\$25,239,850
Difference:	\$ 752,060
% Increase:	3.071%



Challenge



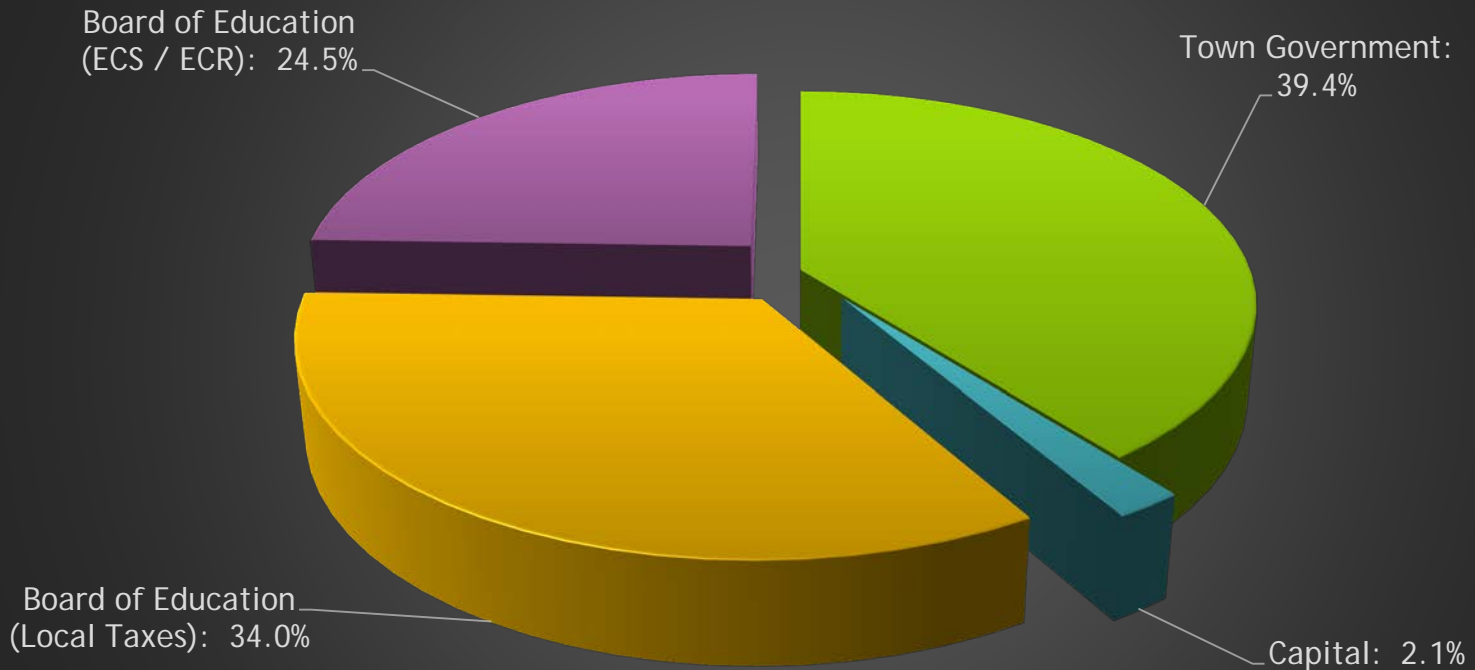
Inspire



Prepare

2019 - 2020 Town of Plymouth Expense Budget

Budget Components



Challenge



Inspire



Prepare

Summary

- The Plymouth Public Schools are both effective and efficient with the funds provided. We spend less per student than 90% of towns in CT but gains have been made in terms of student safety, academics, social emotional learning, and additional offerings to students.
- There remains a significant number of students who require additional support to catch up to their peers academically.
- Acute mental health and behavioral concerns have risen over the past 3 years.
- Without additional support the education system will likely begin to lose ground.



Challenge



Inspire



Prepare

Budget Timeline

- Budget Workshops (Jan 15, Jan 22 if needed)
- BOE meeting to adopt budget (Feb 11)
- Board of Finance presentation (TBD)
- Town Council Meeting/Referendum (TBD)



Challenge



Inspire



Prepare

Questions?



Challenge



Inspire



Prepare
