

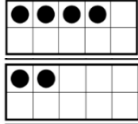
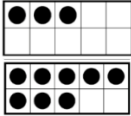

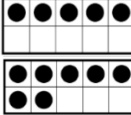
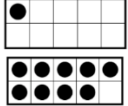

Dear Families,

As summer approaches, now is the perfect time to begin thinking about Kindergarten. Getting ready for kindergarten mathematics involves more than just practicing your numbers. Activities should focus on engaging your child in real-world opportunities that build number sense and help develop math vocabulary. The remainder of this letter is a summer calendar with suggested daily activities your child can use to practice some of the math he or she has learned this year in pre-k. Please feel free to select the activities that are appropriate for your child and summer schedule. You may want to have your child color in the activities he or she completes to track progress.

June/July/August 2022

Sunday	Monday	Tuesday	Wednesday	Thursday	Friday	Saturday
Use sidewalk chalk, paint or shaving cream to write the numbers 0 through 10.	Sort a collection of objects at home and tell how you sorted them.	Make a group of objects that is LESS than 5.	Find a rectangle in your home and trace it on a piece of paper. How many sides does it have?	Use sidewalk chalk, paint or shaving cream to write the numbers 0 through 10.	Have a family member make groups of cereal, noodles, or buttons (up to 10). Count how many are in each group.	Grab some pennies. Count how many you have. Make a set of another object that has the SAME number.
Keep track of the temperature this week. What kinds of activities can we do in the summer?	Get a piece of cereal and a bowl. Hold the cereal <u>above</u> the bowl. Then put it <u>under</u> the bowl. Then put it <u>next to</u> the bowl. Then sit it <u>in</u> the bowl.	Practice writing the numbers 1 and 2. Write each number three times.	Find some three-dimensional objects that are in the shape of a cylinder.	Find three toys and order them from lightest to heaviest.	Make a group of objects that is MORE than 4.	Collect 3 toys. Put them in order from smallest to largest.
Find 3 things in your house that are squares.	Use objects to show a set that is ONE LESS than 6.	Find five socks in your home and put them in order from shortest to longest.	Use a scale to measure your weight. Find an object in your house that is lighter than you.	Practice writing the numbers 3 and 4. Write each number three times.	Read a book about shapes. How many shapes can you name?	Play hopscotch with the numbers 1 through 10.
Use objects to build sets to 10. Match the set and numeral.	Practice writing the numbers 5 and 6. Write each number three times.	Build a tower with 9 blocks and one with 6 blocks. Which tower is taller? Which tower is shorter?	Have a family member make groups of cereal, noodles, or buttons (up to 10). Count how many are in each group.	Find 3 things in your house that are circles.	Line up 3 items. Put them in order from shortest to longest. Then put them in order from heaviest to lightest.	Practice writing the numbers 7 and 8. Write each number three times.
Use M&Ms or another item to build sets to 5. Match the set and numeral.	Hop on one foot ten times or do ten jumping jacks.	Sort different shoes in your house. Explain how you sorted them.	Use beans to make a set of 4. Then make a set of 7. Now make a set of 10. Which set has the most? The least?	Practice writing the numbers 9 and 10. Write each number three times.	Choose a toy and hold it <u>above</u> a table. Then hold it <u>under</u> the table. Then hold it <u>next to</u> the table. Then sit it <u>on</u> the table.	Sort a collection of objects (cereal, socks, silverware...). Explain how you sorted.

June/July/August 2022

Sunday	Monday	Tuesday	Wednesday	Thursday	Friday	Saturday
<p>Make a group of 3 toys. Then make a group of 5 toys. Which group has more? How do you know?</p>	<p>Use paper clips to measure the length of a book.</p>	<p>Play a card game. Who has more? Each player turns over a number card from a deck. The largest number wins.</p>	<p>What number is shown on each ten frame?</p> 	<p>Draw a garden of flowers. Count the number of flowers you drew.</p>	<p>Count out loud to 20.</p>	<p>How many different ways can you represent the number 4 in a picture?</p>
<p>Make a pattern with legos. Explain your pattern.</p>	<p>What number is shown on each ten frame?</p> 	<p>Use beans to make a set of 6. Then make a set that is MORE than 6.</p>	<p>Grab some pennies. Count how many you have.</p>	<p>Use paper clips to measure the length of 3 different socks.</p>	<p>Can you find numbers in your house, a book, newspaper, magazine or street sign? What numbers did you find?</p>	<p>Go on a shape hunt when you are in the car. How many circles, squares, and triangles can you find?</p>
<p>How many different ways can you represent the number 10 with pictures?</p>	<p>Go on a hunt for shapes and keep track of how many of each you find. Which shape did you find the most of in your home?</p>	<p>Draw a family that has MORE than 4 people.</p>	<p>Count out loud to 20.</p>	<p>Use 2 different kinds of cereal to make a pattern.</p>	<p>Find some rocks in your yard. Put them in order from smallest to largest? Which rock is last in line?</p>	<p>What is this shape? Tell someone about this shape.</p> 
<p>Use triangles, circles, and squares to draw a picture of a car.</p>	<p>What number is shown on each ten frame?</p> 	<p>Play hopscotch with the numbers 1 through 10.</p>	<p>Use M&Ms or another item to build sets to 10. Match the set and numeral.</p>	<p>Find 3 things in your house that are squares.</p>	<p>Practice writing the numbers 1, 2, and 3. Write each number two times.</p>	<p>Count aloud. See how high you can count. Can you count to 20?</p>
<p>Practice writing the numbers 4 and 5. Write each number two times.</p>	<p>Find a book at the library about shapes. Read it together with your family.</p>	<p>Pick 2 toys and tell how they are alike. Then tell how they are different.</p>	<p>Get a stuffed animal. Find 2 things in your house that is heavier than your animal.</p>	<p>What number is shown on each ten frame?</p> 	<p>Find 3 things in your house that are triangles.</p>	<p>Practice writing the numbers 6, 7, and 8. Write each number two times.</p>
<p>Measure the length of different size straws using paper clips.</p>	<p>Sing a counting song. How high can you count?</p>	<p>What number is shown on each ten frame?</p> 	<p>Use M&Ms or another item to build sets to 10. Match the set and numeral.</p>	<p>Sort a group of silverware and then help put it away.</p>	<p>Practice writing the numbers 9 and 10. Write each number two times.</p>	<p>Great Job working on your calendar! Get ready to start Kindergarten!</p>