

LEA Name : Governor Mifflin SD
Address : 10 South Waverly Street
Shillington , PA 19607

County : Berks
AUN Number : 114063003
LEA Type : SD



Annual Financial Report Accuracy Certification Statement

For Fiscal Year Ending
6/30/2019

Pennsylvania Department of Education
&
Office of Comptroller Operations

PDE-2056: Intermediate Unit
PDE-2057: School District, AVTS/CTC, Charter School,
and Special Program Jointure

CERTIFICATION: By signing this page I agree that the electronic data submitted is a complete and accurate statement of the financial operations and status of the local education agency for the fiscal year. It has been prepared in accordance with generally accepted accounting principles and established Commonwealth of PA reporting guidelines.

 _____ Chief School Administrator Signature	<u>11-19-19</u> _____ Date
 _____ Board Secretary Signature	<u>11-19-19</u> _____ Date

DIANE J RICHARDS

Contact Person

diane.richards@gmsd.org

Contact Person E-mail Address

(610)775-1461

Ext :1108

Contact Person Telephone Number

(610)775-6586

Contact Person Fax Number

Audit Certification
Annual Financial Report:
For Fiscal Year Ending **6/30/2019**
(Pursuant to PA School Code Section 218(b))

LEA Name : Governor Mifflin SD
AUN Number : 114063003
County : Berks

Audit Certification Due: 12/31/2019

This certification is applicable to the Annual Financial Report data submitted through the Consolidated Financial Reporting System on: 11-19-19
Date

Auditing Firm:
HERBEIN + COMPANY, INC

CERTIFICATION: By signing this page I agree that the financial statements of the school have been properly audited as noted above pursuant to Article XXIV, and in the auditor's professional opinion, the Annual Financial Report (PDE-2057) submitted on the date referenced is materially consistent with the audited financial statements.


Chief School Administrator



Signature

11-19-19
Date

Board Secretary



Signature

11-19-19
Date

DIANE J RICHARDS

Contact Person

diane.richards@gmsd.org

Contact Person E-mail Address

(610)775-1461

Ext :1108

Contact Person Telephone Number

(610)775-6586

Contact Person Fax Number

Amounts Expressed in Whole Dollars	<u>General Fund</u> <u>(10)</u>	<u>Public Purpose Trust</u> <u>(27)</u>	<u>Other Compt Approved</u> <u>(28)</u>	<u>Athletic / Activity</u> <u>(29)</u>	<u>Capital Reserve (690.</u> <u>1850)</u> <u>(31)</u>
Assets And Deferred Outflows Of Resources					
Assets					
0100 Cash and Cash Equivalents	13,859,858				
0110 Investments					
0120 Taxes Receivable	1,674,370				
0130 Due From Other Funds	1,313				
0141 Due From Other Governments	3,157,547				
0142 State Revenue Receivable					
0143 Federal Revenue Receivable					
0145 Other Intergovernmental Revenue Receivable					
0146 Due from Primary Government					
0147 Due from Component Unit					
0150 Other Receivables	60,694				
0170 Inventories					
0180 Prepaid Expenses (Expenditures)	32,020				
0190 Other Current Assets					
Total Assets	\$18,785,802				
0910 Deferred Outflows of Resources					
Total Assets And Deferred Outflows Of Resources	\$18,785,802				

Amounts Expressed in Whole Dollars	<u>Capital Reserve (1431)</u> <u>(32)</u>	<u>Other Capital Projects</u> <u>Fund</u> <u>(39)</u>	<u>Debt Service</u> <u>(40)</u>	<u>Permanent</u> <u>(90)</u>	<u>Total Governmental</u> <u>Funds</u>
Assets And Deferred Outflows Of Resources					
Assets					
0100 Cash and Cash Equivalents					22,049,933
0110 Investments					
0120 Taxes Receivable					1,674,370
0130 Due From Other Funds	1,092,292				1,093,605
0141 Due From Other Governments					3,157,547
0142 State Revenue Receivable					
0143 Federal Revenue Receivable					
0145 Other Intergovernmental Revenue Receivable					
0146 Due from Primary Government					
0147 Due from Component Unit					
0150 Other Receivables					60,694
0170 Inventories					
0180 Prepaid Expenses (Expenditures)					32,020
0190 Other Current Assets					
Total Assets	\$9,282,367				\$28,068,169
0910 Deferred Outflows of Resources					
Total Assets And Deferred Outflows Of Resources	\$9,282,367				\$28,068,169

Amounts Expressed in Whole Dollars

<u>General Fund</u>	<u>Public Purpose Trust</u>	<u>Other Compt Approved</u>	<u>Athletic / Activity</u>	<u>Capital Reserve (690.</u>
<u>(10)</u>	<u>(27)</u>	<u>(28)</u>	<u>(29)</u>	<u>1850)</u>
				<u>(31)</u>

Liabilities And Deferred Inflows Of Resources And Fund Balances

Liabilities

0400 Due to Other Funds	1,108,032
0411 Due to Other Governments	
0412 Due to Primary Government	
0413 Due to Component Unit	
0420 Accounts Payable	1,589,553
0430 Contracts Payable	
0440 Current Portion of Long-Term Debt	
0450 Short-Term Payables	
0461 Accrued Salaries and Benefits	7,760,928
0462 Payroll Deductions and Withholding	
0480 Unearned Revenues	58,652
0490 Other Current Liabilities	

Total Liabilities **\$10,517,165**

0950 Deferred Inflows of Resources	1,180,561
------------------------------------	-----------

Fund Balances

0810 Nonspendable Fund Balance	32,020
0820 Restricted Fund Balance	
0830 Committed Fund Balance	1,250,000
0840 Assigned Fund Balance	656,835
0850 Unassigned Fund Balance	5,149,221

Total Fund Balances **\$7,088,076**

Total Liabilities, Deferred Inflows Of Resources And Fund Balances **\$18,785,802**

Amounts Expressed in Whole Dollars	<u>Capital Reserve (1431)</u> <u>(32)</u>	<u>Other Capital Projects</u> <u>Fund</u> <u>(39)</u>	<u>Debt Service</u> <u>(40)</u>	<u>Permanent</u> <u>(90)</u>	<u>Total Governmental</u> <u>Funds</u>
Liabilities And Deferred Inflows Of Resources And Fund Balances					
Liabilities					
0400 Due to Other Funds					1,108,032
0411 Due to Other Governments					
0412 Due to Primary Government					
0413 Due to Component Unit					
0420 Accounts Payable	24,948				1,614,501
0430 Contracts Payable					
0440 Current Portion of Long-Term Debt					
0450 Short-Term Payables					
0461 Accrued Salaries and Benefits					7,760,928
0462 Payroll Deductions and Withholding					
0480 Unearned Revenues					58,652
0490 Other Current Liabilities					
Total Liabilities	\$24,948				\$10,542,113
0950 Deferred Inflows of Resources					1,180,561
Fund Balances					
0810 Nonspendable Fund Balance					32,020
0820 Restricted Fund Balance	9,257,419				9,257,419
0830 Committed Fund Balance					1,250,000
0840 Assigned Fund Balance					656,835
0850 Unassigned Fund Balance					5,149,221
Total Fund Balances	\$9,257,419				\$16,345,495
Total Liabilities, Deferred Inflows Of Resources And Fund Balances	\$9,282,367				\$28,068,169

Amounts Expressed in Whole Dollars	<u>General Fund</u> <u>(10)</u>	<u>Public Purpose Trust</u> <u>(27)</u>	<u>Other Compt Approved</u> <u>(28)</u>	<u>Athletic / Activity</u> <u>(29)</u>	<u>Capital Reserve (690.</u> <u>1850)</u> <u>(31)</u>
Revenues					
6000 Revenue from Local Sources	51,464,598				
7000 Revenue from State Sources	18,520,569				
8000 Revenue from Federal Sources	1,052,991				
Total Revenues	\$71,038,158				
Expenditures					
1000 Instruction	42,047,260				
2000 Support Services	19,870,672				
3000 Operation of Non-Instructional Services	1,807,963				
4000 Facilities Acquisition, Construction and Improvement Services	62,102				
5110 Debt Service					
5130 Refund of Prior Year Revenues / Receipts	1,631				
Total Expenditures	\$63,789,628				
Excess (Deficiency) Of Revenues Over Expenditures	\$7,248,530				
Other Financing Sources (Uses)					
9110 Face Value of Bonds Issued					
9120 Proceeds from Refunding of Bonds					
9130 Bond Premiums					
9200 Proceeds from Extended-Term Financing					
9300 Interfund Transfers - IN	16,778				
9400 Sale of or Compensation for Loss of Fixed Assets	11,110				
9710 Transfers from Component Units					
9720 Transfers from Primary Governments					
9910 Other Financing Sources Not Listed in the 9000 Series					
9990 Insurance Recoveries					
5120 Debt Service – Refunded Bonds					
5150 Bond Discounts					
5200 Interfund Transfers – Out	7,276,416				
5300 Transfers Out to Component Units/Primary Governments					
Total Other Financing Sources (Uses)	(\$7,248,528)				

Amounts Expressed in Whole Dollars	<u>Capital Reserve (1431)</u> <u>(32)</u>	<u>Other Capital Projects</u> <u>Fund</u> <u>(39)</u>	<u>Debt Service</u> <u>(40)</u>	<u>Permanent</u> <u>(90)</u>	<u>Total Governmental</u> <u>Funds</u>
Revenues					
6000 Revenue from Local Sources	156,267				51,620,865
7000 Revenue from State Sources					18,520,569
8000 Revenue from Federal Sources					1,052,991
Total Revenues	\$156,267				\$71,194,425
Expenditures					
1000 Instruction					42,047,260
2000 Support Services	328,857				20,199,529
3000 Operation of Non-Instructional Services					1,807,963
4000 Facilities Acquisition, Construction and Improvement Services	9,816				71,918
5110 Debt Service			6,184,125		6,184,125
5130 Refund of Prior Year Revenues / Receipts					1,631
Total Expenditures	\$338,673		\$6,184,125		\$70,312,426
Excess (Deficiency) Of Revenues Over Expenditures	(\$182,406)		(\$6,184,125)		\$881,999
Other Financing Sources (Uses)					
9110 Face Value of Bonds Issued					
9120 Proceeds from Refunding of Bonds					
9130 Bond Premiums					
9200 Proceeds from Extended-Term Financing					
9300 Interfund Transfers - IN	1,092,292		6,184,125		7,293,195
9400 Sale of or Compensation for Loss of Fixed Assets					11,110
9710 Transfers from Component Units					
9720 Transfers from Primary Governments					
9910 Other Financing Sources Not Listed in the 9000 Series					
9990 Insurance Recoveries					
5120 Debt Service – Refunded Bonds					
5150 Bond Discounts					
5200 Interfund Transfers – Out					7,276,416
5300 Transfers Out to Component Units/Primary Governments					
Total Other Financing Sources (Uses)	\$1,092,292		\$6,184,125		\$27,889

Amounts Expressed in Whole Dollars	<u>General Fund</u> <u>(10)</u>	<u>Public Purpose Trust</u> <u>(27)</u>	<u>Other Compt Approved</u> <u>(28)</u>	<u>Athletic / Activity</u> <u>(29)</u>	<u>Capital Reserve</u> <u>(690.</u> <u>1850)</u> <u>(31)</u>
Special And Extraordinary Items					
9920 Special Items – Gains					
9930 Extraordinary Items – Gains					
5520 Special Items – Losses					
5530 Extraordinary Items – Losses					
Net Change In Fund Balances	\$2				
Fund Balance					
0001 Fund Balance - Beginning of Fiscal Year	7,088,076				
Fund Balance - End Of Year	\$7,088,078				

Amounts Expressed in Whole Dollars	<u>Capital Reserve (1431)</u> <u>(32)</u>	<u>Other Capital Projects</u> <u>Fund</u> <u>(39)</u>	<u>Debt Service</u> <u>(40)</u>	<u>Permanent</u> <u>(90)</u>	<u>Total Governmental</u> <u>Funds</u>
Special And Extraordinary Items					
9920 Special Items – Gains					
9930 Extraordinary Items – Gains					
5520 Special Items – Losses					
5530 Extraordinary Items – Losses					
Net Change In Fund Balances	\$909,886				\$909,888
Fund Balance					
0001 Fund Balance - Beginning of Fiscal Year	8,347,533				15,435,609
Fund Balance - End Of Year	\$9,257,419				\$16,345,497

Amounts Expressed in Whole Dollars	<u>Food Service</u> <u>(51)</u>	<u>Child Care</u> <u>Operations</u> <u>(52)</u>	<u>Other Enterprise</u> <u>(58)</u>	<u>TOTAL</u>	<u>Internal Service</u> <u>(60)</u>
Assets And Deferred Outflows Of Resources					
Current Assets					
0100 Cash and Cash Equivalents	501,641			501,641	
0110 Investments					
0130 Due From Other Funds	14,427			14,427	
0141 Due From Other Governments	10,622			10,622	
0142 State Revenue Receivable					
0143 Federal Revenue Receivable					
0146 Due from Primary Government					
0147 Due from Component Unit					
0150 Other Receivables	651			651	
0170 Inventories	40,622			40,622	
0180 Prepaid Expenses (Expenditures)					
0190 Other Current Assets					
Total Current Assets	\$567,963			\$567,963	
Noncurrent Assets					
0211 Land					
0212 Site Improvements (Net)					
0220 Buildings and Building Improvements (Net)					
0230 Machinery, Equipment and Furniture (Net)	210,476			210,476	
0250 Construction in Progress					
0260 Long Term Prepayments					
0290 Other Noncurrent Assets					
Total Noncurrent Assets	\$210,476			\$210,476	
0910 Deferred Outflows of Resources	372,520			372,520	
Total Assets And Deferred Outflows Of Resources	\$1,150,959			\$1,150,959	

Amounts Expressed in Whole Dollars	<u>Food Service</u> <u>(51)</u>	<u>Child Care</u> <u>Operations</u> <u>(52)</u>	<u>Other Enterprise</u> <u>(58)</u>	<u>TOTAL</u>	<u>Internal Service</u> <u>(60)</u>
Liabilities And Deferred Inflows Of Resources And Net Position					
Current Liabilities					
0400 Due to Other Funds					
0411 Due to Other Governments					
0413 Due to Component Unit					
0420 Accounts Payable	4,016			4,016	
0430 Contracts Payable					
0440 Current Portion of Long-Term Debt					
0450 Short-Term Payables					
0461 Accrued Salaries and Benefits	2,710			2,710	
0462 Payroll Deductions and Withholding					
0480 Unearned Revenues	47,977			47,977	
0490 Other Current Liabilities					
Total Current Liabilities	\$54,703			\$54,703	
Noncurrent Liabilities					
0510 Bonds Payable					
0520 Extended-Term Financing Agreements Payable					
0530 Lease-Purchase Obligations					
0540 Accumulated Compensated Absences					
0550 Authority Lease Obligations					
0560 Other Post-Employment Benefits (OPEB)	246,211			246,211	
0570 Net Pension Liability	2,429,053			2,429,053	
0599 Other Noncurrent Liabilities					
Total Noncurrent Liabilities	\$2,675,264			\$2,675,264	
Total Liabilities	\$2,729,967			\$2,729,967	
0950 Deferred Inflows of Resources	334,675			334,675	
Net Position					
0791 Net Investment in Capital Assets	210,476			210,476	
0008 Restricted Net Position (0792 – 0798)					
0799 Unrestricted Net Position	(2,124,159)			(2,124,159)	
Total Net Position	(\$1,913,683)			(\$1,913,683)	
Total Liabilities And Deferred Inflows Of Resources And Net Position	\$1,150,959			\$1,150,959	

Amounts Expressed in Whole Dollars	<u>Food Service</u> <u>(51)</u>	<u>Child Care Operations</u> <u>(52)</u>	<u>Other Enterprise</u> <u>(58)</u>	<u>TOTAL</u>	<u>Internal Service</u> <u>(60)</u>
Operating Revenues					
6600 Food Service Revenue	960,451			960,451	
0071 Charges for Services					
0072 Other Operating Revenue					
Total Operating Revenues	\$960,451			\$960,451	
Operating Expenses					
100 Personnel Services – Salaries	691,147			691,147	
200 Personnel Services – Employee Benefits	360,036			360,036	
300 Purchased Professional and Technical Services	6,518			6,518	
400 Purchased Property Services	30,934			30,934	
500 Other Purchased Services	2,513			2,513	
600 Supplies	1,186,841			1,186,841	
740 Depreciation	26,429			26,429	
810 Dues and Fees					
890 Miscellaneous Expenditures	1,135			1,135	
Total Operating Expenses	\$2,305,553			\$2,305,553	
Operating Income (Loss)	(\$1,345,102)			(\$1,345,102)	
Non Operating Revenues (Expenses)					
6500 Earnings on Investments	2,053			2,053	
6920 Contributions and Donations from Private Sources					
6930 Gains or Losses on Sale of Fixed Assets					
6991 Refunds of a Prior Year Expenditure					
7000 Revenue from State Sources	208,711			208,711	
8000 Revenue from Federal Sources	1,319,674			1,319,674	
9990 Insurance Recoveries					
820 Claims and Judgments Against the LEA					
830 Interest					
TOTAL Non Operating Revenues (Expenses)	\$1,530,438			\$1,530,438	
Income (Loss) Before Contributions And Transfers	\$185,336			\$185,336	

Amounts Expressed in Whole Dollars	<u>Food Service</u> <u>(51)</u>	<u>Child Care Operations</u> <u>(52)</u>	<u>Other Enterprise</u> <u>(58)</u>	<u>TOTAL</u>	<u>Internal Service</u> <u>(60)</u>
Contributions, Transfers, and Special and Extraordinary Items					
5200 Interfund Transfers – Out	16,778			16,778	
5300 Transfers Out to Component Units/Primary Governments					
5520 Special Items – Losses					
5530 Extraordinary Items – Losses					
9300 Interfund Transfers - IN					
9500 Capital Contributions					
9700 Transfers IN From Component Units/Primary Governments					
9920 Special Items – Gains					
9930 Extraordinary Items – Gains					
Change In Net Position	\$168,558			\$168,558	
0002 Net Position - Beginning of Fiscal Year	(2,082,241)			(2,082,241)	
0003 Accounting Changes / Residual Equity Transfers					
Net Position - End Of Year	(\$1,913,683)			(\$1,913,683)	

Amounts Expressed in Whole Dollars	<u>Food Service</u> <u>(51)</u>	<u>Child Care Operations</u> <u>(52)</u>	<u>Other Enterprise</u> <u>(58)</u>	<u>TOTAL</u>	<u>Internal Service(60)</u>
Cash Flows From Operating Activities					
0011 Cash Receipts From Users	951,449			951,449	
0012 Cash Receipts From Assessments Made to Other Funds					
0013 Cash Receipts From Earnings on Investments					
0014 Cash Receipts From Other Operating Revenue					
0015 Cash Payments To Employees For Services	1,101,861			1,101,861	
0016 Cash Payments For Insurance Claims					
0017 Cash Payments To Suppliers For Goods and Services	1,076,962			1,076,962	
0018 Cash Payments For Other Operating Expenses					
Net Cash Provided By (Used For) Operating Activities	(\$1,227,374)			(\$1,227,374)	
Cash Flows From Non-Capital Financing Activities					
0021 Receipts From Local Sources - 6000					
0022 Receipts From State Sources - 7000	210,438			210,438	
0023 Receipts From Federal Sources -8000	1,191,034			1,191,034	
0024 Notes and Loans Received (Repaid)					
0025 Interest Paid on Notes/Loans - 5100-830					
0026 Operating Transfers In (Out)/Residual Equity Trans	(16,778)			(16,778)	
0027 Operating Transfers In (Out) Primary Government / Comp Unit					
0028 Receipts From Refund of Prior Year Expenditures - 6991					
0029 Special and Extraordinary Gains (losses)					
0030 Receipts from Insurance Recoveries -9990					
Net Cash Prov By (Used for) Non-Capital Financing Activities	\$1,384,694			\$1,384,694	
Cash Flows From Capital and Related Financing Activities					
0031 Payments For Fac Acq, Const, and Imp - 4000	(44,087)			(44,087)	
0032 Gain / (Loss) on Sale of Fixed Assets - 6930					
0033 Proceeds From Extended Term Financing - 9200					
0034 Principal Paid on Financing Agreements					
0035 Interest Paid on Financing Agreements - 5100-830					
0036 (Inc) Dec in Contributed Capital					
Net Cash Prov By (Used for) Capital and Related Financing Activities	(\$44,087)			(\$44,087)	
Cash Flows From Investing Activities					
0041 Earnings on Investments - 6500	2,053			2,053	
0042 Purchase of Inv Securities / Deposits to Inv Pools					
0043 Receipts From Investment Pool Withdrawals					
0044 Proceeds from Sale and Maturity of Inv Securities					

LEA : 114063003 Governor Mifflin SD

Printed 11/19/2019 7:31:20 AM

0045 Loans Received (Paid)

Net Cash Prov By (Used for) Investing Activities	\$2,053	\$2,053
---	----------------	----------------

	<u>Food Service</u> <u>(51)</u>	<u>Child Care Operations</u> <u>(52)</u>	<u>Other Enterprise</u> <u>(58)</u>	<u>TOTAL</u>	<u>Internal Service</u> <u>(60)</u>
Net Increase (Decrease) in Cash Flows	115,286			115,286	
0004 Cash and Cash Equivalents Beginning of Year	386,355			386,355	
Cash and Cash Equivalents at Year End	\$501,641			\$501,641	

Reconciliation of Operating Income (Loss) To Net Cash Provided by (Used For) Operating Activities

0005 Operating Income (Loss) per REP	(1,345,102)			(1,345,102)	
Adjustments					
0051 Depreciation and Net Amortization	26,429			26,429	
0052 Provision for Uncollectible Accounts					
0053 Other Adjustments	152,020			152,020	
Effect of Changes in Assets, Liabilities, Deferred Outflows and Deferred Inflows					
0054 (Inc) Dec In Accounts Receivable (0120-0150)	(10,859)			(10,859)	
0055 Advances to Other Funds (0160)					
0056 (Inc) Dec in Inventories (0170)	(4,548)			(4,548)	
0057 (Inc) Dec in Prepaid Expenses (0180)					
0058 (Inc) Dec in Other Current or Noncurrent Assets					
0064 Deferred Outflows (0910)	86,332			86,332	
0059 Inc (Dec) in Accounts Payable (0400-0450)	2,194			2,194	
0060 Inc (Dec) in Accrued Salaries/Benefits (0461)	(19)			(19)	
0065 Inc (Dec) in Net Pension Liabilities (0570)	(248,724)			(248,724)	
0066 Inc (Dec) in Other Postemp Benefit Oblig (0560)	3,078			3,078	
0061 Inc (Dec) in Payroll Deductions/Withholding (0462)					
0062 Inc (Dec) in Unearned Revenue (0480)	3,170			3,170	
0063 Inc (Dec) in Other Current or Noncurrent Liabilities					
0067 Deferred Inflows (0950)	108,655			108,655	
Total Adjustments	\$117,728			\$117,728	
Cash Provided By (Used for) Total	(\$1,227,374)			(\$1,227,374)	

COMBINED STATEMENT OF CASH FLOWS
SCHEDULE OF NONCASH INVESTING, CAPITAL, AND FINANCING ACTIVITIES

Explanation of Transaction and Balance Sheet Effect	Amount
Total	

LEA : 114063003 Governor Mifflin SD

Printed 11/19/2019 7:31:22 AM

Amounts Expressed in Whole Dollars

	<u>Private Purpose Trust</u> (71)	<u>Investment Trust</u> (72)	<u>Pension Trust</u> (73)	<u>Activity</u> (81)
Assets And Deferred Outflows Of Resources				
Assets				
0100 Cash and Cash Equivalents	47,109			264,666
0110 Investments				
0130 Due From Other Funds				
0147 Due from Component Unit				
0150 Other Receivables				
0170 Inventories				
0180 Prepaid Expenses (Expenditures)				
0190 Other Current Assets				
0220 Buildings and Building Improvements (Net)				
0230 Machinery, Equipment and Furniture (Net)				
Total Assets	\$47,109			\$264,666
0910 Deferred Outflows of Resources				
Total Assets And Deferred Outflows Of Resources	\$47,109			\$264,666

LEA : 114063003 Governor Mifflin SD

Printed 11/19/2019 7:31:22 AM

Amounts Expressed in Whole Dollars	<u>Other Agency</u> <u>(89)</u>	<u>Discrete Component Units</u> <u>(98)</u>	<u>Discrete Component Units</u> <u>(99)</u>	<u>Total Fiduciary Funds</u>
Assets And Deferred Outflows Of Resources				
Assets				
0100 Cash and Cash Equivalents				311,775
0110 Investments				
0130 Due From Other Funds				
0147 Due from Component Unit				
0150 Other Receivables				
0170 Inventories				
0180 Prepaid Expenses (Expenditures)				
0190 Other Current Assets				
0220 Buildings and Building Improvements (Net)				
0230 Machinery, Equipment and Furniture (Net)				
Total Assets				\$311,775
0910 Deferred Outflows of Resources				
Total Assets And Deferred Outflows Of Resources				\$311,775

LEA : 114063003 Governor Mifflin SD

Printed 11/19/2019 7:31:22 AM

Amounts Expressed in Whole Dollars	<u>Private Purpose Trust</u> (71)	<u>Investment Trust</u> (72)	<u>Pension Trust</u> (73)	<u>Activity</u> (81)
Liabilities, Deferred Inflows Of Resources And Net Position				
Liabilities				
0400 Due to Other Funds				
0411 Due to Other Governments				
0412 Due to Primary Government				
0413 Due to Component Unit				
0420 Accounts Payable				
0430 Contracts Payable				
0450 Short-Term Payables				
0461 Accrued Salaries and Benefits				
0462 Payroll Deductions and Withholding				
0480 Unearned Revenues				
0490 Other Current Liabilities				264,666
Total Liabilities				\$264,666
0950 Deferred Inflows of Resources				
Net Position				
0791 Net Investment in Capital Assets				
0009 Restricted Net Position (0792 – 0798)	47,109			
0799 Unrestricted Net Position				
Total Net Position	\$47,109			
Total Liabilities, Deferred Inflows Of Resources And Net Position	\$47,109			\$264,666

LEA : 114063003 Governor Mifflin SD

Printed 11/19/2019 7:31:22 AM

Amounts Expressed in Whole Dollars	<u>Other Agency</u> (89)	<u>Discrete Component Units</u> (98)	<u>Discrete Component Units</u> (99)	<u>Total Fiduciary Funds</u>
Liabilities, Deferred Inflows Of Resources And Net Position				
Liabilities				
0400 Due to Other Funds				
0411 Due to Other Governments				
0412 Due to Primary Government				
0413 Due to Component Unit				
0420 Accounts Payable				
0430 Contracts Payable				
0450 Short-Term Payables				
0461 Accrued Salaries and Benefits				
0462 Payroll Deductions and Withholding				
0480 Unearned Revenues				
0490 Other Current Liabilities				264,666
Total Liabilities				\$264,666
0950 Deferred Inflows of Resources				
Net Position				
0791 Net Investment in Capital Assets				
0009 Restricted Net Position (0792 – 0798)				47,109
0799 Unrestricted Net Position				
Total Net Position				\$47,109
Total Liabilities, Deferred Inflows Of Resources And Net Position				\$311,775

Amounts Expressed in Whole Dollars	<u>Private Purpose Trust</u> (71)	<u>Investment Trust</u> (72)	<u>Pension Trust</u> (73)	<u>Discrete Component</u> <u>Units</u> (98)	<u>Discrete Component</u> <u>Units</u> (99)	<u>Total Fiduciary</u> <u>Funds</u>
Additions						
0091 Gifts and Contributions						
0092 Other Additions	1,388					1,388
Deductions						
0093 Scholarships Awarded	2,500					2,500
0094 Other Deductions						
Change In Net Position	(\$1,112)					(\$1,112)
0006 Net Position – Beginning of Fiscal Year	48,221					48,221
0007 Net Position Held in Trust for Pension Benefits						
Net Position - End of Fiscal Year	\$47,109					\$47,109

	<u>Revenue Reported In Current Year</u>	<u>Current Year Tax Accrual</u>	<u>Prior Year Tax Accrual</u>	<u>Taxes Collected In Current Year</u>
<u>Revenue from Local Sources</u>				
6111 Current Real Estate Taxes	42,568,446.31			42,568,446.31
6112 Interim Real Estate Taxes	235,238.00	6,170.68	6,813.06	235,880.38
6113 Public Utility Realty Taxes	48,617.86			48,617.86
6114 Payments in Lieu of Current Taxes - State / Local	1,489.41			1,489.41
6120 Current Per Capita Taxes, Section 679	94,109.30			94,109.30
6141 Current Act 511 Per Capita Taxes	91,128.30			91,128.30
6142 Current Act 511 Occupation Taxes - Flat Rate	81,355.43			81,355.43
6143 Current Act 511 Local Services Taxes	55,624.58			55,624.58
6151 Current Act 511 Earned Income Taxes	4,583,443.56	300,506.48	311,644.61	4,594,581.69
6153 Current Act 511 Real Estate Transfer Taxes	657,345.25	50,920.13	41,455.76	647,880.88
6411 Delinquent Real Estate Taxes	1,063,069.43	136,211.39	192,661.31	1,119,519.35
6420 Delinquent Per Capita Taxes, Section 679	34,320.00			34,320.00
6500 Earnings on Investments	654,182.32			
6700 Revenues from LEA Activities	129,134.42			
6810 Revenue from Local Governmental Units	3,750.00			
6832 Federal IDEA Revenue Received as Pass Through	772,280.77			
6910 Rentals	170,330.70			
6920 Contributions and Donations from Private Sources	13,245.92			
6942 Summer School Tuition	40,483.00			
6944 Receipts from Other LEAs in Pennsylvania - Education	148,161.23			
6999 Other Revenues Not Specified Above	18,841.74			
TOTAL Revenue from Local Sources	\$51,464,597.53	\$493,808.68	\$552,574.74	\$49,572,953.49

**Revenue Reported
In Current Year**

Revenue from State Sources

7110 Basic Education Funding	6,380,681.15		
7160 Tuition for Orphans Subsidy	134,230.90		
7271 Special Education funds for School-Aged Pupils	2,163,756.12		
7292 Pre-K Counts	340,000.00		
7299 Program Revenues Not Listed Previously in the 7200 Series	10,590.25		
7311 Pupil Transportation Subsidy	959,130.81		
7312 Nonpublic and Charter School Pupil Transportation Subsidy	83,545.00		
7320 Rental and Sinking Fund Payments / Building Reimbursement Subsidy	1,057,287.05		
7330 Health Services (Medical, Dental, Nurse, Act 25)	75,266.78		
7340 State Property Tax Reduction Allocation	869,525.17		
7505 Ready to Learn Block Grant	436,905.00		
7506 PAsmart Grants	7,025.40		
7810 State Share of Social Security and Medicare Taxes	1,076,760.50		
7820 State Share of Retirement Contributions	4,925,864.64		
TOTAL Revenue from State Sources	\$18,520,568.77		

**Revenue Reported
In Current Year**

Revenue from Federal Sources

8514 NCLB, Title I - Improving the Academic Achievement of the Disadvantaged	562,955.00		
8515 NCLB, Title II - Preparing, Training and Recruiting High Quality Teachers and Principals	116,225.00		
8516 NCLB, Title III - Language Instruction for Limited English Proficient and Immigrant Students	21,868.00		
8517 NCLB, Title IV - 21st Century Schools	41,525.00		
8810 School-Based Access Medicaid Reimbursement Program (SBAP) Reimbursements (Access)	300,000.00		
8820 Medical Assistance Reimbursement for Administrative Claiming (Quarterly) Program	10,417.99		
TOTAL Revenue from Federal Sources	\$1,052,990.99		

	Revenue Reported In Current Year			
Other Financing Sources				
9350 Enterprise Fund Transfers	16,777.59			
9400 Sale of or Compensation for Loss of Fixed Assets	11,110.00			
TOTAL Other Financing Sources	\$27,887.59			
TOTAL FROM ALL SOURCES	\$71,066,044.88	\$493,808.68	\$552,574.74	\$49,572,953.49

Revenue from Local Sources	51,464,597.53
Revenue from State Sources	18,520,568.77
Revenue from Federal Sources	1,052,990.99
Other Financing Sources	27,887.59
TOTAL FROM ALL SOURCES	\$71,066,044.88

General Fund (10)

	<u>Total</u>
1000 Instruction	
100 Personnel Services – Salaries	
100 Personnel Services – Salaries	21,325,467.14
Total Personnel Services – Salaries	\$21,325,467.14
200 Personnel Services – Employee Benefits	
210 Group Insurance – Contracted Provider	4,532,052.19
220 Social Security Contributions	1,570,309.85
230 PSERS Retirement Contributions	7,032,293.78
250 Unemployment Compensation	13,342.75
260 Workers' Compensation	113,615.94
Total Personnel Services – Employee Benefits	\$13,261,614.51
300 Purchased Professional and Technical Services	
322 Professional Educational Services – Ius	667,485.93
323 Professional Educational Services – Other Educational Agencies	240,658.64
329 Professional Educational Services – Other	839,548.67
330 Other Professional Services	2,375.83
Total Purchased Professional and Technical Services	\$1,750,069.07
400 Purchased Property Services	
410 Cleaning Services	320.80
430 Repairs and Maintenance Services	16,587.76
440 Rentals	9,243.70
Total Purchased Property Services	\$26,152.26
500 Other Purchased Services	
510 Student Transportation Services	56,723.07
530 Communications	1,222.56
561 Tuition To Other School Districts Within the State	12,801.32
562 Tuition To Pennsylvania Charter Schools	836,787.40
563 Tuition To Nonpublic Schools	2,458,063.35
564 Tuition To Career and Technology Centers	1,221,603.90
567 Tuition To Approved Private Schools (APS) and PA Chartered Schools for the Deaf and Blind	203,270.79
568 Tuition To Private Residential Rehabilitative Institutions (PRRI) [In-State] and Detention Centers	77,052.50
580 Travel	2,974.18
594 IU Payment By Withholding for Institutionalized Children's Programs – Special Classes	1,467.33
Total Other Purchased Services	\$4,871,966.40
600 Supplies	
610 General Supplies	484,943.12
630 Food	5,152.58
640 Books and Periodicals	249,579.33
650 Supplies & Fees – Technology Related	3,760.54
Total Supplies	\$743,435.57
700 Property	
752 Capital Equipment – Original and Additional	59,142.29
Total Property	\$59,142.29

General Fund (10)

1000 Instruction

Total

800 Other Objects

810 Dues and Fees

9,413.00

Total Other Objects

\$9,413.00

Total 1000 Instruction

\$42,047,260.24

General Fund (10)

1100 Regular Programs – Elementary / Secondary

	<u>Elementary</u>	<u>Secondary</u>	<u>Federal</u>	<u>Total</u>
100 Personnel Services – Salaries				
100 Personnel Services – Salaries	8,555,461.56	7,358,995.82	541,078.02	16,455,535.40
Total Personnel Services – Salaries	\$8,555,461.56	\$7,358,995.82	\$541,078.02	\$16,455,535.40
200 Personnel Services – Employee Benefits				
210 Group Insurance – Contracted Provider	1,785,357.36	1,515,894.94	98,420.65	3,399,672.95
220 Social Security Contributions	665,510.38	540,668.38	10,200.29	1,216,379.05
230 PSERS Retirement Contributions	2,990,759.27	2,437,967.51	14,765.45	5,443,492.23
250 Unemployment Compensation	6,671.38	6,671.37		13,342.75
260 Workers' Compensation	45,178.08	38,591.26	3,064.04	86,833.38
Total Personnel Services – Employee Benefits	\$5,493,476.47	\$4,539,793.46	\$126,450.43	\$10,159,720.36
300 Purchased Professional and Technical Services				
323 Professional Educational Services – Other Educational Agencies	35,377.64	205,281.00		240,658.64
329 Professional Educational Services – Other	6,918.42	10,723.56		17,641.98
330 Other Professional Services	260.00	2,115.83		2,375.83
Total Purchased Professional and Technical Services	\$42,556.06	\$218,120.39		\$260,676.45
400 Purchased Property Services				
410 Cleaning Services		320.80		320.80
430 Repairs and Maintenance Services	2,254.00	7,597.65		9,851.65
440 Rentals		9,243.70		9,243.70
Total Purchased Property Services	\$2,254.00	\$17,162.15		\$19,416.15
500 Other Purchased Services				
510 Student Transportation Services	9,587.89	44,834.11		54,422.00
530 Communications		1,222.56		1,222.56
562 Tuition To Pennsylvania Charter Schools	111,548.18	292,229.81		403,777.99
580 Travel	824.48	799.70		1,624.18
Total Other Purchased Services	\$121,960.55	\$339,086.18		\$461,046.73
600 Supplies				
610 General Supplies	128,738.71	228,709.57	27,073.07	384,521.35
630 Food		312.58		312.58
640 Books and Periodicals	142,861.46	81,834.83		224,696.29
650 Supplies & Fees – Technology Related	3,760.54			3,760.54
Total Supplies	\$275,360.71	\$310,856.98	\$27,073.07	\$613,290.76
700 Property				
752 Capital Equipment – Original and Additional	13,695.55	22,928.93		36,624.48
Total Property	\$13,695.55	\$22,928.93		\$36,624.48
800 Other Objects				
810 Dues and Fees		9,413.00		9,413.00
Total Other Objects		\$9,413.00		\$9,413.00
Total 1100 Regular Programs – Elementary / Secondary	\$14,504,764.90	\$12,816,356.91	\$694,601.52	\$28,015,723.33

General Fund (10)

1110 Regular Programs

	<u>Elementary</u>	<u>Secondary</u>	<u>Federal</u>	<u>Total</u>
100 Personnel Services – Salaries				
100 Personnel Services – Salaries	8,555,461.56	7,358,995.82	541,078.02	16,455,535.40
Total Personnel Services – Salaries	\$8,555,461.56	\$7,358,995.82	\$541,078.02	\$16,455,535.40
200 Personnel Services – Employee Benefits				
210 Group Insurance – Contracted Provider	1,785,357.36	1,515,894.94	98,420.65	3,399,672.95
220 Social Security Contributions	665,510.38	540,668.38	10,200.29	1,216,379.05
230 PSERS Retirement Contributions	2,990,759.27	2,437,967.51	14,765.45	5,443,492.23
250 Unemployment Compensation	6,671.38	6,671.37		13,342.75
260 Workers' Compensation	45,178.08	38,591.26	3,064.04	86,833.38
Total Personnel Services – Employee Benefits	\$5,493,476.47	\$4,539,793.46	\$126,450.43	\$10,159,720.36
300 Purchased Professional and Technical Services				
323 Professional Educational Services – Other Educational Agencies	35,377.64	205,281.00		240,658.64
329 Professional Educational Services – Other	6,918.42	10,723.56		17,641.98
330 Other Professional Services	260.00	2,115.83		2,375.83
Total Purchased Professional and Technical Services	\$42,556.06	\$218,120.39		\$260,676.45
400 Purchased Property Services				
410 Cleaning Services		320.80		320.80
430 Repairs and Maintenance Services	2,254.00	7,597.65		9,851.65
440 Rentals		9,243.70		9,243.70
Total Purchased Property Services	\$2,254.00	\$17,162.15		\$19,416.15
500 Other Purchased Services				
510 Student Transportation Services	9,587.89	44,834.11		54,422.00
530 Communications		1,222.56		1,222.56
562 Tuition To Pennsylvania Charter Schools	111,548.18	292,229.81		403,777.99
580 Travel	824.48	799.70		1,624.18
Total Other Purchased Services	\$121,960.55	\$339,086.18		\$461,046.73
600 Supplies				
610 General Supplies	128,738.71	228,709.57	27,073.07	384,521.35
630 Food		312.58		312.58
640 Books and Periodicals	142,861.46	81,834.83		224,696.29
650 Supplies & Fees – Technology Related	3,760.54			3,760.54
Total Supplies	\$275,360.71	\$310,856.98	\$27,073.07	\$613,290.76
700 Property				
752 Capital Equipment – Original and Additional	13,695.55	22,928.93		36,624.48
Total Property	\$13,695.55	\$22,928.93		\$36,624.48
800 Other Objects				
810 Dues and Fees		9,413.00		9,413.00
Total Other Objects		\$9,413.00		\$9,413.00
Total 1110 Regular Programs	\$14,504,764.90	\$12,816,356.91	\$694,601.52	\$28,015,723.33

General Fund (10)

1200 Special Programs – Elementary / Secondary

	<u>Elementary</u>	<u>Secondary</u>	<u>Federal</u>	<u>Total</u>
100 Personnel Services – Salaries				
100 Personnel Services – Salaries	2,131,774.45	2,028,083.77	515,632.00	4,675,490.22
Total Personnel Services – Salaries	\$2,131,774.45	\$2,028,083.77	\$515,632.00	\$4,675,490.22
200 Personnel Services – Employee Benefits				
210 Group Insurance – Contracted Provider	490,544.44	498,622.93	112,087.95	1,101,255.32
220 Social Security Contributions	158,894.79	148,840.15	38,269.76	346,004.70
230 PSERS Retirement Contributions	733,911.59	727,309.63	92,282.82	1,553,504.04
260 Workers' Compensation	11,637.88	11,150.54	2,899.24	25,687.66
Total Personnel Services – Employee Benefits	\$1,394,988.70	\$1,385,923.25	\$245,539.77	\$3,026,451.72
300 Purchased Professional and Technical Services				
322 Professional Educational Services – Ius	248,970.57	396,783.96		645,754.53
329 Professional Educational Services – Other	291,347.68	485,059.01		776,406.69
Total Purchased Professional and Technical Services	\$540,318.25	\$881,842.97		\$1,422,161.22
500 Other Purchased Services				
510 Student Transportation Services	753.79	1,547.28		2,301.07
562 Tuition To Pennsylvania Charter Schools	50,536.89	382,472.52		433,009.41
563 Tuition To Nonpublic Schools	815,222.49	1,554,491.18		2,369,713.67
564 Tuition To Career and Technology Centers		57,511.86		57,511.86
567 Tuition To Approved Private Schools (APS) and PA Chartered Schools for the Deaf and Blind		203,270.79		203,270.79
568 Tuition To Private Residential Rehabilitative Institutions (PRRI) [In-State] and Detention Centers		77,052.50		77,052.50
594 IU Payment By Withholding for Institutionalized Children's Programs – Special Classes		1,467.33		1,467.33
Total Other Purchased Services	\$866,513.17	\$2,277,813.46		\$3,144,326.63
600 Supplies				
610 General Supplies	34,723.36	22,528.86		57,252.22
640 Books and Periodicals	13,943.52	10,939.52		24,883.04
Total Supplies	\$48,666.88	\$33,468.38		\$82,135.26
Total 1200 Special Programs – Elementary / Secondary	\$4,982,261.45	\$6,607,131.83	\$761,171.77	\$12,350,565.05

General Fund (10)

1210 Life Skills Support

	<u>Elementary</u>	<u>Secondary</u>	<u>Federal</u>	<u>Total</u>
100 Personnel Services – Salaries				
100 Personnel Services – Salaries	221,231.98	353,388.69		574,620.67
Total Personnel Services – Salaries	\$221,231.98	\$353,388.69		\$574,620.67
200 Personnel Services – Employee Benefits				
210 Group Insurance – Contracted Provider	37,438.95	86,663.26		124,102.21
220 Social Security Contributions	16,622.99	26,278.67		42,901.66
230 PSERS Retirement Contributions	73,447.98	115,526.01		188,973.99
260 Workers' Compensation	1,230.03	1,972.79		3,202.82
Total Personnel Services – Employee Benefits	\$128,739.95	\$230,440.73		\$359,180.68
500 Other Purchased Services				
510 Student Transportation Services	548.05	905.82		1,453.87
562 Tuition To Pennsylvania Charter Schools		29,220.70		29,220.70
Total Other Purchased Services	\$548.05	\$30,126.52		\$30,674.57
600 Supplies				
610 General Supplies	13,477.64	5,296.69		18,774.33
640 Books and Periodicals	1,315.73	2,039.59		3,355.32
Total Supplies	\$14,793.37	\$7,336.28		\$22,129.65
Total 1210 Life Skills Support	\$365,313.35	\$621,292.22		\$986,605.57

LEA : 114063003 Governor Mifflin SD

Printed 11/19/2019 7:31:30 AM

Page - 7 of 27

General Fund (10)**1220 Sensory Support**

	<u>Elementary</u>	<u>Secondary</u>	<u>Federal</u>	<u>Total</u>
100 Personnel Services – Salaries				
100 Personnel Services – Salaries	136,359.00	134,603.00	137,998.00	408,960.00
Total Personnel Services – Salaries	\$136,359.00	\$134,603.00	\$137,998.00	\$408,960.00
200 Personnel Services – Employee Benefits				
210 Group Insurance – Contracted Provider	29,616.08	21,206.00	30,896.65	81,718.73
220 Social Security Contributions	9,971.81	10,062.99	10,232.83	30,267.63
230 PSERS Retirement Contributions	68,651.09	44,981.11	23,066.32	136,698.52
260 Workers' Compensation	768.44	748.18	767.38	2,284.00
Total Personnel Services – Employee Benefits	\$109,007.42	\$76,998.28	\$64,963.18	\$250,968.88
300 Purchased Professional and Technical Services				
322 Professional Educational Services – Ius	156,174.11	106,875.54		263,049.65
329 Professional Educational Services – Other	7,450.00	3,976.92		11,426.92
Total Purchased Professional and Technical Services	\$163,624.11	\$110,852.46		\$274,476.57
600 Supplies				
610 General Supplies	6,661.30	2,710.11		9,371.41
640 Books and Periodicals	1,518.81	187.95		1,706.76
Total Supplies	\$8,180.11	\$2,898.06		\$11,078.17
Total 1220 Sensory Support	\$417,170.64	\$325,351.80	\$202,961.18	\$945,483.62

General Fund (10)

1230 Emotional Support

	<u>Elementary</u>	<u>Secondary</u>	<u>Federal</u>	<u>Total</u>
100 Personnel Services – Salaries				
100 Personnel Services – Salaries	469,235.95	315,033.66		784,269.61
Total Personnel Services – Salaries	\$469,235.95	\$315,033.66		\$784,269.61
200 Personnel Services – Employee Benefits				
210 Group Insurance – Contracted Provider	132,076.84	84,103.16		216,180.00
220 Social Security Contributions	35,391.02	23,317.92		58,708.94
230 PSERS Retirement Contributions	158,407.18	104,818.29		263,225.47
260 Workers' Compensation	2,644.95	1,750.75		4,395.70
Total Personnel Services – Employee Benefits	\$328,519.99	\$213,990.12		\$542,510.11
300 Purchased Professional and Technical Services				
322 Professional Educational Services – Ius	77,044.42	255,360.06		332,404.48
329 Professional Educational Services – Other	54,066.25	241,622.22		295,688.47
Total Purchased Professional and Technical Services	\$131,110.67	\$496,982.28		\$628,092.95
500 Other Purchased Services				
562 Tuition To Pennsylvania Charter Schools		101,999.60		101,999.60
563 Tuition To Nonpublic Schools	756,072.49	1,428,855.18		2,184,927.67
567 Tuition To Approved Private Schools (APS) and PA Chartered Schools for the Deaf and Blind		18,651.00		18,651.00
Total Other Purchased Services	\$756,072.49	\$1,549,505.78		\$2,305,578.27
600 Supplies				
610 General Supplies	6,447.06	9,082.56		15,529.62
640 Books and Periodicals	1,451.68	400.00		1,851.68
Total Supplies	\$7,898.74	\$9,482.56		\$17,381.30
Total 1230 Emotional Support	\$1,692,837.84	\$2,584,994.40		\$4,277,832.24

General Fund (10)

1240 Academic Support

	<u>Elementary</u>	<u>Secondary</u>	<u>Federal</u>	<u>Total</u>
100 Personnel Services – Salaries				
100 Personnel Services – Salaries	1,212,515.01	1,135,786.29	310,525.00	2,658,826.30
Total Personnel Services – Salaries	\$1,212,515.01	\$1,135,786.29	\$310,525.00	\$2,658,826.30
200 Personnel Services – Employee Benefits				
210 Group Insurance – Contracted Provider	291,412.57	271,267.20	73,626.88	636,306.65
220 Social Security Contributions	89,916.19	82,594.47	22,935.91	195,446.57
230 PSERS Retirement Contributions	403,542.83	422,436.20	57,835.41	883,814.44
260 Workers' Compensation	6,766.95	6,285.86	1,751.90	14,804.71
Total Personnel Services – Employee Benefits	\$791,638.54	\$782,583.73	\$156,150.10	\$1,730,372.37
300 Purchased Professional and Technical Services				
322 Professional Educational Services – Ius		24,649.47		24,649.47
329 Professional Educational Services – Other	5,909.59	77,938.84		83,848.43
Total Purchased Professional and Technical Services	\$5,909.59	\$102,588.31		\$108,497.90
500 Other Purchased Services				
510 Student Transportation Services	205.74	641.46		847.20
562 Tuition To Pennsylvania Charter Schools	50,536.89	251,252.22		301,789.11
563 Tuition To Nonpublic Schools		38,486.00		38,486.00
Total Other Purchased Services	\$50,742.63	\$290,379.68		\$341,122.31
600 Supplies				
610 General Supplies	8,137.36	4,691.75		12,829.11
640 Books and Periodicals	9,657.30	8,311.98		17,969.28
Total Supplies	\$17,794.66	\$13,003.73		\$30,798.39
Total 1240 Academic Support	\$2,078,600.43	\$2,324,341.74	\$466,675.10	\$4,869,617.27

General Fund (10)

1241 Learning Support – Public

	<u>Elementary</u>	<u>Secondary</u>	<u>Federal</u>	<u>Total</u>
100 Personnel Services – Salaries				
100 Personnel Services – Salaries	1,212,515.01	1,068,385.29	310,525.00	2,591,425.30
Total Personnel Services – Salaries	\$1,212,515.01	\$1,068,385.29	\$310,525.00	\$2,591,425.30
200 Personnel Services – Employee Benefits				
210 Group Insurance – Contracted Provider	291,412.57	248,739.48	73,626.88	613,778.93
220 Social Security Contributions	89,916.19	77,681.83	22,935.91	190,533.93
230 PSERS Retirement Contributions	403,542.83	400,129.77	57,835.41	861,508.01
260 Workers' Compensation	6,766.95	5,910.85	1,751.90	14,429.70
Total Personnel Services – Employee Benefits	\$791,638.54	\$732,461.93	\$156,150.10	\$1,680,250.57
300 Purchased Professional and Technical Services				
322 Professional Educational Services – Ius		24,649.47		24,649.47
329 Professional Educational Services – Other	5,909.59	77,938.84		83,848.43
Total Purchased Professional and Technical Services	\$5,909.59	\$102,588.31		\$108,497.90
500 Other Purchased Services				
562 Tuition To Pennsylvania Charter Schools	50,536.89	251,252.22		301,789.11
563 Tuition To Nonpublic Schools		38,486.00		38,486.00
Total Other Purchased Services	\$50,536.89	\$289,738.22		\$340,275.11
600 Supplies				
610 General Supplies	3,646.02	3,742.00		7,388.02
640 Books and Periodicals	8,274.90	8,167.93		16,442.83
Total Supplies	\$11,920.92	\$11,909.93		\$23,830.85
Total 1241 Learning Support – Public	\$2,072,520.95	\$2,205,083.68	\$466,675.10	\$4,744,279.73

General Fund (10)

1243 Gifted Support

	<u>Elementary</u>	<u>Secondary</u>	<u>Federal</u>	<u>Total</u>
100 Personnel Services – Salaries				
100 Personnel Services – Salaries		67,401.00		67,401.00
Total Personnel Services – Salaries		\$67,401.00		\$67,401.00
200 Personnel Services – Employee Benefits				
210 Group Insurance – Contracted Provider		22,527.72		22,527.72
220 Social Security Contributions		4,912.64		4,912.64
230 PSERS Retirement Contributions		22,306.43		22,306.43
260 Workers' Compensation		375.01		375.01
Total Personnel Services – Employee Benefits		\$50,121.80		\$50,121.80
500 Other Purchased Services				
510 Student Transportation Services	205.74	641.46		847.20
Total Other Purchased Services	\$205.74	\$641.46		\$847.20
600 Supplies				
610 General Supplies	4,491.34	949.75		5,441.09
640 Books and Periodicals	1,382.40	144.05		1,526.45
Total Supplies	\$5,873.74	\$1,093.80		\$6,967.54
Total 1243 Gifted Support	\$6,079.48	\$119,258.06		\$125,337.54

General Fund (10)

1260 Physical Support

300 Purchased Professional and Technical Services

	<u>Elementary</u>	<u>Secondary</u>	<u>Federal</u>	<u>Total</u>
322 Professional Educational Services – Ius	3,343.54	117.29		3,460.83
329 Professional Educational Services – Other	181,360.36	159,095.53		340,455.89
Total Purchased Professional and Technical Services	\$184,703.90	\$159,212.82		\$343,916.72
Total 1260 Physical Support	\$184,703.90	\$159,212.82		\$343,916.72

General Fund (10)

1270 Multi-Handicapped Support

	<u>Elementary</u>	<u>Secondary</u>	<u>Federal</u>	<u>Total</u>
100 Personnel Services – Salaries				
100 Personnel Services – Salaries		59,286.81	67,109.00	126,395.81
Total Personnel Services – Salaries		\$59,286.81	\$67,109.00	\$126,395.81
200 Personnel Services – Employee Benefits				
210 Group Insurance – Contracted Provider		35,383.31	7,564.42	42,947.73
220 Social Security Contributions		4,300.95	5,101.02	9,401.97
230 PSERS Retirement Contributions		30,849.67	11,381.09	42,230.76
260 Workers' Compensation		328.48	379.96	708.44
Total Personnel Services – Employee Benefits		\$70,862.41	\$24,426.49	\$95,288.90
300 Purchased Professional and Technical Services				
322 Professional Educational Services – Ius		9,781.60		9,781.60
329 Professional Educational Services – Other	42,561.48	2,425.50		44,986.98
Total Purchased Professional and Technical Services	\$42,561.48	\$12,207.10		\$54,768.58
500 Other Purchased Services				
563 Tuition To Nonpublic Schools	59,150.00	87,150.00		146,300.00
Total Other Purchased Services	\$59,150.00	\$87,150.00		\$146,300.00
600 Supplies				
610 General Supplies		747.75		747.75
Total Supplies		\$747.75		\$747.75
Total 1270 Multi-Handicapped Support	\$101,711.48	\$230,254.07	\$91,535.49	\$423,501.04

General Fund (10)

1280 Early Intervention Support

300 Purchased Professional and Technical Services

322 Professional Educational Services – lus

Total Purchased Professional and Technical Services

Total 1280 Early Intervention Support

	<u>Elementary</u>	<u>Secondary</u>	<u>Federal</u>	<u>Total</u>
	12,408.50			12,408.50
	\$12,408.50			\$12,408.50
	\$12,408.50			\$12,408.50

General Fund (10)

	<u>Elementary</u>	<u>Secondary</u>	<u>Federal</u>	<u>Total</u>
1290 Special Programs - Other Support				
100 Personnel Services – Salaries				
100 Personnel Services – Salaries	92,432.51	29,985.32		122,417.83
Total Personnel Services – Salaries	\$92,432.51	\$29,985.32		\$122,417.83
200 Personnel Services – Employee Benefits				
220 Social Security Contributions	6,992.78	2,285.15		9,277.93
230 PSERS Retirement Contributions	29,862.51	8,698.35		38,560.86
260 Workers’ Compensation	227.51	64.48		291.99
Total Personnel Services – Employee Benefits	\$37,082.80	\$11,047.98		\$48,130.78
500 Other Purchased Services				
564 Tuition To Career and Technology Centers		57,511.86		57,511.86
567 Tuition To Approved Private Schools (APS) and PA Chartered Schools for the Deaf and Blind		184,619.79		184,619.79
568 Tuition To Private Residential Rehabilitative Institutions (PRRI) [In-State] and Detention Centers		77,052.50		77,052.50
594 IU Payment By Withholding for Institutionalized Children’s Programs – Special Classes		1,467.33		1,467.33
Total Other Purchased Services		\$320,651.48		\$320,651.48
Total 1290 Special Programs - Other Support	\$129,515.31	\$361,684.78		\$491,200.09

General Fund (10)

1300 Vocational Education

Elementary

Secondary

Federal

Total

500 Other Purchased Services

564 Tuition To Career and Technology Centers

1,164,092.04

1,164,092.04

Total Other Purchased Services

\$1,164,092.04

\$1,164,092.04

Total 1300 Vocational Education

\$1,164,092.04

\$1,164,092.04

General Fund (10)

	<u>Elementary</u>	<u>Secondary</u>	<u>Federal</u>	<u>Total</u>
1400 Other Instructional Programs – Elementary / Secondary				
100 Personnel Services – Salaries				
100 Personnel Services – Salaries	313.74	10,880.00		11,193.74
Total Personnel Services – Salaries	\$313.74	\$10,880.00		\$11,193.74
200 Personnel Services – Employee Benefits				
220 Social Security Contributions	21.83	799.11		820.94
230 PSERS Retirement Contributions	99.45	3,637.14		3,736.59
260 Workers’ Compensation	1.70	61.98		63.68
Total Personnel Services – Employee Benefits	\$122.98	\$4,498.23		\$4,621.21
300 Purchased Professional and Technical Services				
329 Professional Educational Services – Other		45,500.00		45,500.00
Total Purchased Professional and Technical Services		\$45,500.00		\$45,500.00
500 Other Purchased Services				
561 Tuition To Other School Districts Within the State		12,801.32		12,801.32
563 Tuition To Nonpublic Schools	13,716.18	74,633.50		88,349.68
Total Other Purchased Services	\$13,716.18	\$87,434.82		\$101,151.00
Total 1400 Other Instructional Programs – Elementary / Secondary	\$14,152.90	\$148,313.05		\$162,465.95

General Fund (10)

	<u>Elementary</u>	<u>Secondary</u>	<u>Federal</u>	<u>Total</u>
1430 Homebound Instruction				
100 Personnel Services – Salaries				
100 Personnel Services – Salaries	313.74	1,649.00		1,962.74
Total Personnel Services – Salaries	\$313.74	\$1,649.00		\$1,962.74
200 Personnel Services – Employee Benefits				
220 Social Security Contributions	21.83	118.88		140.71
230 PSERS Retirement Contributions	99.45	551.24		650.69
260 Workers’ Compensation	1.70	9.42		11.12
Total Personnel Services – Employee Benefits	\$122.98	\$679.54		\$802.52
Total 1430 Homebound Instruction	\$436.72	\$2,328.54		\$2,765.26

General Fund (10)

1440 Alternative Regular Education Programs

500 Other Purchased Services

561 Tuition To Other School Districts Within the State

563 Tuition To Nonpublic Schools

Total Other Purchased Services

Total 1440 Alternative Regular Education Programs

Elementary

Secondary

Federal

Total

12,801.32

12,801.32

13,716.18

74,633.50

88,349.68

\$13,716.18

\$87,434.82

\$101,151.00

\$13,716.18

\$87,434.82

\$101,151.00

General Fund (10)

1441 Adjudicated / Court-Placed Programs

Elementary

Secondary

Federal

Total

500 Other Purchased Services

561 Tuition To Other School Districts Within the State

12,244.72

12,244.72

Total Other Purchased Services

\$12,244.72

\$12,244.72

Total 1441 Adjudicated / Court-Placed Programs

\$12,244.72

\$12,244.72

General Fund (10)

1442 Alternative Education Programs

500 Other Purchased Services

	<u>Elementary</u>	<u>Secondary</u>	<u>Federal</u>	<u>Total</u>
561 Tuition To Other School Districts Within the State		556.60		556.60
563 Tuition To Nonpublic Schools	13,716.18	74,633.50		88,349.68
Total Other Purchased Services	\$13,716.18	\$75,190.10		\$88,906.28
Total 1442 Alternative Education Programs	\$13,716.18	\$75,190.10		\$88,906.28

General Fund (10)

1450 Instructional Programs Outside the Established School Day

Elementary

Secondary

Federal

Total

100 Personnel Services – Salaries

100 Personnel Services – Salaries

9,231.00

9,231.00

Total Personnel Services – Salaries

\$9,231.00

\$9,231.00

200 Personnel Services – Employee Benefits

220 Social Security Contributions

680.23

680.23

230 PSERS Retirement Contributions

3,085.90

3,085.90

260 Workers' Compensation

52.56

52.56

Total Personnel Services – Employee Benefits

\$3,818.69

\$3,818.69

Total 1450 Instructional Programs Outside the Established School Day

\$13,049.69

\$13,049.69

General Fund (10)

	<u>Elementary</u>	<u>Secondary</u>	<u>Federal</u>	<u>Total</u>
1490 Additional Other Instructional Programs				
300 <u>Purchased Professional and Technical Services</u>				
329 Professional Educational Services – Other		45,500.00		45,500.00
Total Purchased Professional and Technical Services		\$45,500.00		\$45,500.00
Total 1490 Additional Other Instructional Programs		\$45,500.00		\$45,500.00

General Fund (10)

1500 Nonpublic School Programs

300 Purchased Professional and Technical Services

322 Professional Educational Services – lus

Total Purchased Professional and Technical Services

Total 1500 Nonpublic School Programs

Elementary

Secondary

Federal

Total

21,731.40

21,731.40

\$21,731.40

\$21,731.40

\$21,731.40

\$21,731.40

General Fund (10)

1805 Pre-K Food Services

Elementary

Secondary

Federal

Total

600 Supplies

630 Food

4,840.00

Total Supplies

\$4,840.00

Total 1805 Pre-K Food Services

\$4,840.00

General Fund (10)

2000 Support Services

Total

100 Personnel Services – Salaries

100 Personnel Services – Salaries 7,919,669.37

Total Personnel Services – Salaries \$7,919,669.37

200 Personnel Services – Employee Benefits

210 Group Insurance – Contracted Provider 1,846,643.85

220 Social Security Contributions 588,474.83

230 PSERS Retirement Contributions 2,573,905.86

240 Tuition Reimbursement 135,757.00

260 Workers' Compensation 44,073.12

Total Personnel Services – Employee Benefits \$5,188,854.66

300 Purchased Professional and Technical Services

310 Official / Administrative Services 316,765.31

323 Professional Educational Services – Other Educational Agencies 30,397.50

329 Professional Educational Services – Other 59,053.25

330 Other Professional Services 120,579.96

340 Technical Services 71,807.41

350 Security / Safety Services 3,196.00

Total Purchased Professional and Technical Services \$601,799.43

400 Purchased Property Services

410 Cleaning Services 41,547.41

420 Utility Services 121,521.07

430 Repairs and Maintenance Services 450,071.74

440 Rentals 609,034.21

460 Extermination Services 6,390.25

Total Purchased Property Services \$1,228,564.68

500 Other Purchased Services

513 Contracted Carriers 2,459,399.56

516 Student Transportation Services From the IU 58,918.34

520 Insurance – General 78,046.75

523 General Property and Liability Insurance 172,823.00

530 Communications 128,481.16

549 Other Advertising/Public Relations 18,753.00

580 Travel 75,433.51

595 IU Payments By Withholding 55,505.36

Total Other Purchased Services \$3,047,360.68

600 Supplies

610 General Supplies 522,862.43

620 Energy 858,355.58

630 Food 15,143.32

640 Books and Periodicals 69,757.27

650 Supplies & Fees – Technology Related 331,777.70

Total Supplies \$1,797,896.30

General Fund (10)

2000 Support Services

Total

700 Property

752 Capital Equipment – Original and Additional

11,489.65

Total Property

\$11,489.65

800 Other Objects

810 Dues and Fees

64,837.14

890 Miscellaneous Expenditures

10,200.23

Total Other Objects

\$75,037.37

Total 2000 Support Services

\$19,870,672.14

General Fund (10)

2100 Support Services – Students

	<u>Elementary</u>	<u>Secondary</u>	<u>Federal</u>	<u>Total</u>
100 Personnel Services – Salaries				
100 Personnel Services – Salaries	633,720.23	810,125.42		1,466,135.06
Total Personnel Services – Salaries	\$633,720.23	\$810,125.42		\$1,466,135.06
200 Personnel Services – Employee Benefits				
210 Group Insurance – Contracted Provider	116,744.37	164,671.91		284,093.56
220 Social Security Contributions	46,090.33	59,867.97		107,635.11
230 PSERS Retirement Contributions	207,671.51	269,923.08		483,368.98
260 Workers' Compensation	3,393.91	4,529.67		8,050.62
Total Personnel Services – Employee Benefits	\$373,900.12	\$498,992.63		\$883,148.27
300 Purchased Professional and Technical Services				
323 Professional Educational Services – Other Educational Agencies				30,397.50
329 Professional Educational Services – Other		32,628.25		32,628.25
Total Purchased Professional and Technical Services		\$32,628.25		\$63,025.75
500 Other Purchased Services				
580 Travel	1,953.34	1,971.08		3,924.42
Total Other Purchased Services	\$1,953.34	\$1,971.08		\$3,924.42
600 Supplies				
610 General Supplies	4,978.14	12,059.67		17,037.81
640 Books and Periodicals	77.99			77.99
650 Supplies & Fees – Technology Related				87,255.75
Total Supplies	\$5,056.13	\$12,059.67		\$104,371.55
800 Other Objects				
810 Dues and Fees	381.44	465.00		846.44
Total Other Objects	\$381.44	\$465.00		\$846.44
Total 2100 Support Services – Students	\$1,015,011.26	\$1,356,242.05		\$2,521,451.49

General Fund (10)

	<u>Elementary</u>	<u>Secondary</u>	<u>Federal</u>	<u>Total</u>
2110 Supervision of Student Services				
100 Personnel Services – Salaries				
100 Personnel Services – Salaries	78,270.34	78,270.08		156,540.42
Total Personnel Services – Salaries	\$78,270.34	\$78,270.08		\$156,540.42
200 Personnel Services – Employee Benefits				
210 Group Insurance – Contracted Provider	6,098.77	6,098.73		12,197.50
220 Social Security Contributions	5,716.79	5,716.41		11,433.20
230 PSERS Retirement Contributions	25,432.25	25,432.27		50,864.52
260 Workers' Compensation	433.32	433.05		866.37
Total Personnel Services – Employee Benefits	\$37,681.13	\$37,680.46		\$75,361.59
500 Other Purchased Services				
580 Travel	1,223.76	1,223.35		2,447.11
Total Other Purchased Services	\$1,223.76	\$1,223.35		\$2,447.11
600 Supplies				
610 General Supplies	70.39	100.06		170.45
Total Supplies	\$70.39	\$100.06		\$170.45
800 Other Objects				
810 Dues and Fees	381.44	465.00		846.44
Total Other Objects	\$381.44	\$465.00		\$846.44
Total 2110 Supervision of Student Services	\$117,627.06	\$117,738.95		\$235,366.01

General Fund (10)

	<u>Elementary</u>	<u>Secondary</u>	<u>Federal</u>	<u>Total</u>
2111 Supervision of Student Services – Head of Component				
100 Personnel Services – Salaries				
100 Personnel Services – Salaries	78,270.34	78,270.08		156,540.42
Total Personnel Services – Salaries	\$78,270.34	\$78,270.08		\$156,540.42
200 Personnel Services – Employee Benefits				
210 Group Insurance – Contracted Provider	6,098.77	6,098.73		12,197.50
220 Social Security Contributions	5,716.79	5,716.41		11,433.20
230 PSERS Retirement Contributions	25,432.25	25,432.27		50,864.52
260 Workers' Compensation	433.32	433.05		866.37
Total Personnel Services – Employee Benefits	\$37,681.13	\$37,680.46		\$75,361.59
500 Other Purchased Services				
580 Travel	1,223.76	1,223.35		2,447.11
Total Other Purchased Services	\$1,223.76	\$1,223.35		\$2,447.11
600 Supplies				
610 General Supplies	70.39	100.06		170.45
Total Supplies	\$70.39	\$100.06		\$170.45
800 Other Objects				
810 Dues and Fees	381.44	465.00		846.44
Total Other Objects	\$381.44	\$465.00		\$846.44
Total 2111 Supervision of Student Services – Head of Component	\$117,627.06	\$117,738.95		\$235,366.01

General Fund (10)

2120 Guidance Services

100 Personnel Services – Salaries

	<u>Elementary</u>	<u>Secondary</u>	<u>Federal</u>	<u>Total</u>
100 Personnel Services – Salaries	342,424.00	596,881.06		939,305.06
Total Personnel Services – Salaries	\$342,424.00	\$596,881.06		\$939,305.06

200 Personnel Services – Employee Benefits

210 Group Insurance – Contracted Provider	77,830.38	134,632.53		212,462.91
220 Social Security Contributions	25,341.62	44,100.94		69,442.56
230 PSERS Retirement Contributions	114,094.43	199,368.88		313,463.31
260 Workers' Compensation	1,904.55	3,350.41		5,254.96
Total Personnel Services – Employee Benefits	\$219,170.98	\$381,452.76		\$600,623.74

600 Supplies

610 General Supplies	441.55	6,098.57		6,540.12
640 Books and Periodicals	77.99			77.99
Total Supplies	\$519.54	\$6,098.57		\$6,618.11
Total 2120 Guidance Services	\$562,114.52	\$984,432.39		\$1,546,546.91

General Fund (10)

2140 Psychological Services

	<u>Elementary</u>	<u>Secondary</u>	<u>Federal</u>	<u>Total</u>
100 Personnel Services – Salaries				
100 Personnel Services – Salaries	210,008.59	134,974.28		344,982.87
Total Personnel Services – Salaries	\$210,008.59	\$134,974.28		\$344,982.87
200 Personnel Services – Employee Benefits				
210 Group Insurance – Contracted Provider	32,814.72	23,940.65		56,755.37
220 Social Security Contributions	14,806.56	10,050.62		24,857.18
230 PSERS Retirement Contributions	67,136.16	45,121.93		112,258.09
260 Workers' Compensation	1,054.74	746.21		1,800.95
Total Personnel Services – Employee Benefits	\$115,812.18	\$79,859.41		\$195,671.59
300 Purchased Professional and Technical Services				
329 Professional Educational Services – Other		32,628.25		32,628.25
Total Purchased Professional and Technical Services		\$32,628.25		\$32,628.25
500 Other Purchased Services				
580 Travel	729.58	747.73		1,477.31
Total Other Purchased Services	\$729.58	\$747.73		\$1,477.31
600 Supplies				
610 General Supplies	4,466.20	5,861.04		10,327.24
Total Supplies	\$4,466.20	\$5,861.04		\$10,327.24
Total 2140 Psychological Services	\$331,016.55	\$254,070.71		\$585,087.26

General Fund (10)

2160 Social Work Services

Elementary

Secondary

Federal

Total

300 Purchased Professional and Technical Services

323 Professional Educational Services – Other Educational Agencies

30,397.50

Total Purchased Professional and Technical Services

\$30,397.50

Total 2160 Social Work Services

\$30,397.50

General Fund (10)

2170 Student Accounting Services

Elementary

Secondary

Federal

Total

100 Personnel Services – Salaries

100 Personnel Services – Salaries

22,289.41

Total Personnel Services – Salaries

\$22,289.41

200 Personnel Services – Employee Benefits

210 Group Insurance – Contracted Provider

2,677.28

220 Social Security Contributions

1,676.81

230 PSERS Retirement Contributions

5,774.39

260 Workers' Compensation

127.04

Total Personnel Services – Employee Benefits

\$10,255.52

600 Supplies

650 Supplies & Fees – Technology Related

87,255.75

Total Supplies

\$87,255.75

Total 2170 Student Accounting Services

\$119,800.68

General Fund (10)

	<u>Elementary</u>	<u>Secondary</u>	<u>Federal</u>	<u>Total</u>
2190 Other Student Services				
100 Personnel Services – Salaries				
100 Personnel Services – Salaries	3,017.30			3,017.30
Total Personnel Services – Salaries	\$3,017.30			\$3,017.30
200 Personnel Services – Employee Benefits				
210 Group Insurance – Contracted Provider	0.50			0.50
220 Social Security Contributions	225.36			225.36
230 PSERS Retirement Contributions	1,008.67			1,008.67
260 Workers' Compensation	1.30			1.30
Total Personnel Services – Employee Benefits	\$1,235.83			\$1,235.83
Total 2190 Other Student Services	\$4,253.13			\$4,253.13

General Fund (10)

	<u>Elementary</u>	<u>Secondary</u>	<u>Federal</u>	<u>Total</u>
2200 Support Services – Instructional Staff				
100 Personnel Services – Salaries				
100 Personnel Services – Salaries	589,593.27	436,551.08		1,026,144.35
Total Personnel Services – Salaries	\$589,593.27	\$436,551.08		\$1,026,144.35
200 Personnel Services – Employee Benefits				
210 Group Insurance – Contracted Provider	139,276.58	104,371.09		243,647.67
220 Social Security Contributions	43,773.49	32,543.63		76,317.12
230 PSERS Retirement Contributions	192,638.52	145,623.10		338,261.62
240 Tuition Reimbursement	62,021.00	62,021.00		124,042.00
260 Workers' Compensation	3,283.28	2,445.79		5,729.07
Total Personnel Services – Employee Benefits	\$440,992.87	\$347,004.61		\$787,997.48
300 Purchased Professional and Technical Services				
310 Official / Administrative Services	91,906.50	11,353.43		103,259.93
329 Professional Educational Services – Other			21,000.00	21,000.00
340 Technical Services	6,411.25			6,411.25
Total Purchased Professional and Technical Services	\$98,317.75	\$11,353.43	\$21,000.00	\$130,671.18
400 Purchased Property Services				
430 Repairs and Maintenance Services	20,391.54	21,078.82		41,470.36
440 Rentals	346,836.86	244,730.75		591,567.61
Total Purchased Property Services	\$367,228.40	\$265,809.57		\$633,037.97
500 Other Purchased Services				
580 Travel	20,910.13	21,777.97	111.38	42,799.48
Total Other Purchased Services	\$20,910.13	\$21,777.97	\$111.38	\$42,799.48
600 Supplies				
610 General Supplies	48,721.57	82,457.87		131,179.44
630 Food	2,151.81	2,026.22		4,178.03
640 Books and Periodicals	38,092.24	31,375.94		69,468.18
650 Supplies & Fees – Technology Related	78,446.44	118,505.03		196,951.47
Total Supplies	\$167,412.06	\$234,365.06		\$401,777.12
800 Other Objects				
810 Dues and Fees	1,547.08	1,258.00		2,805.08
Total Other Objects	\$1,547.08	\$1,258.00		\$2,805.08
Total 2200 Support Services – Instructional Staff	\$1,686,001.56	\$1,318,119.72	\$21,111.38	\$3,025,232.66

General Fund (10)

2240 Computer-Assisted Instruction Support Services

	<u>Elementary</u>	<u>Secondary</u>	<u>Federal</u>	<u>Total</u>
100 Personnel Services – Salaries				
100 Personnel Services – Salaries	62,625.48	62,625.50		125,250.98
Total Personnel Services – Salaries	\$62,625.48	\$62,625.50		\$125,250.98
200 Personnel Services – Employee Benefits				
210 Group Insurance – Contracted Provider	12,330.35	12,330.34		24,660.69
220 Social Security Contributions	4,738.26	4,738.17		9,476.43
230 PSERS Retirement Contributions	20,935.82	20,935.64		41,871.46
260 Workers' Compensation	354.94	354.85		709.79
Total Personnel Services – Employee Benefits	\$38,359.37	\$38,359.00		\$76,718.37
300 Purchased Professional and Technical Services				
340 Technical Services	6,411.25			6,411.25
Total Purchased Professional and Technical Services	\$6,411.25			\$6,411.25
400 Purchased Property Services				
430 Repairs and Maintenance Services	20,391.54	21,078.82		41,470.36
440 Rentals	346,836.86	244,730.75		591,567.61
Total Purchased Property Services	\$367,228.40	\$265,809.57		\$633,037.97
500 Other Purchased Services				
580 Travel	581.59	1,021.27		1,602.86
Total Other Purchased Services	\$581.59	\$1,021.27		\$1,602.86
600 Supplies				
610 General Supplies	41,922.58	78,052.50		119,975.08
650 Supplies & Fees – Technology Related	54,631.66	96,744.15		151,375.81
Total Supplies	\$96,554.24	\$174,796.65		\$271,350.89
Total 2240 Computer-Assisted Instruction Support Services	\$571,760.33	\$542,611.99		\$1,114,372.32

General Fund (10)

2250 School Library Services

100 Personnel Services – Salaries

	<u>Elementary</u>	<u>Secondary</u>	<u>Federal</u>	<u>Total</u>
100 Personnel Services – Salaries	382,799.40	194,248.03		577,047.43
Total Personnel Services – Salaries	\$382,799.40	\$194,248.03		\$577,047.43

200 Personnel Services – Employee Benefits

210 Group Insurance – Contracted Provider	95,128.74	56,081.20		151,209.94
220 Social Security Contributions	28,208.21	14,305.47		42,513.68
230 PSERS Retirement Contributions	123,507.04	64,621.35		188,128.39
260 Workers' Compensation	2,135.40	1,084.36		3,219.76
Total Personnel Services – Employee Benefits	\$248,979.39	\$136,092.38		\$385,071.77

600 Supplies

610 General Supplies	3,038.44	1,971.82		5,010.26
640 Books and Periodicals	36,231.17	29,625.10		65,856.27
650 Supplies & Fees – Technology Related	1,011.75			1,011.75
Total Supplies	\$40,281.36	\$31,596.92		\$71,878.28
Total 2250 School Library Services	\$672,060.15	\$361,937.33		\$1,033,997.48

General Fund (10)

2260 Instruction and Curriculum Development Services

	<u>Elementary</u>	<u>Secondary</u>	<u>Federal</u>	<u>Total</u>
100 Personnel Services – Salaries				
100 Personnel Services – Salaries	144,168.39	179,677.55		323,845.94
Total Personnel Services – Salaries	\$144,168.39	\$179,677.55		\$323,845.94
200 Personnel Services – Employee Benefits				
210 Group Insurance – Contracted Provider	31,817.49	35,959.55		67,777.04
220 Social Security Contributions	10,827.02	13,499.99		24,327.01
230 PSERS Retirement Contributions	48,195.66	60,066.11		108,261.77
260 Workers' Compensation	792.94	1,006.58		1,799.52
Total Personnel Services – Employee Benefits	\$91,633.11	\$110,532.23		\$202,165.34
300 Purchased Professional and Technical Services				
310 Official / Administrative Services	431.50	1,065.00		1,496.50
Total Purchased Professional and Technical Services	\$431.50	\$1,065.00		\$1,496.50
500 Other Purchased Services				
580 Travel	2,415.05	5,870.73		8,285.78
Total Other Purchased Services	\$2,415.05	\$5,870.73		\$8,285.78
600 Supplies				
610 General Supplies	3,760.55	2,433.55		6,194.10
630 Food	1,256.72	253.27		1,509.99
640 Books and Periodicals	1,488.39	1,283.36		2,771.75
650 Supplies & Fees – Technology Related	22,803.03	21,760.88		44,563.91
Total Supplies	\$29,308.69	\$25,731.06		\$55,039.75
800 Other Objects				
810 Dues and Fees	1,547.08	1,258.00		2,805.08
Total Other Objects	\$1,547.08	\$1,258.00		\$2,805.08
Total 2260 Instruction and Curriculum Development Services	\$269,503.82	\$324,134.57		\$593,638.39

General Fund (10)

	<u>Elementary</u>	<u>Secondary</u>	<u>Federal</u>	<u>Total</u>
2270 Instructional Staff Professional Development Services				
200 Personnel Services – Employee Benefits				
240 Tuition Reimbursement	62,021.00	62,021.00		124,042.00
Total Personnel Services – Employee Benefits	\$62,021.00	\$62,021.00		\$124,042.00
300 Purchased Professional and Technical Services				
310 Official / Administrative Services	91,475.00	10,288.43		101,763.43
329 Professional Educational Services – Other			21,000.00	21,000.00
Total Purchased Professional and Technical Services	\$91,475.00	\$10,288.43	\$21,000.00	\$122,763.43
500 Other Purchased Services				
580 Travel	17,913.49	14,885.97	111.38	32,910.84
Total Other Purchased Services	\$17,913.49	\$14,885.97	\$111.38	\$32,910.84
600 Supplies				
630 Food	895.09	1,772.95		2,668.04
640 Books and Periodicals	372.68	467.48		840.16
Total Supplies	\$1,267.77	\$2,240.43		\$3,508.20
Total 2270 Instructional Staff Professional Development Services	\$172,677.26	\$89,435.83	\$21,111.38	\$283,224.47

General Fund (10)

	<u>Elementary</u>	<u>Secondary</u>	<u>Federal</u>	<u>Total</u>
2300 Support Services – Administration				
100 Personnel Services – Salaries				
100 Personnel Services – Salaries	753,044.31	721,151.90		2,042,504.65
Total Personnel Services – Salaries	\$753,044.31	\$721,151.90		\$2,042,504.65
200 Personnel Services – Employee Benefits				
210 Group Insurance – Contracted Provider	159,381.29	160,440.66		395,362.08
220 Social Security Contributions	56,109.99	53,615.58		151,275.34
230 PSERS Retirement Contributions	245,362.24	236,852.62		661,394.12
260 Workers' Compensation	4,180.27	4,036.51		11,453.07
Total Personnel Services – Employee Benefits	\$465,033.79	\$454,945.37		\$1,219,484.61
300 Purchased Professional and Technical Services				
310 Official / Administrative Services				184,833.96
329 Professional Educational Services – Other	5,425.00			5,425.00
330 Other Professional Services				40,000.00
340 Technical Services				32,652.16
Total Purchased Professional and Technical Services	\$5,425.00			\$262,911.12
400 Purchased Property Services				
440 Rentals				585.12
Total Purchased Property Services				\$585.12
500 Other Purchased Services				
520 Insurance – General				78,046.75
530 Communications				59,899.05
549 Other Advertising/Public Relations				1,093.10
580 Travel	6,718.52	4,842.58		18,394.89
Total Other Purchased Services	\$6,718.52	\$4,842.58		\$157,433.79
600 Supplies				
610 General Supplies	885.23	3,116.67		10,406.64
630 Food	1,695.44	1,498.69		10,363.52
640 Books and Periodicals				211.10
650 Supplies & Fees – Technology Related				28,073.24
Total Supplies	\$2,580.67	\$4,615.36		\$49,054.50
800 Other Objects				
810 Dues and Fees	8,921.42	7,625.93		29,420.59
Total Other Objects	\$8,921.42	\$7,625.93		\$29,420.59
Total 2300 Support Services – Administration	\$1,241,723.71	\$1,193,181.14		\$3,761,394.38

General Fund (10)

2310 Board Services

Elementary

Secondary

Federal

Total

300 Purchased Professional and Technical Services

310 Official / Administrative Services

22,500.00

Total Purchased Professional and Technical Services

\$22,500.00

500 Other Purchased Services

520 Insurance – General

72,187.00

580 Travel

240.00

Total Other Purchased Services

\$72,427.00

600 Supplies

610 General Supplies

1,156.46

630 Food

327.23

Total Supplies

\$1,483.69

Total 2310 Board Services

\$96,410.69

General Fund (10)

	<u>Elementary</u>	<u>Secondary</u>	<u>Federal</u>	<u>Total</u>
2330 Tax Assessment and Collection Services				
100 Personnel Services – Salaries				
100 Personnel Services – Salaries				51,766.20
Total Personnel Services – Salaries				\$51,766.20
200 Personnel Services – Employee Benefits				
210 Group Insurance – Contracted Provider				9,903.62
220 Social Security Contributions				3,923.16
230 PSERS Retirement Contributions				8,385.83
260 Workers' Compensation				294.98
Total Personnel Services – Employee Benefits				\$22,507.59
300 Purchased Professional and Technical Services				
310 Official / Administrative Services				1,950.00
340 Technical Services				32,652.16
Total Purchased Professional and Technical Services				\$34,602.16
500 Other Purchased Services				
520 Insurance – General				5,859.75
530 Communications				17,165.04
Total Other Purchased Services				\$23,024.79
Total 2330 Tax Assessment and Collection Services				\$131,900.74

General Fund (10)

2350 Legal and Accounting Services

Elementary

Secondary

Federal

Total

300 Purchased Professional and Technical Services

310 Official / Administrative Services

124,764.51

Total Purchased Professional and Technical Services

\$124,764.51

Total 2350 Legal and Accounting Services

\$124,764.51

General Fund (10)

2360 Office of the Superintendent / Executive Director Services

Elementary

Secondary

Federal

Total

100 Personnel Services – Salaries

100 Personnel Services – Salaries 516,542.24

Total Personnel Services – Salaries \$516,542.24

200 Personnel Services – Employee Benefits

210 Group Insurance – Contracted Provider 65,636.51

220 Social Security Contributions 37,626.61

230 PSERS Retirement Contributions 170,793.43

260 Workers' Compensation 2,941.31

Total Personnel Services – Employee Benefits \$276,997.86

300 Purchased Professional and Technical Services

310 Official / Administrative Services 35,619.45

330 Other Professional Services 40,000.00

Total Purchased Professional and Technical Services \$75,619.45

500 Other Purchased Services

580 Travel 6,593.79

Total Other Purchased Services \$6,593.79

600 Supplies

610 General Supplies 5,248.28

630 Food 6,842.16

640 Books and Periodicals 211.10

650 Supplies & Fees – Technology Related 28,073.24

Total Supplies \$40,374.78

800 Other Objects

810 Dues and Fees 12,873.24

Total Other Objects \$12,873.24

Total 2360 Office of the Superintendent / Executive Director Services \$929,001.36

General Fund (10)

	<u>Elementary</u>	<u>Secondary</u>	<u>Federal</u>	<u>Total</u>
2380 Office of the Principal Services				
100 Personnel Services – Salaries				
100 Personnel Services – Salaries	753,044.31	721,151.90		1,474,196.21
Total Personnel Services – Salaries	\$753,044.31	\$721,151.90		\$1,474,196.21
200 Personnel Services – Employee Benefits				
210 Group Insurance – Contracted Provider	159,381.29	160,440.66		319,821.95
220 Social Security Contributions	56,109.99	53,615.58		109,725.57
230 PSERS Retirement Contributions	245,362.24	236,852.62		482,214.86
260 Workers' Compensation	4,180.27	4,036.51		8,216.78
Total Personnel Services – Employee Benefits	\$465,033.79	\$454,945.37		\$919,979.16
300 Purchased Professional and Technical Services				
329 Professional Educational Services – Other	5,425.00			5,425.00
Total Purchased Professional and Technical Services	\$5,425.00			\$5,425.00
500 Other Purchased Services				
580 Travel	6,718.52	4,842.58		11,561.10
Total Other Purchased Services	\$6,718.52	\$4,842.58		\$11,561.10
600 Supplies				
610 General Supplies	885.23	3,116.67		4,001.90
630 Food	1,695.44	1,498.69		3,194.13
Total Supplies	\$2,580.67	\$4,615.36		\$7,196.03
800 Other Objects				
810 Dues and Fees	8,921.42	7,625.93		16,547.35
Total Other Objects	\$8,921.42	\$7,625.93		\$16,547.35
Total 2380 Office of the Principal Services	\$1,241,723.71	\$1,193,181.14		\$2,434,904.85

General Fund (10)

2390 Other Administration Services

Elementary

Secondary

Federal

Total

400 Purchased Property Services

440 Rentals

585.12

Total Purchased Property Services

\$585.12

500 Other Purchased Services

530 Communications

42,734.01

549 Other Advertising/Public Relations

1,093.10

Total Other Purchased Services

\$43,827.11

Total 2390 Other Administration Services

\$44,412.23

General Fund (10)

	<u>Elementary</u>	<u>Secondary</u>	<u>Federal</u>	<u>Total</u>
2400 Support Services – Pupil Health				
100 Personnel Services – Salaries				
100 Personnel Services – Salaries				288,185.51
Total Personnel Services – Salaries				\$288,185.51
200 Personnel Services – Employee Benefits				
210 Group Insurance – Contracted Provider				86,837.89
220 Social Security Contributions				21,283.10
230 PSERS Retirement Contributions				95,619.85
260 Workers' Compensation				1,613.00
Total Personnel Services – Employee Benefits				\$205,353.84
300 Purchased Professional and Technical Services				
310 Official / Administrative Services				5,155.75
330 Other Professional Services				75,279.96
Total Purchased Professional and Technical Services				\$80,435.71
500 Other Purchased Services				
580 Travel				53.90
Total Other Purchased Services				\$53.90
600 Supplies				
610 General Supplies				7,741.20
Total Supplies				\$7,741.20
800 Other Objects				
810 Dues and Fees				131.03
Total Other Objects				\$131.03
Total 2400 Support Services – Pupil Health				\$581,901.19

General Fund (10)

2420 Medical Services

Elementary

Secondary

Federal

Total

300 Purchased Professional and Technical Services

310 Official / Administrative Services

4,265.00

Total Purchased Professional and Technical Services

\$4,265.00

Total 2420 Medical Services

\$4,265.00

General Fund (10)

2430 Dental Services

Elementary

Secondary

Federal

Total

300 Purchased Professional and Technical Services

310 Official / Administrative Services

890.75

Total Purchased Professional and Technical Services

\$890.75

Total 2430 Dental Services

\$890.75

General Fund (10)

2440 Nursing Services

Elementary

Secondary

Federal

Total

100 Personnel Services – Salaries

100 Personnel Services – Salaries 288,185.51

Total Personnel Services – Salaries \$288,185.51

200 Personnel Services – Employee Benefits

210 Group Insurance – Contracted Provider 86,837.89

220 Social Security Contributions 21,283.10

230 PSERS Retirement Contributions 95,619.85

260 Workers' Compensation 1,613.00

Total Personnel Services – Employee Benefits \$205,353.84

300 Purchased Professional and Technical Services

330 Other Professional Services 45,567.50

Total Purchased Professional and Technical Services \$45,567.50

500 Other Purchased Services

580 Travel 53.90

Total Other Purchased Services \$53.90

600 Supplies

610 General Supplies 7,741.20

Total Supplies \$7,741.20

800 Other Objects

810 Dues and Fees 131.03

Total Other Objects \$131.03

Total 2440 Nursing Services \$547,032.98

General Fund (10)

2450 Nonpublic Health Services

Elementary

Secondary

Federal

Total

300 Purchased Professional and Technical Services

330 Other Professional Services

29,712.46

Total Purchased Professional and Technical Services

\$29,712.46

Total 2450 Nonpublic Health Services

\$29,712.46

General Fund (10)

2500 Support Services – Business

Elementary

Secondary

Federal

Total

100 Personnel Services – Salaries

100 Personnel Services – Salaries

526,453.45

Total Personnel Services – Salaries

\$526,453.45

200 Personnel Services – Employee Benefits

210 Group Insurance – Contracted Provider

171,692.96

220 Social Security Contributions

38,473.53

230 PSERS Retirement Contributions

172,925.90

260 Workers' Compensation

2,943.62

Total Personnel Services – Employee Benefits

\$386,036.01

300 Purchased Professional and Technical Services

330 Other Professional Services

5,300.00

340 Technical Services

32,744.00

Total Purchased Professional and Technical Services

\$38,044.00

400 Purchased Property Services

410 Cleaning Services

2,778.97

430 Repairs and Maintenance Services

175,063.95

440 Rentals

14,076.00

Total Purchased Property Services

\$191,918.92

500 Other Purchased Services

580 Travel

6,434.49

Total Other Purchased Services

\$6,434.49

600 Supplies

610 General Supplies

25,267.06

Total Supplies

\$25,267.06

700 Property

752 Capital Equipment – Original and Additional

429.00

Total Property

\$429.00

800 Other Objects

810 Dues and Fees

21,609.19

890 Miscellaneous Expenditures

4,172.93

Total Other Objects

\$25,782.12

Total 2500 Support Services – Business

\$1,200,365.05

General Fund (10)

2510 Fiscal Services

Elementary Secondary Federal Total

100	<u>Personnel Services – Salaries</u>			
	100 Personnel Services – Salaries			355,972.40
Total Personnel Services – Salaries				\$355,972.40
200	<u>Personnel Services – Employee Benefits</u>			
	210 Group Insurance – Contracted Provider			90,309.56
	220 Social Security Contributions			25,784.56
	230 PSERS Retirement Contributions			116,555.51
	260 Workers' Compensation			1,991.06
Total Personnel Services – Employee Benefits				\$234,640.69
300	<u>Purchased Professional and Technical Services</u>			
	330 Other Professional Services			5,300.00
	340 Technical Services			32,744.00
Total Purchased Professional and Technical Services				\$38,044.00
400	<u>Purchased Property Services</u>			
	410 Cleaning Services			2,778.97
Total Purchased Property Services				\$2,778.97
500	<u>Other Purchased Services</u>			
	580 Travel			6,434.49
Total Other Purchased Services				\$6,434.49
600	<u>Supplies</u>			
	610 General Supplies			4,408.98
Total Supplies				\$4,408.98
700	<u>Property</u>			
	752 Capital Equipment – Original and Additional			429.00
Total Property				\$429.00
800	<u>Other Objects</u>			
	810 Dues and Fees			4,222.93
	890 Miscellaneous Expenditures			4,172.93
Total Other Objects				\$8,395.86
Total 2510 Fiscal Services				\$651,104.39

General Fund (10)

2511 Supervision of Fiscal Services - Head of Component

Elementary

Secondary

Federal

Total

100 Personnel Services – Salaries

100 Personnel Services – Salaries

142,597.63

Total Personnel Services – Salaries

\$142,597.63

200 Personnel Services – Employee Benefits

210 Group Insurance – Contracted Provider

1,456.74

220 Social Security Contributions

10,104.46

230 PSERS Retirement Contributions

47,415.11

260 Workers' Compensation

808.35

Total Personnel Services – Employee Benefits

\$59,784.66

500 Other Purchased Services

580 Travel

6,434.49

Total Other Purchased Services

\$6,434.49

800 Other Objects

810 Dues and Fees

2,737.68

Total Other Objects

\$2,737.68

Total 2511 Supervision of Fiscal Services - Head of Component

\$211,554.46

General Fund (10)

2513 Receiving and Disbursing Funds Services

Elementary

Secondary

Federal

Total

100 Personnel Services – Salaries

100 Personnel Services – Salaries

86,254.79

Total Personnel Services – Salaries

\$86,254.79

200 Personnel Services – Employee Benefits

210 Group Insurance – Contracted Provider

43,702.33

220 Social Security Contributions

6,249.72

230 PSERS Retirement Contributions

27,747.47

260 Workers' Compensation

489.25

Total Personnel Services – Employee Benefits

\$78,188.77

Total 2513 Receiving and Disbursing Funds Services

\$164,443.56

General Fund (10)

2514 Payroll Services

100 Personnel Services – Salaries

	<u>Elementary</u>	<u>Secondary</u>	<u>Federal</u>	<u>Total</u>
100 Personnel Services – Salaries				45,315.00
Total Personnel Services – Salaries				\$45,315.00
200 Personnel Services – Employee Benefits				
210 Group Insurance – Contracted Provider				25,841.65
220 Social Security Contributions				3,316.09
230 PSERS Retirement Contributions				14,630.62
260 Workers' Compensation				256.76
Total Personnel Services – Employee Benefits				\$44,045.12
Total 2514 Payroll Services				\$89,360.12

General Fund (10)

	<u>Elementary</u>	<u>Secondary</u>	<u>Federal</u>	<u>Total</u>
2515 Financial Accounting Services				
100 Personnel Services – Salaries				
100 Personnel Services – Salaries				65,519.02
Total Personnel Services – Salaries				\$65,519.02
200 Personnel Services – Employee Benefits				
210 Group Insurance – Contracted Provider				19,308.84
220 Social Security Contributions				4,868.42
230 PSERS Retirement Contributions				21,317.93
260 Workers' Compensation				344.58
Total Personnel Services – Employee Benefits				\$45,839.77
300 Purchased Professional and Technical Services				
330 Other Professional Services				5,300.00
340 Technical Services				32,744.00
Total Purchased Professional and Technical Services				\$38,044.00
400 Purchased Property Services				
410 Cleaning Services				2,778.97
Total Purchased Property Services				\$2,778.97
600 Supplies				
610 General Supplies				4,408.98
Total Supplies				\$4,408.98
700 Property				
752 Capital Equipment – Original and Additional				429.00
Total Property				\$429.00
800 Other Objects				
810 Dues and Fees				1,485.25
890 Miscellaneous Expenditures				4,172.93
Total Other Objects				\$5,658.18
Total 2515 Financial Accounting Services				\$162,677.92

General Fund (10)

2519 Other Fiscal Services

Elementary

Secondary

Federal

Total

100 Personnel Services – Salaries

100 Personnel Services – Salaries

16,285.96

Total Personnel Services – Salaries

\$16,285.96

200 Personnel Services – Employee Benefits

220 Social Security Contributions

1,245.87

230 PSERS Retirement Contributions

5,444.38

260 Workers' Compensation

92.12

Total Personnel Services – Employee Benefits

\$6,782.37

Total 2519 Other Fiscal Services

\$23,068.33

General Fund (10)

2530 Warehousing and Distributing Services

Elementary

Secondary

Federal

Total

100 Personnel Services – Salaries

100 Personnel Services – Salaries

84,175.09

Total Personnel Services – Salaries

\$84,175.09

200 Personnel Services – Employee Benefits

210 Group Insurance – Contracted Provider

51,687.39

220 Social Security Contributions

6,216.32

230 PSERS Retirement Contributions

27,518.31

260 Workers' Compensation

463.11

Total Personnel Services – Employee Benefits

\$85,885.13

Total 2530 Warehousing and Distributing Services

\$170,060.22

General Fund (10)

	<u>Elementary</u>	<u>Secondary</u>	<u>Federal</u>	<u>Total</u>
2540 Printing, Publishing and Duplicating Services				
100 Personnel Services – Salaries				
100 Personnel Services – Salaries				86,305.96
Total Personnel Services – Salaries				\$86,305.96
200 Personnel Services – Employee Benefits				
210 Group Insurance – Contracted Provider				29,696.01
220 Social Security Contributions				6,472.65
230 PSERS Retirement Contributions				28,852.08
260 Workers' Compensation				489.45
Total Personnel Services – Employee Benefits				\$65,510.19
400 Purchased Property Services				
430 Repairs and Maintenance Services				107,917.70
Total Purchased Property Services				\$107,917.70
600 Supplies				
610 General Supplies				20,858.08
Total Supplies				\$20,858.08
Total 2540 Printing, Publishing and Duplicating Services				\$280,591.93

General Fund (10)

2590 Other Support Services – Business

Elementary

Secondary

Federal

Total

400 Purchased Property Services

430 Repairs and Maintenance Services

67,146.25

440 Rentals

14,076.00

Total Purchased Property Services

\$81,222.25

800 Other Objects

810 Dues and Fees

17,386.26

Total Other Objects

\$17,386.26

Total 2590 Other Support Services – Business

\$98,608.51

General Fund (10)

	<u>Elementary</u>	<u>Secondary</u>	<u>Federal</u>	<u>Total</u>
2600 Operation and Maintenance of Plant Services				
100 Personnel Services – Salaries				
100 Personnel Services – Salaries				2,068,164.17
Total Personnel Services – Salaries				\$2,068,164.17
200 Personnel Services – Employee Benefits				
210 Group Insurance – Contracted Provider				554,285.73
220 Social Security Contributions				155,759.03
230 PSERS Retirement Contributions				657,071.59
260 Workers' Compensation				11,438.79
Total Personnel Services – Employee Benefits				\$1,378,555.14
300 Purchased Professional and Technical Services				
350 Security / Safety Services				3,196.00
Total Purchased Professional and Technical Services				\$3,196.00
400 Purchased Property Services				
410 Cleaning Services				38,768.44
420 Utility Services				121,521.07
430 Repairs and Maintenance Services				233,537.43
440 Rentals				2,805.48
460 Extermination Services				6,390.25
Total Purchased Property Services				\$403,022.67
500 Other Purchased Services				
523 General Property and Liability Insurance				172,823.00
530 Communications				68,582.11
580 Travel				2,003.60
Total Other Purchased Services				\$243,408.71
600 Supplies				
610 General Supplies	154,851.38	166,817.37		321,668.75
620 Energy				858,355.58
630 Food				480.76
650 Supplies & Fees – Technology Related				8,143.63
Total Supplies	\$154,851.38	\$166,817.37		\$1,188,648.72
700 Property				
752 Capital Equipment – Original and Additional				11,060.65
Total Property				\$11,060.65
800 Other Objects				
810 Dues and Fees				2,305.49
Total Other Objects				\$2,305.49
Total 2600 Operation and Maintenance of Plant Services	\$154,851.38	\$166,817.37		\$5,298,361.55

General Fund (10)

	<u>Elementary</u>	<u>Secondary</u>	<u>Federal</u>	<u>Total</u>
2610 Supervision of Operation and Maintenance of Plant Services				
100 Personnel Services – Salaries				
100 Personnel Services – Salaries				237,393.26
Total Personnel Services – Salaries				\$237,393.26
200 Personnel Services – Employee Benefits				
210 Group Insurance – Contracted Provider				64,848.16
220 Social Security Contributions				17,743.56
230 PSERS Retirement Contributions				77,342.00
260 Workers' Compensation				1,330.48
Total Personnel Services – Employee Benefits				\$161,264.20
800 Other Objects				
810 Dues and Fees				903.09
Total Other Objects				\$903.09
Total 2610 Supervision of Operation and Maintenance of Plant Services				\$399,560.55

General Fund (10)

	<u>Elementary</u>	<u>Secondary</u>	<u>Federal</u>	<u>Total</u>
2611 Supervision of Operation and Maintenance of Plant Services – Head of Component				
100 Personnel Services – Salaries				
100 Personnel Services – Salaries				237,393.26
Total Personnel Services – Salaries				\$237,393.26
200 Personnel Services – Employee Benefits				
210 Group Insurance – Contracted Provider				64,848.16
220 Social Security Contributions				17,743.56
230 PSERS Retirement Contributions				77,342.00
260 Workers' Compensation				1,330.48
Total Personnel Services – Employee Benefits				\$161,264.20
800 Other Objects				
810 Dues and Fees				903.09
Total Other Objects				\$903.09
Total 2611 Supervision of Operation and Maintenance of Plant Services – Head of Component				\$399,560.55

General Fund (10)

	<u>Elementary</u>	<u>Secondary</u>	<u>Federal</u>	<u>Total</u>
2620 Operation of Buildings Services				
100 Personnel Services – Salaries				
100 Personnel Services – Salaries				1,647,192.77
Total Personnel Services – Salaries				\$1,647,192.77
200 Personnel Services – Employee Benefits				
210 Group Insurance – Contracted Provider				471,963.18
220 Social Security Contributions				123,871.07
230 PSERS Retirement Contributions				518,509.27
260 Workers' Compensation				9,088.77
Total Personnel Services – Employee Benefits				\$1,123,432.29
400 Purchased Property Services				
410 Cleaning Services				38,768.44
420 Utility Services				121,521.07
430 Repairs and Maintenance Services				202,467.44
440 Rentals				2,805.48
460 Extermination Services				6,390.25
Total Purchased Property Services				\$371,952.68
500 Other Purchased Services				
523 General Property and Liability Insurance				166,063.00
530 Communications				68,582.11
580 Travel				198.89
Total Other Purchased Services				\$234,844.00
600 Supplies				
610 General Supplies	140,750.97	152,717.00		293,467.97
620 Energy				858,355.58
630 Food				480.76
650 Supplies & Fees – Technology Related				5,083.63
Total Supplies	\$140,750.97	\$152,717.00		\$1,157,387.94
700 Property				
752 Capital Equipment – Original and Additional				9,143.65
Total Property				\$9,143.65
800 Other Objects				
810 Dues and Fees				1,402.40
Total Other Objects				\$1,402.40
Total 2620 Operation of Buildings Services	\$140,750.97	\$152,717.00		\$4,545,355.73

General Fund (10)

	<u>Elementary</u>	<u>Secondary</u>	<u>Federal</u>	<u>Total</u>
2630 Care and Upkeep of Grounds Services				
100 Personnel Services – Salaries				
100 Personnel Services – Salaries				82,590.38
Total Personnel Services – Salaries				\$82,590.38
200 Personnel Services – Employee Benefits				
210 Group Insurance – Contracted Provider				11,133.99
220 Social Security Contributions				6,315.86
230 PSERS Retirement Contributions				27,460.10
260 Workers' Compensation				443.94
Total Personnel Services – Employee Benefits				\$45,353.89
400 Purchased Property Services				
430 Repairs and Maintenance Services				15,943.56
Total Purchased Property Services				\$15,943.56
600 Supplies				
610 General Supplies	12,685.07	12,685.04		25,370.11
Total Supplies	\$12,685.07	\$12,685.04		\$25,370.11
Total 2630 Care and Upkeep of Grounds Services	\$12,685.07	\$12,685.04		\$169,257.94

General Fund (10)

	<u>Elementary</u>	<u>Secondary</u>	<u>Federal</u>	<u>Total</u>
2640 Care and Upkeep of Equipment Services				
400 <u>Purchased Property Services</u>				
430 Repairs and Maintenance Services				4,569.31
Total Purchased Property Services				\$4,569.31
Total 2640 Care and Upkeep of Equipment Services				\$4,569.31

General Fund (10)

	<u>Elementary</u>	<u>Secondary</u>	<u>Federal</u>	<u>Total</u>
2650 Vehicle Operation and Maintenance Services (Other Than Student Transportation Vehicles)				
400 Purchased Property Services				
430 Repairs and Maintenance Services				10,557.12
Total Purchased Property Services				\$10,557.12
600 Supplies				
610 General Supplies	712.13	712.13		1,424.26
Total Supplies	\$712.13	\$712.13		\$1,424.26
Total 2650 Vehicle Operation and Maintenance Services (Other Than Student Transportation Vehicles)	\$712.13	\$712.13		\$11,981.38

General Fund (10)

	<u>Elementary</u>	<u>Secondary</u>	<u>Federal</u>	<u>Total</u>
2660 Safety and Security Services				
100 Personnel Services – Salaries				
100 Personnel Services – Salaries				100,987.76
Total Personnel Services – Salaries				\$100,987.76
200 Personnel Services – Employee Benefits				
210 Group Insurance – Contracted Provider				6,340.40
220 Social Security Contributions				7,828.54
230 PSERS Retirement Contributions				33,760.22
260 Workers' Compensation				575.60
Total Personnel Services – Employee Benefits				\$48,504.76
300 Purchased Professional and Technical Services				
350 Security / Safety Services				3,196.00
Total Purchased Professional and Technical Services				\$3,196.00
500 Other Purchased Services				
523 General Property and Liability Insurance				6,760.00
580 Travel				1,804.71
Total Other Purchased Services				\$8,564.71
600 Supplies				
610 General Supplies	703.21	703.20		1,406.41
650 Supplies & Fees – Technology Related				3,060.00
Total Supplies	\$703.21	\$703.20		\$4,466.41
700 Property				
752 Capital Equipment – Original and Additional				1,917.00
Total Property				\$1,917.00
Total 2660 Safety and Security Services	\$703.21	\$703.20		\$167,636.64

General Fund (10)

	<u>Elementary</u>	<u>Secondary</u>	<u>Federal</u>	<u>Total</u>
2700 Student Transportation Services				
500 Other Purchased Services				
513 Contracted Carriers				2,459,399.56
516 Student Transportation Services From the IU				58,918.34
Total Other Purchased Services				\$2,518,317.90
600 Supplies				
610 General Supplies				145.90
Total Supplies				\$145.90
800 Other Objects				
810 Dues and Fees				3,000.00
Total Other Objects				\$3,000.00
Total 2700 Student Transportation Services				\$2,521,463.80

General Fund (10)

2720 Vehicle Operation Services

Elementary

Secondary

Federal

Total

500 Other Purchased Services

513 Contracted Carriers

2,358,870.31

516 Student Transportation Services From the IU

58,918.34

Total Other Purchased Services

\$2,417,788.65

600 Supplies

610 General Supplies

145.90

Total Supplies

\$145.90

800 Other Objects

810 Dues and Fees

3,000.00

Total Other Objects

\$3,000.00

Total 2720 Vehicle Operation Services

\$2,420,934.55

General Fund (10)

	<u>Elementary</u>	<u>Secondary</u>	<u>Federal</u>	<u>Total</u>
2750 Nonpublic Transportation				
500 <u>Other Purchased Services</u>				
513 Contracted Carriers				100,529.25
Total Other Purchased Services				\$100,529.25
Total 2750 Nonpublic Transportation				\$100,529.25

General Fund (10)

2800 Support Services – Central

Elementary

Secondary

Federal

Total

100 Personnel Services – Salaries

100 Personnel Services – Salaries

502,082.18

Total Personnel Services – Salaries

\$502,082.18

200 Personnel Services – Employee Benefits

210 Group Insurance – Contracted Provider

110,723.96

220 Social Security Contributions

37,731.60

230 PSERS Retirement Contributions

165,263.80

240 Tuition Reimbursement

11,715.00

260 Workers' Compensation

2,844.95

Total Personnel Services – Employee Benefits

\$328,279.31

300 Purchased Professional and Technical Services

310 Official / Administrative Services

23,515.67

Total Purchased Professional and Technical Services

\$23,515.67

500 Other Purchased Services

549 Other Advertising/Public Relations

17,659.90

580 Travel

1,822.73

Total Other Purchased Services

\$19,482.63

600 Supplies

610 General Supplies

9,415.63

630 Food

121.01

650 Supplies & Fees – Technology Related

11,353.61

Total Supplies

\$20,890.25

800 Other Objects

810 Dues and Fees

4,719.32

890 Miscellaneous Expenditures

6,027.30

Total Other Objects

\$10,746.62

Total 2800 Support Services – Central

\$904,996.66

General Fund (10)

2810 Planning, Research, Development and Evaluation Services

Elementary

Secondary

Federal

Total

100 Personnel Services – Salaries

100 Personnel Services – Salaries

208,443.53

Total Personnel Services – Salaries

\$208,443.53

200 Personnel Services – Employee Benefits

210 Group Insurance – Contracted Provider

40,855.14

220 Social Security Contributions

15,611.04

230 PSERS Retirement Contributions

67,100.48

260 Workers' Compensation

1,174.12

Total Personnel Services – Employee Benefits

\$124,740.78

Total 2810 Planning, Research, Development and Evaluation Services

\$333,184.31

General Fund (10)

2820 Information Services

Elementary

Secondary

Federal

Total

100 Personnel Services – Salaries

100 Personnel Services – Salaries

103,459.46

Total Personnel Services – Salaries

\$103,459.46

200 Personnel Services – Employee Benefits

210 Group Insurance – Contracted Provider

26,106.01

220 Social Security Contributions

7,742.06

230 PSERS Retirement Contributions

34,586.45

260 Workers' Compensation

588.82

Total Personnel Services – Employee Benefits

\$69,023.34

500 Other Purchased Services

580 Travel

537.70

Total Other Purchased Services

\$537.70

600 Supplies

610 General Supplies

4,603.93

650 Supplies & Fees – Technology Related

1,767.34

Total Supplies

\$6,371.27

800 Other Objects

810 Dues and Fees

897.00

Total Other Objects

\$897.00

Total 2820 Information Services

\$180,288.77

General Fund (10)

2823 Public Information Services

Elementary

Secondary

Federal

Total

100 Personnel Services – Salaries

100 Personnel Services – Salaries

103,459.46

Total Personnel Services – Salaries

\$103,459.46

200 Personnel Services – Employee Benefits

210 Group Insurance – Contracted Provider

26,106.01

220 Social Security Contributions

7,742.06

230 PSERS Retirement Contributions

34,586.45

260 Workers' Compensation

588.82

Total Personnel Services – Employee Benefits

\$69,023.34

500 Other Purchased Services

580 Travel

537.70

Total Other Purchased Services

\$537.70

600 Supplies

610 General Supplies

4,603.93

650 Supplies & Fees – Technology Related

1,767.34

Total Supplies

\$6,371.27

800 Other Objects

810 Dues and Fees

897.00

Total Other Objects

\$897.00

Total 2823 Public Information Services

\$180,288.77

General Fund (10)

2830 Staff Services

	<u>Elementary</u>	<u>Secondary</u>	<u>Federal</u>	<u>Total</u>
100 Personnel Services – Salaries				
100 Personnel Services – Salaries				190,179.19
Total Personnel Services – Salaries				\$190,179.19
200 Personnel Services – Employee Benefits				
210 Group Insurance – Contracted Provider				43,762.81
220 Social Security Contributions				14,378.50
230 PSERS Retirement Contributions				63,576.87
240 Tuition Reimbursement				11,715.00
260 Workers' Compensation				1,082.01
Total Personnel Services – Employee Benefits				\$134,515.19
300 Purchased Professional and Technical Services				
310 Official / Administrative Services				23,515.67
Total Purchased Professional and Technical Services				\$23,515.67
500 Other Purchased Services				
549 Other Advertising/Public Relations				17,659.90
580 Travel				1,285.03
Total Other Purchased Services				\$18,944.93
600 Supplies				
610 General Supplies				4,811.70
630 Food				121.01
650 Supplies & Fees – Technology Related				9,586.27
Total Supplies				\$14,518.98
800 Other Objects				
810 Dues and Fees				3,822.32
890 Miscellaneous Expenditures				6,027.30
Total Other Objects				\$9,849.62
Total 2830 Staff Services				\$391,523.58

General Fund (10)

2831 Supervision of Staff Services

Elementary

Secondary

Federal

Total

100 Personnel Services – Salaries

100 Personnel Services – Salaries

153,889.39

Total Personnel Services – Salaries

\$153,889.39

200 Personnel Services – Employee Benefits

210 Group Insurance – Contracted Provider

42,834.09

220 Social Security Contributions

11,602.26

230 PSERS Retirement Contributions

51,445.17

260 Workers' Compensation

876.15

Total Personnel Services – Employee Benefits

\$106,757.67

500 Other Purchased Services

580 Travel

1,054.60

Total Other Purchased Services

\$1,054.60

800 Other Objects

810 Dues and Fees

1,932.32

890 Miscellaneous Expenditures

5,180.72

Total Other Objects

\$7,113.04

Total 2831 Supervision of Staff Services

\$268,814.70

General Fund (10)

	<u>Elementary</u>	<u>Secondary</u>	<u>Federal</u>	<u>Total</u>
2832 Recruitment and Placement Services				
500 Other Purchased Services				
549 Other Advertising/Public Relations				17,659.90
Total Other Purchased Services				\$17,659.90
600 Supplies				
630 Food				121.01
Total Supplies				\$121.01
800 Other Objects				
810 Dues and Fees				1,890.00
Total Other Objects				\$1,890.00
Total 2832 Recruitment and Placement Services				\$19,670.91

General Fund (10)

2833 Staff Accounting Services

Elementary Secondary Federal Total

100 Personnel Services – Salaries				
100 Personnel Services – Salaries				36,289.80
Total Personnel Services – Salaries				\$36,289.80
200 Personnel Services – Employee Benefits				
210 Group Insurance – Contracted Provider				928.72
220 Social Security Contributions				2,776.24
230 PSERS Retirement Contributions				12,131.70
260 Workers' Compensation				205.86
Total Personnel Services – Employee Benefits				\$16,042.52
300 Purchased Professional and Technical Services				
310 Official / Administrative Services				23,515.67
Total Purchased Professional and Technical Services				\$23,515.67
600 Supplies				
610 General Supplies				4,811.70
650 Supplies & Fees – Technology Related				9,586.27
Total Supplies				\$14,397.97
800 Other Objects				
890 Miscellaneous Expenditures				846.58
Total Other Objects				\$846.58
Total 2833 Staff Accounting Services				\$91,092.54

General Fund (10)

	<u>Elementary</u>	<u>Secondary</u>	<u>Federal</u>	<u>Total</u>
2836 Staff Development Services – Non-Instructional, Non-Certified Staff Only				
200 Personnel Services – Employee Benefits				
240 Tuition Reimbursement				11,715.00
Total Personnel Services – Employee Benefits				\$11,715.00
500 Other Purchased Services				
580 Travel				230.43
Total Other Purchased Services				\$230.43
Total 2836 Staff Development Services – Non-Instructional, Non-Certified Staff Only				\$11,945.43

General Fund (10)

2900 Other Support Services

Elementary

Secondary

Federal

Total

500 Other Purchased Services

595 IU Payments By Withholding

55,505.36

Total Other Purchased Services

\$55,505.36

Total 2900 Other Support Services

\$55,505.36

General Fund (10)

2910 Support Services Not Listed Elsewhere In the 2000 Series

Elementary

Secondary

Federal

Total

500 Other Purchased Services

595 IU Payments By Withholding

55,505.36

Total Other Purchased Services

\$55,505.36

Total 2910 Support Services Not Listed Elsewhere In the 2000 Series

\$55,505.36

General Fund (10)

3000 Operation of Non-Instructional Services

Total

100 Personnel Services – Salaries

100 Personnel Services – Salaries 992,448.65

Total Personnel Services – Salaries \$992,448.65

200 Personnel Services – Employee Benefits

210 Group Insurance – Contracted Provider 72,832.74

220 Social Security Contributions 75,451.81

230 PSERS Retirement Contributions 235,452.69

260 Workers’ Compensation 5,521.51

Total Personnel Services – Employee Benefits \$389,258.75

300 Purchased Professional and Technical Services

310 Official / Administrative Services 3,559.00

329 Professional Educational Services – Other 3,937.00

330 Other Professional Services 61,114.36

350 Security / Safety Services 9,684.64

Total Purchased Professional and Technical Services \$78,295.00

400 Purchased Property Services

440 Rentals 2,521.00

Total Purchased Property Services \$2,521.00

500 Other Purchased Services

510 Student Transportation Services 71,559.46

520 Insurance – General 11,361.50

580 Travel 13,971.43

Total Other Purchased Services \$96,892.39

600 Supplies

610 General Supplies 120,348.52

Total Supplies \$120,348.52

800 Other Objects

810 Dues and Fees 21,184.07

890 Miscellaneous Expenditures 107,014.69

Total Other Objects \$128,198.76

Total 3000 Operation of Non-Instructional Services \$1,807,963.07

General Fund (10)

	<u>Elementary</u>	<u>Secondary</u>	<u>Federal</u>	<u>Total</u>
3200 Student Activities				
100 Personnel Services – Salaries				
100 Personnel Services – Salaries				927,940.90
Total Personnel Services – Salaries				\$927,940.90
200 Personnel Services – Employee Benefits				
210 Group Insurance – Contracted Provider				72,832.74
220 Social Security Contributions				69,624.97
230 PSERS Retirement Contributions				221,050.06
260 Workers' Compensation				5,238.42
Total Personnel Services – Employee Benefits				\$368,746.19
300 Purchased Professional and Technical Services				
310 Official / Administrative Services				3,559.00
329 Professional Educational Services – Other				3,937.00
330 Other Professional Services				61,114.36
350 Security / Safety Services				9,684.64
Total Purchased Professional and Technical Services				\$78,295.00
400 Purchased Property Services				
440 Rentals				2,521.00
Total Purchased Property Services				\$2,521.00
500 Other Purchased Services				
510 Student Transportation Services				71,559.46
520 Insurance – General				11,361.50
580 Travel				13,971.43
Total Other Purchased Services				\$96,892.39
600 Supplies				
610 General Supplies				114,408.47
Total Supplies				\$114,408.47
800 Other Objects				
810 Dues and Fees				21,184.07
890 Miscellaneous Expenditures				736.16
Total Other Objects				\$21,920.23
Total 3200 Student Activities				\$1,610,724.18

General Fund (10)

3300 Community Services

100 Personnel Services – Salaries

	<u>Elementary</u>	<u>Secondary</u>	<u>Federal</u>	<u>Total</u>
100 Personnel Services – Salaries				64,507.75
Total Personnel Services – Salaries				\$64,507.75

200 Personnel Services – Employee Benefits

220 Social Security Contributions				5,826.84
230 PSERS Retirement Contributions				14,402.63
260 Workers' Compensation				283.09
Total Personnel Services – Employee Benefits				\$20,512.56

600 Supplies

610 General Supplies			5,128.70	5,940.05
Total Supplies			\$5,128.70	\$5,940.05

800 Other Objects

890 Miscellaneous Expenditures				106,278.53
Total Other Objects				\$106,278.53

Total 3300 Community Services

			\$5,128.70	\$197,238.89
--	--	--	-------------------	---------------------

General Fund (10)

4000 Facilities Acquisition, Construction and Improvement Services

Total

300 Purchased Professional and Technical Services

330 Other Professional Services

62,101.72

Total Purchased Professional and Technical Services

\$62,101.72

Total 4000 Facilities Acquisition, Construction and Improvement Services

\$62,101.72

General Fund (10)

	<u>Elementary</u>	<u>Secondary</u>	<u>Federal</u>	<u>Total</u>
4400 Architecture and Engineering Services / Educational Specifications – Improvements				
300 <u>Purchased Professional and Technical Services</u>				
330 Other Professional Services				62,101.72
Total Purchased Professional and Technical Services				\$62,101.72
Total 4400 Architecture and Engineering Services / Educational Specifications – Improvements				\$62,101.72

General Fund (10)

5000 Other Expenditures and Financing Uses

Total

800 Other Objects

880 Refunds of Prior Years' Receipts

1,631.28

Total Other Objects

\$1,631.28

900 Other Uses of Funds

932 Capital Reserve Fund Transfers Applicable To Fund 32

1,092,291.77

939 Other Fund Transfers

6,184,124.66

Total Other Uses of Funds

\$7,276,416.43

Total 5000 Other Expenditures and Financing Uses

\$7,278,047.71

General Fund (10)

5100 Debt Service / Other Expenditures and Financing Uses	<u>Elementary</u>	<u>Secondary</u>	<u>Federal</u>	<u>Total</u>
800 <u>Other Objects</u>				
880 Refunds of Prior Years' Receipts				1,631.28
Total Other Objects				\$1,631.28
Total 5100 Debt Service / Other Expenditures and Financing Uses				\$1,631.28

General Fund (10)

	<u>Elementary</u>	<u>Secondary</u>	<u>Federal</u>	<u>Total</u>
5130 Refund of Prior Year Revenues / Receipts				
800 <u>Other Objects</u>				
880 Refunds of Prior Years' Receipts				1,631.28
Total Other Objects				\$1,631.28
Total 5130 Refund of Prior Year Revenues / Receipts				\$1,631.28

General Fund (10)

5200 Interfund Transfers – Out

Elementary

Secondary

Federal

Total

900 Other Uses of Funds

932 Capital Reserve Fund Transfers Applicable To Fund 32

1,092,291.77

939 Other Fund Transfers

6,184,124.66

Total Other Uses of Funds

\$7,276,416.43

Total 5200 Interfund Transfers – Out

\$7,276,416.43

General Fund (10)

5230 Capital Projects Fund Transfers

Elementary

Secondary

Federal

Total

900 Other Uses of Funds

932 Capital Reserve Fund Transfers Applicable To Fund 32

1,092,291.77

Total Other Uses of Funds

\$1,092,291.77

Total 5230 Capital Projects Fund Transfers

\$1,092,291.77

General Fund (10)

5240 Debt Service Fund Transfers

Elementary

Secondary

Federal

Total

900 Other Uses of Funds

939 Other Fund Transfers

6,184,124.66

Total Other Uses of Funds

\$6,184,124.66

Total 5240 Debt Service Fund Transfers

\$6,184,124.66

Capital Reserve Fund - § 1431 (32)

2000 Support Services

400 Purchased Property Services

450 Construction Services 8,930.00

Total Purchased Property Services \$8,930.00

700 Property

752 Capital Equipment – Original and Additional 137,176.24

756 Capitalized Technology Equipment – Original 24,947.47

758 Capitalized Technology Software - Original 157,803.00

Total Property \$319,926.71

Total 2000 Support Services \$328,856.71

LEA : 114063003 Governor Mifflin SD

Printed 11/19/2019 7:31:39 AM

Capital Reserve Fund - § 1431 (32)

2100 Support Services – Students

Elementary

Secondary

Federal

Total

700 Property

758 Capitalized Technology Software - Original

157,803.00

Total Property

\$157,803.00

Total 2100 Support Services – Students

\$157,803.00

LEA : 114063003 Governor Mifflin SD

Printed 11/19/2019 7:31:39 AM

Capital Reserve Fund - § 1431 (32)

2170 Student Accounting Services

Elementary

Secondary

Federal

Total

700 Property

758 Capitalized Technology Software - Original

157,803.00

Total Property

\$157,803.00

Total 2170 Student Accounting Services

\$157,803.00

Capital Reserve Fund - § 1431 (32)

2200 Support Services – Instructional Staff

700 Property

756 Capitalized Technology Equipment – Original

Total Property

Total 2200 Support Services – Instructional Staff

	<u>Elementary</u>	<u>Secondary</u>	<u>Federal</u>	<u>Total</u>
756 Capitalized Technology Equipment – Original	12,473.74	12,473.73		24,947.47
Total Property	\$12,473.74	\$12,473.73		\$24,947.47
Total 2200 Support Services – Instructional Staff	\$12,473.74	\$12,473.73		\$24,947.47

Capital Reserve Fund - § 1431 (32)

2240 Computer-Assisted Instruction Support Services

700 Property

756 Capitalized Technology Equipment – Original

Total Property

Total 2240 Computer-Assisted Instruction Support Services

Elementary

Secondary

Federal

Total

12,473.74

12,473.73

24,947.47

\$12,473.74

\$12,473.73

\$24,947.47

\$12,473.74

\$12,473.73

\$24,947.47

Capital Reserve Fund - § 1431 (32)

2600 Operation and Maintenance of Plant Services

Elementary

Secondary

Federal

Total

400 Purchased Property Services

450 Construction Services

8,930.00

Total Purchased Property Services

\$8,930.00

700 Property

752 Capital Equipment – Original and Additional

137,176.24

Total Property

\$137,176.24

Total 2600 Operation and Maintenance of Plant Services

\$146,106.24

Capital Reserve Fund - § 1431 (32)

2620 Operation of Buildings Services

Elementary

Secondary

Federal

Total

400 Purchased Property Services

450 Construction Services

8,930.00

Total Purchased Property Services

\$8,930.00

700 Property

752 Capital Equipment – Original and Additional

137,176.24

Total Property

\$137,176.24

Total 2620 Operation of Buildings Services

\$146,106.24

LEA : 114063003 Governor Mifflin SD

Printed 11/19/2019 7:31:46 AM

Capital Reserve Fund - § 1431 (32)

4000 Facilities Acquisition, Construction and Improvement Services

Total

400 Purchased Property Services

450 Construction Services

9,815.90

Total Purchased Property Services

\$9,815.90

Total 4000 Facilities Acquisition, Construction and Improvement Services

\$9,815.90

LEA : 114063003 Governor Mifflin SD

Printed 11/19/2019 7:31:46 AM

Capital Reserve Fund - § 1431 (32)

4600 Existing Building Improvement Services

Elementary

Secondary

Federal

Total

400 Purchased Property Services

450 Construction Services

9,815.90

Total Purchased Property Services

\$9,815.90

Total 4600 Existing Building Improvement Services

\$9,815.90

Debt Service Fund (40)

5000 Other Expenditures and Financing Uses

Total

800 Other Objects

830 Interest 1,719,125.00

Total Other Objects \$1,719,125.00

900 Other Uses of Funds

910 Redemption of Principal 4,465,000.00

Total Other Uses of Funds \$4,465,000.00

Total 5000 Other Expenditures and Financing Uses \$6,184,125.00

Debt Service Fund (40)

5100 Debt Service / Other Expenditures and Financing Uses	<u>Elementary</u>	<u>Secondary</u>	<u>Federal</u>	<u>Total</u>
800 <u>Other Objects</u>				
830 Interest				1,719,125.00
Total Other Objects				\$1,719,125.00
900 <u>Other Uses of Funds</u>				
910 Redemption of Principal				4,465,000.00
Total Other Uses of Funds				\$4,465,000.00
Total 5100 Debt Service / Other Expenditures and Financing Uses				\$6,184,125.00

Debt Service Fund (40)

	<u>Elementary</u>	<u>Secondary</u>	<u>Federal</u>	<u>Total</u>
5110 Debt Service				
800 Other Objects				
830 Interest				1,719,125.00
Total Other Objects				\$1,719,125.00
900 Other Uses of Funds				
910 Redemption of Principal				4,465,000.00
Total Other Uses of Funds				\$4,465,000.00
Total 5110 Debt Service				\$6,184,125.00

	<u>General Fund(10)</u>	<u>Public Purpose Trust(27)</u>	<u>Other Compt Approved (28)</u>	<u>Athletic / Activity(29)</u>	<u>Capital Reserve (690, 1850)(31)</u>
1000 Instruction					
1100 Regular Programs - Elementary / Secondary	28,015,723.33				
1200 Special Programs - Elementary / Secondary	12,350,565.05				
1300 Vocational Education	1,164,092.04				
1400 Other Instructional Programs - Elementary / Secondary	162,465.95				
1500 Nonpublic School Programs	21,731.40				
1800 Pre-Kindergarten	332,682.47				
Total Instruction	\$42,047,260.24				
2000 Support Services					
2100 Support Services - Students	2,521,451.49				
2200 Support Services - Instructional Staff	3,025,232.66				
2300 Support Services - Administration	3,761,394.38				
2400 Support Services - Pupil Health	581,901.19				
2500 Support Services - Business	1,200,365.05				
2600 Operation and Maintenance of Plant Services	5,298,361.55				
2700 Student Transportation Services	2,521,463.80				
2800 Support Services - Central	904,996.66				
2900 Other Support Services	55,505.36				
Total Support Services	\$19,870,672.14				
3000 Operation of Non-Instructional Services					
3200 Student Activities	1,610,724.18				
3300 Community Services	197,238.89				
Total Operation of Non-Instructional Services	\$1,807,963.07				
4000 Facilities Acquisition, Construction and Improvement Services					
4400 Architecture and Engineering Services / Educational Specifications - Improvements	62,101.72				
4600 Existing Building Improvement Services					
Total Facilities Acquisition, Construction and Improvement	\$62,101.72				
5000 Other Expenditures and Financing Uses					
5100 Debt Service / Other Expenditures and Financing Uses	1,631.28				
5200 Interfund Transfers - Out	7,276,416.43				
Total Other Expenditures and Financing Uses	\$7,278,047.71				
TOTAL ACTUAL EXPENDITURES & OTHER FINANCING USES	\$71,066,044.88				

	<u>Capital Reserve (1431)(32)</u>	<u>Other Capital Projects Fund(39)</u>	<u>Debt Service(40)</u>	<u>Permanent(90)</u>	<u>Total</u>
1000 Instruction					
1100 Regular Programs - Elementary / Secondary					28,015,723.33
1200 Special Programs - Elementary / Secondary					12,350,565.05
1300 Vocational Education					1,164,092.04
1400 Other Instructional Programs - Elementary / Secondary					162,465.95
1500 Nonpublic School Programs					21,731.40
1800 Pre-Kindergarten					332,682.47
Total Instruction					\$42,047,260.24
2000 Support Services					
2100 Support Services - Students	157,803.00				2,679,254.49
2200 Support Services - Instructional Staff	24,947.47				3,050,180.13
2300 Support Services - Administration					3,761,394.38
2400 Support Services - Pupil Health					581,901.19
2500 Support Services - Business					1,200,365.05
2600 Operation and Maintenance of Plant Services	146,106.24				5,444,467.79
2700 Student Transportation Services					2,521,463.80
2800 Support Services - Central					904,996.66
2900 Other Support Services					55,505.36
Total Support Services	\$328,856.71				\$20,199,528.85
3000 Operation of Non-Instructional Services					
3200 Student Activities					1,610,724.18
3300 Community Services					197,238.89
Total Operation of Non-Instructional Services					\$1,807,963.07
4000 Facilities Acquisition, Construction and Improvement Services					
4400 Architecture and Engineering Services / Educational Specifications - Improvements					62,101.72
4600 Existing Building Improvement Services	9,815.90				9,815.90
Total Facilities Acquisition, Construction and Improvement	\$9,815.90				\$71,917.62
5000 Other Expenditures and Financing Uses					
5100 Debt Service / Other Expenditures and Financing Uses			6,184,125.00		6,185,756.28
5200 Interfund Transfers - Out					7,276,416.43
Total Other Expenditures and Financing Uses			\$6,184,125.00		\$13,462,172.71
TOTAL ACTUAL EXPENDITURES & OTHER FINANCING USES	\$338,672.61		\$6,184,125.00		\$77,588,842.49

PSERS Salary Data (Salary Data should relate to the General Fund only)

Amount Description	Amount
Total Salary Base for salaries subject to PSERS withholding	29,576,871.83
Total Federally Funded salaries subject to PSERS withholding	1,056,710.02
	<hr/>

Title I Expenditure Data

Amount Description	Amount
Expenditures Funded with Current Title I Funds	427,564.24
Expenditures Funded with Carry over Title I Funds	
Total Title I Expenditure Data	<hr/> \$427,564.24 <hr/>

Benefits for Staff Relative to Collective Bargaining Agreements

	OBJECT	COVERED	NOT COVERED	TOTAL
10 General Fund	No Self Insurance data to report			
	211 Medical Insurance	6,084,653.47	36,702.76	6,121,356.23
	212 Dental Insurance	272,175.00	4,078.80	276,253.80
	215 Eye Care Insurance			
	216 Prescription Insurance			
	271 Self-Insurance Medical Benefits			
	272 Self-Insurance Dental Benefits			
	275 Self-Insurance Eye Care Benefits			
	276 Self-Insurance Prescription Benefits			
	FUND TOTAL	\$6,356,828.47	\$40,781.56	\$6,397,610.03
50 Enterprise Fund	No Self Insurance data to report			
	211 Medical Insurance	107,490.87		107,490.87
	212 Dental Insurance	8,047.46		8,047.46
	215 Eye Care Insurance			
	216 Prescription Insurance			
	271 Self-Insurance Medical Benefits			
	272 Self-Insurance Dental Benefits			
	275 Self-Insurance Eye Care Benefits			
	276 Self-Insurance Prescription Benefits			
	FUND TOTAL	\$115,538.33		\$115,538.33
60 Internal Service Fund	No Self Insurance data to report			
	211 Medical Insurance			
	212 Dental Insurance			
	215 Eye Care Insurance			
	216 Prescription Insurance			
	271 Self-Insurance Medical Benefits			
	272 Self-Insurance Dental Benefits			
	275 Self-Insurance Eye Care Benefits			
	276 Self-Insurance Prescription Benefits			
	FUND TOTAL			
Total of All Funds		\$6,472,366.80	\$40,781.56	\$6,513,148.36

LEA : 114063003 Governor Mifflin SD

Printed 11/19/2019 7:32:12 AM

Function	Special Education (Prior Year)	Nonspecial Education (Prior Year)	Total (Prior Year)	Special Education (Current Year)	Nonspecial Education (Current Year)	Total (Current Year)
2120 Guidance Services	297,738.66	1,187,242.18	1,484,980.84	311,629.20	1,234,917.71	1,546,546.91
2140 Psychological Services	574,813.97		574,813.97	585,087.26		585,087.26
2150 Speech Pathology and Audiology Services						
2160 Social Work Services	30,432.50		30,432.50	30,397.50		30,397.50
2260 Instruction and Curriculum Development Services	320,017.56	234,267.43	554,284.99	363,030.58	230,607.81	593,638.39
2350 Legal and Accounting Services	153,019.72	44,960.10	197,979.82	84,362.26	40,402.25	124,764.51
2420 Medical Services	352.08	1,403.92	1,756.00	859.40	3,405.60	4,265.00
2440 Nursing Services	97,178.03	387,500.40	484,678.43	110,227.15	436,805.83	547,032.98
2700 Student Transportation Services	981,206.09	1,474,246.47	2,455,452.56	1,136,163.92	1,385,299.88	2,521,463.80
Total	\$2,454,758.61	\$3,329,620.50	\$5,784,379.11	\$2,621,757.27	\$3,331,439.08	\$5,953,196.35

(PRINCIPAL AMOUNTS ONLY)

GOVERNMENTAL FUNDS/ ACTIVITIES

	Short-Term Borrowing	General Obligation Bonds/Notes	Authority Building Obligations	Other Long-Term Debt	Other Post-Employment Benefits (OPEB)	Compensated Absences	Net Pension Liability	Total
1. Debt at Beginning of Fiscal Year		56,680,000.00		3,268,864.00	8,609,875.00	885,792.00	106,619,223.00	176,063,754.00
2. Additional Debt Incurred During Year					760,402.00	102,929.00	5,799,646.00	6,662,977.00
3. Retirements and Repayments		4,465,000.00		299,791.00	460,668.00	196,317.00	9,236,922.00	14,658,698.00
4. Debt at End of Fiscal Year		52,215,000.00		2,969,073.00	8,909,609.00	792,404.00	103,181,947.00	168,068,033.00
5. Accreted Interest at End Of Fiscal Year								
6. Total Debt and Accreted Interest		52,215,000.00		2,969,073.00	8,909,609.00	792,404.00	103,181,947.00	168,068,033.00
7. Current Portion P&I - Due within 1 year		6,358,353.50		299,791.00		210,895.00		6,869,039.50
8. Interest Paid during current fiscal year		1,719,124.66						1,719,124.66

(PRINCIPAL AMOUNTS ONLY)

PROPRIETARY FUNDS

	Short-Term Borrowing	General Obligation Bonds/Notes	Authority Building Obligations	Other Long-Term Debt	Other Post-Employment Benefits (OPEB)	Compensated Absences	Net Pension Liability	Total
1. Debt at Beginning of Fiscal Year					243,133.00		2,677,777.00	2,920,910.00
2. Additional Debt Incurred During Year					13,950.00			13,950.00
3. Retirements and Repayments					10,872.00		248,724.00	259,596.00
4. Debt at End of Fiscal Year					246,211.00		2,429,053.00	2,675,264.00
5. Accreted Interest at End Of Fiscal Year								
6. Total Debt and Accreted Interest					246,211.00		2,429,053.00	2,675,264.00
7. Current Portion P&I - Due within 1 year								
8. Interest Paid during current fiscal year								

Total Principal and Interest Payments Made by Your School - All Funds

Function	Fund		Principal (910)	Principal (920)	Interest (830)	Total (Principal +Interest)	Misc Other Uses (990)
5110	10	General Fund					
5110	20	Special Revenue Funds					
5110	30	Capital Projects Funds					
5110	40	Debt Service Fund	4,465,000.00		1,719,125.00	6,184,125.00	
5110	90	Permanent Fund					
5120	10	General Fund					
5120	20	Special Revenue Funds					
5120	30	Capital Projects Funds					
5120	40	Debt Service Fund					

Total Debt Payments - Governmental Funds			\$4,465,000.00		\$1,719,125.00	\$6,184,125.00	
---	--	--	-----------------------	--	-----------------------	-----------------------	--

Function	Fund		Principal (910)	Principal (920)	Interest (830)	Total (Principal +Interest)
5110	50	Enterprise Fund				
5110	60	Internal Service Fund				
5120	50	Enterprise Fund				
5120	60	Internal Service Fund				

Total Debt Payments - Proprietary Funds						
--	--	--	--	--	--	--

Debt Details
Governmental Funds/ Activities

Debt Category	Debt Issue Date (MM/YYYY)	Principal Amounts Only				Current Portion Due Within One Year (Principal and Interest)	Interest Paid During Fiscal Year
		Debt at Beginning of Fiscal Year	Additions	Reductions / Repayments	Debt at End of Fiscal Year		
General Obligation Bonds/Notes – CIB	06/2016	8,930,000.00		3,215,000.00	5,715,000.00	3,378,728.50	177,707.00
General Obligation Bonds/Notes – CIB	10/2015	9,580,000.00		165,000.00	9,415,000.00	377,725.00	207,817.66
General Obligation Bonds/Notes – CIB	12/2012	4,610,000.00		465,000.00	4,145,000.00	828,400.00	172,700.00
General Obligation Bonds/Notes – CIB	12/2012	33,560,000.00		620,000.00	32,940,000.00	1,773,500.00	1,160,900.00
Other Long Term Debt/Liabilities		3,268,864.00		299,791.00	2,969,073.00	299,791.00	
Compensated Absences		885,792.00	102,929.00	196,317.00	792,404.00	210,895.00	
Other Post-Employment Benefits (OPEB)		8,609,875.00	760,402.00	460,668.00	8,909,609.00		
Net Pension Liability		106,619,223.00	5,799,646.00	9,236,922.00	103,181,947.00		
Totals for Debt Entered:		\$176,063,754.00	\$6,662,977.00	\$14,658,698.00	\$168,068,033.00	\$6,869,039.50	\$1,719,124.66

Bond Details
Proprietary Funds

Debt Category	Debt Issue Date (MM/YYYY)	Principal Amounts Only				Current Portion Due Within One Year (Principal and Interest)	Interest Paid During Fiscal Year
		Debt at Beginning of Fiscal Year	Additions	Reductions / Repayments	Debt at End of Fiscal Year		
Other Post-Employment Benefits (OPEB)		243,133.00	13,950.00	10,872.00	246,211.00		
Net Pension Liability		2,677,777.00		248,724.00	2,429,053.00		
Totals for Debt Entered:		\$2,920,910.00	\$13,950.00	\$259,596.00	\$2,675,264.00		

General Fund (10)

Section 1: Tuition/Purchased Services as Reported within Expenditure Detail

	Amount
Tuition Reported in General Fund Expenditures 1000-560	4,809,579.26
Purchased Services in General Fund Expenditures 1000-594 and 1000-597	1,467.33

Section 1 Total	\$4,811,046.59
------------------------	-----------------------

Section 2: Tuition Paid to Institution Types During Fiscal Year

	Tuition Paid For Nonspecial Education	Tuition Paid For Special Education	Total
1 1306 Institutions			
2 Institutionalized Children's Programs	45,848.22	2,096,612.09	2,142,460.31
3 Juveniles Incarcerated in Adult Facilities	12,244.72		12,244.72
4 Residential Treatment Facilities			
5 Other Local Education Agencies	39,058.06	160,377.39	199,435.45
6 Brick and Mortar Charter Schools			
7 Cyber Charter Schools	403,777.99	433,009.41	836,787.40
8 Career and Technology Centers	1,164,092.04	57,511.86	1,221,603.90
9 Approved Private Schools		319,498.82	319,498.82
10 PA Chartered Schools for the Deaf and Blind			
11 Private Residential Rehabilitative Institutions	58,000.60		58,000.60
12 Juvenile Detention Centers	10,484.22	9,063.84	19,548.06
13 Special Program Jointures			
14 Other Tuition Not Included Elsewhere In This Section		1,467.33	1,467.33
Section 2 Total	\$1,733,505.85	\$3,077,540.74	\$4,811,046.59

LEA : 114063003 Governor Mifflin SD

Printed 11/19/2019 7:32:19 AM

Page - 1 of 2

Food Service / Cafeteria Operations Fund (51)**3000 Operation of Non-Instructional Services****Total****100 Personnel Services – Salaries**

100 Personnel Services – Salaries 691,147.41

Total Personnel Services – Salaries**\$691,147.41****200 Personnel Services – Employee Benefits**

210 Group Insurance – Contracted Provider 118,657.13

220 Social Security Contributions 52,714.02

230 PSERS Retirement Contributions 179,206.70

260 Workers' Compensation 3,891.80

280 Other Post-Employment Benefits (OPEB) (103.00)

299 All Other Employee Benefits 5,668.93

Total Personnel Services – Employee Benefits**\$360,035.58****300 Purchased Professional and Technical Services**

330 Other Professional Services 379.70

340 Technical Services 6,138.00

Total Purchased Professional and Technical Services**\$6,517.70****400 Purchased Property Services**

430 Repairs and Maintenance Services 30,237.81

440 Rentals 696.00

Total Purchased Property Services**\$30,933.81****500 Other Purchased Services**

580 Travel 2,512.50

Total Other Purchased Services**\$2,512.50****600 Supplies**

610 General Supplies 70,422.05

630 Food 1,116,418.80

Total Supplies**\$1,186,840.85****700 Property**

740 Depreciation 26,428.82

Total Property**\$26,428.82****800 Other Objects**

810 Dues and Fees 775.15

890 Miscellaneous Expenditures 359.90

Total Other Objects**\$1,135.05****900 Other Uses of Funds**

900 Other Uses of Funds 16,778.00

Total Other Uses of Funds**\$16,778.00****Total 3000 Operation of Non-Instructional Services****\$2,322,329.72**

Food Service / Cafeteria Operations Fund (51)

	<u>Elementary</u>	<u>Secondary</u>	<u>Federal</u>	<u>Total</u>
3100 Food Services				
100 Personnel Services – Salaries				
100 Personnel Services – Salaries				691,147.41
Total Personnel Services – Salaries				\$691,147.41
200 Personnel Services – Employee Benefits				
210 Group Insurance – Contracted Provider				118,657.13
220 Social Security Contributions				52,714.02
230 PSERS Retirement Contributions				179,206.70
260 Workers' Compensation				3,891.80
280 Other Post-Employment Benefits (OPEB)				(103.00)
299 All Other Employee Benefits				5,668.93
Total Personnel Services – Employee Benefits				\$360,035.58
300 Purchased Professional and Technical Services				
330 Other Professional Services				379.70
340 Technical Services				6,138.00
Total Purchased Professional and Technical Services				\$6,517.70
400 Purchased Property Services				
430 Repairs and Maintenance Services				30,237.81
440 Rentals				696.00
Total Purchased Property Services				\$30,933.81
500 Other Purchased Services				
580 Travel				2,512.50
Total Other Purchased Services				\$2,512.50
600 Supplies				
610 General Supplies				70,422.05
630 Food				1,116,418.80
Total Supplies				\$1,186,840.85
700 Property				
740 Depreciation				26,428.82
Total Property				\$26,428.82
800 Other Objects				
810 Dues and Fees				775.15
890 Miscellaneous Expenditures				359.90
Total Other Objects				\$1,135.05
900 Other Uses of Funds				
900 Other Uses of Funds				16,778.00
Total Other Uses of Funds				\$16,778.00
Total 3100 Food Services				\$2,322,329.72

	<u>Food Service(51)</u>	<u>Child Care Operations(52)</u>	<u>Other Enterprise(58)</u>	<u>Internal Service(60)</u>	<u>Total</u>
3000 <u>Operation of Non-Instructional Services</u>					
3100 Food Services	2,322,329.72				2,322,329.72
Total Operation of Non-Instructional Services	\$2,322,329.72				\$2,322,329.72
TOTAL ACTUAL EXPENDITURES & OTHER FINANCING USES	\$2,322,329.72				\$2,322,329.72

LEA : 114063003 Governor Mifflin SD

Printed 11/19/2019 7:32:28 AM

Fund	School	School Number	Local Personnel	Local Nonpersonnel	State Personnel	State Nonpersonnel	Federal Personnel	Federal Nonpersonnel	Total	Explanation
10	Brecknock El Sch	793	4,201,958.42	761,039.10	1,540,815.29	279,065.27	89,229.65	16,160.86	6,888,268.59	
	Cumru El Sch	794	4,225,640.97	588,548.31	1,549,499.44	215,814.66	89,732.56	12,497.97	6,681,733.91	
	Governor Mifflin MS	801	5,961,419.07	1,113,382.08	2,185,991.56	408,265.85	126,592.24	23,642.95	9,819,293.75	
	Governor Mifflin SHS	802	10,885,297.45	2,249,123.23	3,991,527.53	824,730.54	231,152.05	47,760.70	18,229,591.50	
	Intermediate Sch	6794	5,766,721.30	974,110.46	2,114,597.87	357,196.37	122,457.79	20,685.48	9,355,769.27	
	Mifflin Park El Sch	8096	4,060,588.08	656,050.01	1,488,976.22	240,566.85	86,227.62	13,931.39	6,546,340.17	
Total			35,101,625.29	6,342,253.19	12,871,407.91	2,325,639.54	745,391.91	134,679.35	57,520,997.19	