

LEA Name : Governor Mifflin SD
Address : 10 South Waverly Street
Shillington , PA 19607

County : Berks
AUN Number : 114063003
LEA Type : SD

Annual Financial Report Accuracy Certification Statement

For Fiscal Year Ending
6/30/2020

Pennsylvania Department of Education
&
Office of Comptroller Operations

PDE-2056: Intermediate Unit

PDE-2057: School District, AVTS/CTC, Charter School,
and Special Program Jointure


CERTIFICATION: By signing this page I agree that the electronic data submitted is a complete and accurate statement of the financial operations and status of the local education agency for the fiscal year. It has been prepared in accordance with generally accepted accounting principles and established Commonwealth of PA reporting guidelines.



Chief School Administrator Signature

10-30-20

Date



Board Secretary Signature

10-30-20

Date

Kelly Price

Contact Person

(610)775-1461 Ext :1117

Contact Person Telephone Number

kelly.price@gmsd.org

Contact Person E-mail Address

Contact Person Fax Number

Audit Certification
Annual Financial Report:
For Fiscal Year Ending 6/30/2020
(Pursuant to PA School Code Section 218(b))

LEA Name : Governor Mifflin SD
AUN Number : 114063003
County : Berks


Audit Certification Due: 12/31/2020

This certification is applicable to the Annual Financial Report data submitted through the Consolidated Financial Reporting System (CFRS).

CERTIFICATION: By signing this page I agree that the financial statements of the school have been properly audited as noted above pursuant to Article XXIV, and in the auditor's professional opinion, the Annual Financial Report (PDE-2057) submitted through CFRS is materially consistent with the audited financial statements.

Chief School Administrator


Board Secretary



Signature

10-30-20

Date



Signature

10-30-20

Date

Kelly Price

(610)775-1461 Ext :1117

Contact Person

Contact Person Telephone Number

kelly.price@gmsd.org

Contact Person E-mail Address

Contact Person Fax Number

Amounts Expressed in Whole Dollars

	<u>General Fund</u> <u>(10)</u>	<u>Student Sponsored</u> <u>Activity Fund</u> <u>(21)</u>	<u>Public Purpose Trust</u> <u>(27)</u>	<u>Other Compt Approved</u> <u>(28)</u>	<u>Athletic / Activity</u> <u>(29)</u>
Assets And Deferred Outflows Of Resources					
Assets					
0100 Cash and Cash Equivalents	4,241,554				
0110 Investments	9,634,574				
0120 Taxes Receivable	1,879,079				
0130 Due From Other Funds	180				
0141 Due From Other Governments	433,103				
0142 State Revenue Receivable	2,378,088				
0143 Federal Revenue Receivable	64,332				
0145 Other Intergovernmental Revenue Receivable					
0146 Due from Primary Government					
0147 Due from Component Unit					
0150 Other Receivables	91,459				
0170 Inventories					
0180 Prepaid Expenses (Expenditures)	15,854				
0190 Other Current Assets					
Total Assets	\$18,738,223				
0910 Deferred Outflows of Resources					
Total Assets And Deferred Outflows Of Resources	\$18,738,223				

Amounts Expressed in Whole Dollars

<u>Capital Reserve (690.</u>	<u>Capital Reserve (1431)</u>	<u>Other Capital Projects</u>	<u>Debt Service</u>	<u>Permanent</u>
<u>1850)</u>	<u>(32)</u>	<u>Fund</u>	<u>(40)</u>	<u>(90)</u>
<u>(31)</u>		<u>(39)</u>		

Assets And Deferred Outflows Of Resources

Assets

0100 Cash and Cash Equivalents	5,109,264
0110 Investments	3,204,479
0120 Taxes Receivable	
0130 Due From Other Funds	600,000
0141 Due From Other Governments	
0142 State Revenue Receivable	
0143 Federal Revenue Receivable	
0145 Other Intergovernmental Revenue Receivable	
0146 Due from Primary Government	
0147 Due from Component Unit	
0150 Other Receivables	
0170 Inventories	
0180 Prepaid Expenses (Expenditures)	
0190 Other Current Assets	

Total Assets	\$8,913,743
---------------------	--------------------

0910 Deferred Outflows of Resources

Total Assets And Deferred Outflows Of Resources	\$8,913,743
--	--------------------

Amounts Expressed in Whole Dollars

Total Governmental Funds

Assets And Deferred Outflows Of Resources

Assets	
0100 Cash and Cash Equivalents	9,350,818
0110 Investments	12,839,053
0120 Taxes Receivable	1,879,079
0130 Due From Other Funds	600,180
0141 Due From Other Governments	433,103
0142 State Revenue Receivable	2,378,088
0143 Federal Revenue Receivable	64,332
0145 Other Intergovernmental Revenue Receivable	
0146 Due from Primary Government	
0147 Due from Component Unit	
0150 Other Receivables	91,459
0170 Inventories	
0180 Prepaid Expenses (Expenditures)	15,854
0190 Other Current Assets	
Total Assets	\$27,651,966
0910 Deferred Outflows of Resources	
Total Assets And Deferred Outflows Of Resources	\$27,651,966

Amounts Expressed in Whole Dollars

	<u>General Fund</u> <u>(10)</u>	<u>Student Sponsored</u> <u>Activity Fund</u> <u>(21)</u>	<u>Public Purpose Trust</u> <u>(27)</u>	<u>Other Compt Approved</u> <u>(28)</u>	<u>Athletic / Activity</u> <u>(29)</u>
Liabilities And Deferred Inflows Of Resources And Fund Balances					
Liabilities					
0400 Due to Other Funds	635,090				
0411 Due to Other Governments					
0412 Due to Primary Government					
0413 Due to Component Unit					
0420 Accounts Payable	1,038,775				
0430 Contracts Payable					
0440 Current Portion of Long-Term Debt					
0450 Short-Term Payables					
0461 Accrued Salaries and Benefits	3,717,811				
0462 Payroll Deductions and Withholding	4,442,456				
0480 Unearned Revenues	65,604				
0490 Other Current Liabilities					
Total Liabilities	\$9,899,736				
0950 Deferred Inflows of Resources	1,208,793				
Fund Balances					
0810 Nonspendable Fund Balance	15,854				
0820 Restricted Fund Balance					
0830 Committed Fund Balance	1,250,000				
0840 Assigned Fund Balance	2,551,081				
0850 Unassigned Fund Balance	3,812,759				
Total Fund Balances	\$7,629,694				
Total Liabilities, Deferred Inflows Of Resources And Fund Balances	\$18,738,223				

Amounts Expressed in Whole Dollars	<u>Capital Reserve (690.</u> <u>1850)</u> <u>(31)</u>	<u>Capital Reserve (1431)</u> <u>(32)</u>	<u>Other Capital Projects</u> <u>Fund</u> <u>(39)</u>	<u>Debt Service</u> <u>(40)</u>	<u>Permanent</u> <u>(90)</u>
Liabilities And Deferred Inflows Of Resources And Fund Balances					
Liabilities					
0400 Due to Other Funds					
0411 Due to Other Governments					
0412 Due to Primary Government					
0413 Due to Component Unit					
0420 Accounts Payable			68,529		
0430 Contracts Payable					
0440 Current Portion of Long-Term Debt					
0450 Short-Term Payables					
0461 Accrued Salaries and Benefits					
0462 Payroll Deductions and Withholding					
0480 Unearned Revenues					
0490 Other Current Liabilities					
Total Liabilities			\$68,529		
0950 Deferred Inflows of Resources					
Fund Balances					
0810 Nonspendable Fund Balance					
0820 Restricted Fund Balance			8,845,214		
0830 Committed Fund Balance					
0840 Assigned Fund Balance					
0850 Unassigned Fund Balance					
Total Fund Balances			\$8,845,214		
Total Liabilities, Deferred Inflows Of Resources And Fund Balances			\$8,913,743		

Amounts Expressed in Whole Dollars

Total Governmental Funds

Liabilities And Deferred Inflows Of Resources And Fund Balances

Liabilities

0400 Due to Other Funds	635,090
0411 Due to Other Governments	
0412 Due to Primary Government	
0413 Due to Component Unit	
0420 Accounts Payable	1,107,304
0430 Contracts Payable	
0440 Current Portion of Long-Term Debt	
0450 Short-Term Payables	
0461 Accrued Salaries and Benefits	3,717,811
0462 Payroll Deductions and Withholding	4,442,456
0480 Unearned Revenues	65,604
0490 Other Current Liabilities	

Total Liabilities \$9,968,265

0950 Deferred Inflows of Resources	1,208,793
------------------------------------	-----------

Fund Balances

0810 Nonspendable Fund Balance	15,854
0820 Restricted Fund Balance	8,845,214
0830 Committed Fund Balance	1,250,000
0840 Assigned Fund Balance	2,551,081
0850 Unassigned Fund Balance	3,812,759

Total Fund Balances \$16,474,908

Total Liabilities, Deferred Inflows Of Resources And Fund Balances \$27,651,966

Amounts Expressed in Whole Dollars	<u>General Fund</u> <u>(10)</u>	<u>Student Sponsored</u> <u>Activity Fund</u> <u>(21)</u>	<u>Public Purpose Trust</u> <u>(27)</u>	<u>Other Compt Approved</u> <u>(28)</u>	<u>Athletic / Activity</u> <u>(29)</u>
Revenues					
6000 Revenue from Local Sources	51,713,800				
7000 Revenue from State Sources	19,265,347				
8000 Revenue from Federal Sources	936,450				
Total Revenues	\$71,915,597				
Expenditures					
1000 Instruction	43,032,007				
2000 Support Services	19,528,250				
3000 Operation of Non-Instructional Services	1,855,259				
4000 Facilities Acquisition, Construction and Improvement Services	17,672				
5110 Debt Service					
5130 Refund of Prior Year Revenues / Receipts	13,461				
Total Expenditures	\$64,446,649				
Excess (Deficiency) Of Revenues Over Expenditures	\$7,468,948				
Other Financing Sources (Uses)					
9110 Face Value of Bonds Issued					
9120 Proceeds from Refunding of Bonds					
9130 Bond Premiums					
9200 Proceeds from Extended-Term Financing					
9300 Interfund Transfers - IN	6,405				
9400 Sale of or Compensation for Loss of Fixed Assets	24,617				
9710 Transfers from Component Units					
9720 Transfers from Primary Governments					
9910 Other Financing Sources Not Listed in the 9000 Series					
9990 Insurance Recoveries					
5120 Debt Service – Refunded Bonds					
5150 Bond Discounts					
5200 Interfund Transfers – Out	6,958,353				
5300 Transfers Out to Component Units/Primary Governments					
Total Other Financing Sources (Uses)	(\$6,927,331)				

Amounts Expressed in Whole Dollars	<u>Capital Reserve (690.1850)</u> <u>(31)</u>	<u>Capital Reserve (1431)</u> <u>(32)</u>	<u>Other Capital Projects</u> <u>Fund</u> <u>(39)</u>	<u>Debt Service</u> <u>(40)</u>	<u>Permanent</u> <u>(90)</u>
Revenues					
6000 Revenue from Local Sources		135,348			
7000 Revenue from State Sources					
8000 Revenue from Federal Sources					
Total Revenues		\$135,348			
Expenditures					
1000 Instruction					
2000 Support Services		377,285			
3000 Operation of Non-Instructional Services		14,854			
4000 Facilities Acquisition, Construction and Improvement Services		755,414			
5110 Debt Service				6,358,353	
5130 Refund of Prior Year Revenues / Receipts					
Total Expenditures		\$1,147,553		\$6,358,353	
Excess (Deficiency) Of Revenues Over Expenditures		(\$1,012,205)		(\$6,358,353)	
Other Financing Sources (Uses)					
9110 Face Value of Bonds Issued					
9120 Proceeds from Refunding of Bonds					
9130 Bond Premiums					
9200 Proceeds from Extended-Term Financing					
9300 Interfund Transfers - IN		600,000		6,358,353	
9400 Sale of or Compensation for Loss of Fixed Assets					
9710 Transfers from Component Units					
9720 Transfers from Primary Governments					
9910 Other Financing Sources Not Listed in the 9000 Series					
9990 Insurance Recoveries					
5120 Debt Service – Refunded Bonds					
5150 Bond Discounts					
5200 Interfund Transfers – Out					
5300 Transfers Out to Component Units/Primary Governments					
Total Other Financing Sources (Uses)		\$600,000		\$6,358,353	

Amounts Expressed in Whole Dollars	<u>Total Governmental Funds</u>
Revenues	
6000 Revenue from Local Sources	51,849,148
7000 Revenue from State Sources	19,265,347
8000 Revenue from Federal Sources	936,450
Total Revenues	\$72,050,945
Expenditures	
1000 Instruction	43,032,007
2000 Support Services	19,905,535
3000 Operation of Non-Instructional Services	1,870,113
4000 Facilities Acquisition, Construction and Improvement Services	773,086
5110 Debt Service	6,358,353
5130 Refund of Prior Year Revenues / Receipts	13,461
Total Expenditures	\$71,952,555
Excess (Deficiency) Of Revenues Over Expenditures	\$98,390
Other Financing Sources (Uses)	
9110 Face Value of Bonds Issued	
9120 Proceeds from Refunding of Bonds	
9130 Bond Premiums	
9200 Proceeds from Extended-Term Financing	
9300 Interfund Transfers - IN	6,964,758
9400 Sale of or Compensation for Loss of Fixed Assets	24,617
9710 Transfers from Component Units	
9720 Transfers from Primary Governments	
9910 Other Financing Sources Not Listed in the 9000 Series	
9990 Insurance Recoveries	
5120 Debt Service – Refunded Bonds	
5150 Bond Discounts	
5200 Interfund Transfers – Out	6,958,353
5300 Transfers Out to Component Units/Primary Governments	
Total Other Financing Sources (Uses)	\$31,022

Amounts Expressed in Whole Dollars	<u>General Fund</u> <u>(10)</u>	<u>Student Sponsored</u> <u>Activity Fund</u> <u>(21)</u>	<u>Public Purpose Trust</u> <u>(27)</u>	<u>Other Compt Approved</u> <u>(28)</u>	<u>Athletic / Activity</u> <u>(29)</u>
Special And Extraordinary Items					
9920 Special Items – Gains					
9930 Extraordinary Items – Gains					
5520 Special Items – Losses					
5530 Extraordinary Items – Losses					
Net Change In Fund Balances	\$541,617				
Fund Balance					
0001 Fund Balance - Beginning of Fiscal Year	7,088,076				
Fund Balance - End Of Year	\$7,629,693				

Amounts Expressed in Whole Dollars	<u>Capital Reserve (690.</u> <u>1850)</u> <u>(31)</u>	<u>Capital Reserve (1431)</u> <u>(32)</u>	<u>Other Capital Projects</u> <u>Fund</u> <u>(39)</u>	<u>Debt Service</u> <u>(40)</u>	<u>Permanent</u> <u>(90)</u>
Special And Extraordinary Items					
9920 Special Items – Gains					
9930 Extraordinary Items – Gains					
5520 Special Items – Losses					
5530 Extraordinary Items – Losses					
Net Change In Fund Balances					
			(\$412,205)		
Fund Balance					
0001 Fund Balance - Beginning of Fiscal Year			9,257,419		
Fund Balance - End Of Year					
			\$8,845,214		

Amounts Expressed in Whole Dollars	<u>Total Governmental Funds</u>
Special And Extraordinary Items	
9920 Special Items – Gains	
9930 Extraordinary Items – Gains	
5520 Special Items – Losses	
5530 Extraordinary Items – Losses	
Net Change In Fund Balances	\$129,412
Fund Balance	
0001 Fund Balance - Beginning of Fiscal Year	16,345,495
Fund Balance - End Of Year	\$16,474,907

Amounts Expressed in Whole Dollars	<u>Food Service</u> <u>(51)</u>	<u>Child Care</u> <u>Operations</u> <u>(52)</u>	<u>Other Enterprise</u> <u>(58)</u>	<u>TOTAL</u>	<u>Internal Service</u> <u>(60)</u>
Assets And Deferred Outflows Of Resources					
Current Assets					
0100 Cash and Cash Equivalents	335,987			335,987	
0110 Investments					
0130 Due From Other Funds	34,910			34,910	
0141 Due From Other Governments					
0142 State Revenue Receivable					
0143 Federal Revenue Receivable	48,264			48,264	
0146 Due from Primary Government					
0147 Due from Component Unit					
0150 Other Receivables	109			109	
0170 Inventories	53,186			53,186	
0180 Prepaid Expenses (Expenditures)					
0190 Other Current Assets					
Total Current Assets	\$472,456			\$472,456	
Noncurrent Assets					
0211 Land					
0212 Site Improvements (Net)					
0220 Buildings and Building Improvements (Net)					
0230 Machinery, Equipment and Furniture (Net)	204,562			204,562	
0250 Construction in Progress					
0260 Long Term Prepayments					
0290 Other Noncurrent Assets					
Total Noncurrent Assets	\$204,562			\$204,562	
0910 Deferred Outflows of Resources	323,739			323,739	
Total Assets And Deferred Outflows Of Resources	\$1,000,757			\$1,000,757	

Amounts Expressed in Whole Dollars	<u>Food Service</u> (51)	<u>Child Care</u> <u>Operations</u> (52)	<u>Other Enterprise</u> (58)	<u>TOTAL</u>	<u>Internal Service</u> (60)
Liabilities And Deferred Inflows Of Resources And Net Position					
Current Liabilities					
0400 Due to Other Funds					
0411 Due to Other Governments					
0413 Due to Component Unit					
0420 Accounts Payable	1,028			1,028	
0430 Contracts Payable					
0440 Current Portion of Long-Term Debt					
0450 Short-Term Payables					
0461 Accrued Salaries and Benefits	4,408			4,408	
0462 Payroll Deductions and Withholding	1,626			1,626	
0480 Unearned Revenues	42,130			42,130	
0490 Other Current Liabilities					
Total Current Liabilities	\$49,192			\$49,192	
Noncurrent Liabilities					
0510 Bonds Payable					
0520 Extended-Term Financing Agreements Payable					
0530 Lease-Purchase Obligations					
0540 Accumulated Compensated Absences					
0550 Authority Lease Obligations					
0560 Other Post-Employment Benefits (OPEB)	248,129			248,129	
0570 Net Pension Liability	2,285,814			2,285,814	
0599 Other Noncurrent Liabilities					
Total Noncurrent Liabilities	\$2,533,943			\$2,533,943	
Total Liabilities	\$2,583,135			\$2,583,135	
0950 Deferred Inflows of Resources	355,338			355,338	
Net Position					
0791 Net Investment in Capital Assets	204,562			204,562	
0008 Restricted Net Position (0792 – 0798)					
0799 Unrestricted Net Position	(2,142,278)			(2,142,278)	
Total Net Position	(\$1,937,716)			(\$1,937,716)	
Total Liabilities And Deferred Inflows Of Resources And Net Position	\$1,000,757			\$1,000,757	

Amounts Expressed in Whole Dollars	<u>Food Service</u> <u>(51)</u>	<u>Child Care Operations</u> <u>(52)</u>	<u>Other Enterprise</u> <u>(58)</u>	<u>TOTAL</u>	<u>Internal Service</u> <u>(60)</u>
Operating Revenues					
6600 Food Service Revenue	690,852			690,852	
0071 Charges for Services					
0072 Other Operating Revenue					
Total Operating Revenues	\$690,852			\$690,852	
Operating Expenses					
100 Personnel Services – Salaries	701,767			701,767	
200 Personnel Services – Employee Benefits	331,190			331,190	
300 Purchased Professional and Technical Services	3,045			3,045	
400 Purchased Property Services	36,610			36,610	
500 Other Purchased Services	3,089			3,089	
600 Supplies	998,339			998,339	
740 Depreciation	26,116			26,116	
810 Dues and Fees	972			972	
890 Miscellaneous Expenditures					
Total Operating Expenses	\$2,101,128			\$2,101,128	
Operating Income (Loss)	(\$1,410,276)			(\$1,410,276)	
Non Operating Revenues (Expenses)					
6500 Earnings on Investments	3,820			3,820	
6920 Contributions and Donations from Private Sources					
6930 Gains or Losses on Sale of Fixed Assets					
6991 Refunds of a Prior Year Expenditure					
7000 Revenue from State Sources	212,824			212,824	
8000 Revenue from Federal Sources	1,176,004			1,176,004	
9990 Insurance Recoveries					
820 Claims and Judgments Against the LEA					
830 Interest					
TOTAL Non Operating Revenues (Expenses)	\$1,392,648			\$1,392,648	
Income (Loss) Before Contributions And Transfers	(\$17,628)			(\$17,628)	

Amounts Expressed in Whole Dollars	<u>Food Service</u> <u>(51)</u>	<u>Child Care Operations</u> <u>(52)</u>	<u>Other Enterprise</u> <u>(58)</u>	<u>TOTAL</u>	<u>Internal Service</u> <u>(60)</u>
Contributions, Transfers, and Special and Extraordinary Items					
5200 Interfund Transfers – Out	6,405			6,405	
5300 Transfers Out to Component Units/Primary Governments					
5520 Special Items – Losses					
5530 Extraordinary Items – Losses					
9300 Interfund Transfers - IN					
9500 Capital Contributions					
9700 Transfers IN From Component Units/Primary Governments					
9920 Special Items – Gains					
9930 Extraordinary Items – Gains					
Change In Net Position	(\$24,033)			(\$24,033)	
0002 Net Position - Beginning of Fiscal Year	(1,913,683)			(1,913,683)	
0003 Accounting Changes / Residual Equity Transfers					
Net Position - End Of Year	(\$1,937,716)			(\$1,937,716)	

Amounts Expressed in Whole Dollars	<u>Food Service</u> <u>(51)</u>	<u>Child Care Operations</u> <u>(52)</u>	<u>Other Enterprise</u> <u>(58)</u>	<u>TOTAL</u>	<u>Internal Service(60)</u>
Cash Flows From Operating Activities					
0011 Cash Receipts From Users	668,959			668,959	
0012 Cash Receipts From Assessments Made to Other Funds					
0013 Cash Receipts From Earnings on Investments					
0014 Cash Receipts From Other Operating Revenue					
0015 Cash Payments To Employees For Services	1,101,510			1,101,510	
0016 Cash Payments For Insurance Claims					
0017 Cash Payments To Suppliers For Goods and Services	913,761			913,761	
0018 Cash Payments For Other Operating Expenses					
Net Cash Provided By (Used For) Operating Activities	(\$1,346,312)			(\$1,346,312)	
Cash Flows From Non-Capital Financing Activities					
0021 Receipts From Local Sources - 6000					
0022 Receipts From State Sources - 7000	212,824			212,824	
0023 Receipts From Federal Sources -8000	990,621			990,621	
0024 Notes and Loans Received (Repaid)					
0025 Interest Paid on Notes/Loans - 5100-830					
0026 Operating Transfers In (Out)/Residual Equity Trans	(6,405)			(6,405)	
0027 Operating Transfers In (Out) Primary Government / Comp Unit					
0028 Receipts From Refund of Prior Year Expenditures - 6991					
0029 Special and Extraordinary Gains (losses)					
0030 Receipts from Insurance Recoveries -9990					
Net Cash Prov By (Used for) Non-Capital Financing Activities	\$1,197,040			\$1,197,040	
Cash Flows From Capital and Related Financing Activities					
0031 Payments For Fac Acq, Const, and Imp - 4000	(20,202)			(20,202)	
0032 Gain / (Loss) on Sale of Fixed Assets - 6930					
0033 Proceeds From Extended Term Financing - 9200					
0034 Principal Paid on Financing Agreements					
0035 Interest Paid on Financing Agreements - 5100-830					
0036 (Inc) Dec in Contributed Capital					
Net Cash Prov By (Used for) Capital and Related Financing Activities	(\$20,202)			(\$20,202)	
Cash Flows From Investing Activities					
0041 Earnings on Investments - 6500	3,820			3,820	
0042 Purchase of Inv Securities / Deposits to Inv Pools					
0043 Receipts From Investment Pool Withdrawals					
0044 Proceeds from Sale and Maturity of Inv Securities					

LEA : 114063003 Governor Mifflin SD

Printed 11/3/2020 11:30:31 AM

0045 Loans Received (Paid)

Net Cash Prov By (Used for) Investing Activities	\$3,820	\$3,820
---	----------------	----------------

	<u>Food Service</u> <u>(51)</u>	<u>Child Care Operations</u> <u>(52)</u>	<u>Other Enterprise</u> <u>(58)</u>	<u>TOTAL</u>	<u>Internal Service</u> <u>(60)</u>
Net Increase (Decrease) in Cash Flows	(165,654)			(165,654)	
0004 Cash and Cash Equivalents Beginning of Year	501,641			501,641	
Cash and Cash Equivalents at Year End	\$335,987			\$335,987	
<hr/>					
Reconciliation of Operating Income (Loss) To Net Cash Provided by (Used For) Operating Activities					
0005 Operating Income (Loss) per REP	(1,410,276)			(1,410,276)	
Adjustments					
0051 Depreciation and Net Amortization	26,116			26,116	
0052 Provision for Uncollectible Accounts					
0053 Other Adjustments	147,741			147,741	
Effect of Changes in Assets, Liabilities, Deferred Outflows and Deferred Inflows					
0054 (Inc) Dec In Accounts Receivable (0120-0150)	(19,941)			(19,941)	
0055 Advances to Other Funds (0160)					
0056 (Inc) Dec in Inventories (0170)	(15,326)			(15,326)	
0057 (Inc) Dec in Prepaid Expenses (0180)					
0058 (Inc) Dec in Other Current or Noncurrent Assets					
0064 Deferred Outflows (0910)	48,781			48,781	
0059 Inc (Dec) in Accounts Payable (0400-0450)	(2,988)			(2,988)	
0060 Inc (Dec) in Accrued Salaries/Benefits (0461)	3,324			3,324	
0065 Inc (Dec) in Net Pension Liabilities (0570)	(143,239)			(143,239)	
0066 Inc (Dec) in Other Postemp Benefit Oblig (0560)	1,918			1,918	
0061 Inc (Dec) in Payroll Deductions/Withholding (0462)					
0062 Inc (Dec) in Unearned Revenue (0480)	(3,085)			(3,085)	
0063 Inc (Dec) in Other Current or Noncurrent Liabilities					
0067 Deferred Inflows (0950)	20,663			20,663	
Total Adjustments	\$63,964			\$63,964	
Cash Provided By (Used for) Total	(\$1,346,312)			(\$1,346,312)	

COMBINED STATEMENT OF CASH FLOWS
SCHEDULE OF NONCASH INVESTING, CAPITAL, AND FINANCING ACTIVITIES

Explanation of Transaction and Balance Sheet Effect	Amount
Total	

LEA : 114063003 Governor Mifflin SD

Printed 11/3/2020 11:30:35 AM

Amounts Expressed in Whole Dollars

Private Purpose Trust
(71)

Investment Trust
(72)

Pension Trust
(73)

Student Activity Custodial
(81)

Assets And Deferred Outflows Of Resources

Assets

0100 Cash and Cash Equivalents	46,076			344,929
0110 Investments				
0130 Due From Other Funds				
0140 Due from Other Governments, Primary Government and Component Units				
0150 Other Receivables				
0170 Inventories				
0180 Prepaid Expenses (Expenditures)				
0190 Other Current Assets				
0220 Buildings and Building Improvements (Net)				
0230 Machinery, Equipment and Furniture (Net)				
Total Assets	\$46,076			\$344,929
0910 Deferred Outflows of Resources				
Total Assets And Deferred Outflows Of Resources	\$46,076			\$344,929

LEA : 114063003 Governor Mifflin SD

Printed 11/3/2020 11:30:35 AM

Amounts Expressed in Whole Dollars	<u>Other Custodial</u> <u>(89)</u>	<u>Fiduciary Component Units</u> <u>(98)</u>	<u>Total Fiduciary Funds</u>
Assets And Deferred Outflows Of Resources			
Assets			
0100 Cash and Cash Equivalents			391,005
0110 Investments			
0130 Due From Other Funds			
0140 Due from Other Governments, Primary Government and Component Units			
0150 Other Receivables			
0170 Inventories			
0180 Prepaid Expenses (Expenditures)			
0190 Other Current Assets			
0220 Buildings and Building Improvements (Net)			
0230 Machinery, Equipment and Furniture (Net)			
Total Assets			\$391,005
0910 Deferred Outflows of Resources			
Total Assets And Deferred Outflows Of Resources			\$391,005

LEA : 114063003 Governor Mifflin SD

Printed 11/3/2020 11:30:35 AM

Amounts Expressed in Whole Dollars

Private Purpose Trust
(71)

Investment Trust
(72)

Pension Trust
(73)

Student Activity Custodial
(81)

Liabilities, Deferred Inflows Of Resources And Net Position

Liabilities

0400 Due to Other Funds				
0410 Due to Other Governments, Primary Government and Component Units				
0420 Accounts Payable				
0430 Contracts Payable				
0450 Short-Term Payables				
0460 Payroll Accruals and Withholdings				
0480 Unearned Revenues				
0490 Other Current Liabilities				344,929

Total Liabilities				\$344,929
--------------------------	--	--	--	------------------

0950 Deferred Inflows of Resources

Net Position

0791 Net Investment in Capital Assets				
0009 Restricted Net Position (0792 – 0798)		46,076		
0799 Unrestricted Net Position				

Total Net Position		\$46,076		
---------------------------	--	-----------------	--	--

Total Liabilities, Deferred Inflows Of Resources And Net Position		\$46,076		\$344,929
--	--	-----------------	--	------------------

LEA : 114063003 Governor Mifflin SD

Printed 11/3/2020 11:30:35 AM

Amounts Expressed in Whole Dollars	<u>Other Custodial</u> <u>(89)</u>	<u>Fiduciary Component Units</u> <u>(98)</u>	<u>Total Fiduciary Funds</u>
Liabilities, Deferred Inflows Of Resources And Net Position			
Liabilities			
0400 Due to Other Funds			
0410 Due to Other Governments, Primary Government and Component Units			
0420 Accounts Payable			
0430 Contracts Payable			
0450 Short-Term Payables			
0460 Payroll Accruals and Withholdings			
0480 Unearned Revenues			
0490 Other Current Liabilities			344,929
Total Liabilities			\$344,929
0950 Deferred Inflows of Resources			
Net Position			
0791 Net Investment in Capital Assets			
0009 Restricted Net Position (0792 – 0798)			46,076
0799 Unrestricted Net Position			
Total Net Position			\$46,076
Total Liabilities, Deferred Inflows Of Resources And Net Position			\$391,005

Amounts Expressed in Whole Dollars	<u>Private Purpose Trust</u> (71)	<u>Investment Trust</u> (72)	<u>Pension Trust</u> (73)	<u>Student Activity</u> <u>Custodial</u> (81)	<u>Other Custodial</u> (89)	<u>Fiduciary Component</u> <u>Units</u> (98)
Additions						
0091 Gifts and Contributions						
0095 Net Investment Earnings	1,467					
0092 Other Additions						
Deductions						
0093 Scholarships Awarded	2,500					
0094 Other Deductions						
Change In Net Position	(\$1,033)					
0006 Net Position – Beginning of Fiscal Year	47,109					
0007 Net Position Held in Trust for Pension Benefits						
Net Position - End of Fiscal Year	\$46,076					

Amounts Expressed in Whole Dollars	<u>Total Fiduciary Funds</u>
Additions	
0091 Gifts and Contributions	
0095 Net Investment Earnings	1,467
0092 Other Additions	
Deductions	
0093 Scholarships Awarded	2,500
0094 Other Deductions	
Change in Net Position	(\$1,033)
0006 Net Position – Beginning of Fiscal Year	47,109
0007 Net Position Held in Trust for Pension Benefits	
Net Position - End of Fiscal Year	\$46,076

	<u>Revenue Reported In Current Year</u>	<u>Current Year Tax Accrual</u>	<u>Prior Year Tax Accrual</u>	<u>Taxes Collected In Current Year</u>
<u>Revenue from Local Sources</u>				
6111 Current Real Estate Taxes	43,501,223.88			43,501,223.88
6112 Interim Real Estate Taxes	85,435.31			85,435.31
6113 Public Utility Realty Taxes	44,441.29			44,441.29
6114 Payments in Lieu of Current Taxes - State / Local	1,470.66			1,470.66
6120 Current Per Capita Taxes, Section 679	89,973.40			89,973.40
6141 Current Act 511 Per Capita Taxes	89,969.40			89,969.40
6142 Current Act 511 Occupation Taxes - Flat Rate	68,625.24			68,625.24
6143 Current Act 511 Local Services Taxes	47,142.61			47,142.61
6151 Current Act 511 Earned Income Taxes	4,547,175.94			4,547,175.94
6153 Current Act 511 Real Estate Transfer Taxes	658,018.00			658,018.00
6411 Delinquent Real Estate Taxes	889,126.73			889,126.73
6420 Delinquent Per Capita Taxes, Section 679	29,271.00			29,271.00
6500 Earnings on Investments	463,648.94			
6700 Revenues from LEA Activities	149,533.25			
6810 Revenue from Local Governmental Units	16,327.23			
6832 Federal IDEA Revenue Received as Pass Through	754,145.81			
6910 Rentals	87,049.60			
6920 Contributions and Donations from Private Sources	8,170.51			
6942 Summer School Tuition	17,060.00			
6944 Receipts from Other LEAs in Pennsylvania - Education	146,573.11			
6991 Refunds of a Prior Year Expenditure	7,123.60			
6999 Other Revenues Not Specified Above	12,294.63			
TOTAL Revenue from Local Sources	\$51,713,800.14			\$50,051,873.46

**Revenue Reported
In Current Year**

Revenue from State Sources

7111 Basic Education Funding-Formula	6,606,639.48		
7112 Basic Education Funding-Social Security	1,008,793.78		
7160 Tuition for Orphans Subsidy	119,150.15		
7271 Special Education funds for School-Aged Pupils	2,436,663.41		
7292 Pre-K Counts	350,000.00		
7311 Pupil Transportation Subsidy	992,822.21		
7312 Nonpublic and Charter School Pupil Transportation Subsidy	59,675.00		
7320 Rental and Sinking Fund Payments / Building Reimbursement Subsidy	1,077,296.88		
7330 Health Services (Medical, Dental, Nurse, Act 25)	77,289.97		
7340 State Property Tax Reduction Allocation	869,728.17		
7361 School Safety and Security Grants	43,485.00		
7505 Ready to Learn Block Grant	436,905.00		
7506 PAsmart Grants	26,840.60		
7820 State Share of Retirement Contributions	5,160,057.44		
TOTAL Revenue from State Sources	\$19,265,347.09		

**Revenue Reported
In Current Year**

Revenue from Federal Sources

8514 NCLB, Title I - Improving the Academic Achievement of the Disadvantaged	553,783.00		
8515 NCLB, Title II - Preparing, Training and Recruiting High Quality Teachers and Principals	110,702.98		
8516 NCLB, Title III - Language Instruction for Limited English Proficient and Immigrant Students	20,575.00		
8517 NCLB, Title IV - 21St Century Schools	41,654.84		
8810 School-Based Access Medicaid Reimbursement Program (SBAP) Reimbursements (Access)	200,000.00		
8820 Medical Assistance Reimbursement for Administrative Claiming (Quarterly) Program	9,734.38		
TOTAL Revenue from Federal Sources	\$936,450.20		

**Revenue Reported
In Current Year**

Other Financing Sources

9350 Enterprise Fund Transfers	6,405.10			
9400 Sale of or Compensation for Loss of Fixed Assets	24,617.00			
TOTAL Other Financing Sources	\$31,022.10			
TOTAL FROM ALL SOURCES	\$71,946,619.53			\$50,051,873.46

	<u>General Fund (10)</u>	<u>Student Sponsored Activity Fund (21)</u>	<u>Public Purpose Trust (27)</u>	<u>Other Compt Approved (28)</u>	<u>Athletic / Activity (29)</u>	<u>Capital Reserve (690, 1850) (31)</u>
6000 Revenue from Local Sources						
6111 Current Real Estate Taxes	43,501,223.88					
6112 Interim Real Estate Taxes	85,435.31					
6113 Public Utility Realty Taxes	44,441.29					
6114 Payments in Lieu of Current Taxes - State / Local	1,470.66					
6120 Current Per Capita Taxes, Section 679	89,973.40					
6141 Current Act 511 Per Capita Taxes	89,969.40					
6142 Current Act 511 Occupation Taxes - Flat Rate	68,625.24					
6143 Current Act 511 Local Services Taxes	47,142.61					
6151 Current Act 511 Earned Income Taxes	4,547,175.94					
6153 Current Act 511 Real Estate Transfer Taxes	658,018.00					
6411 Delinquent Real Estate Taxes	889,126.73					
6420 Delinquent Per Capita Taxes, Section 679	29,271.00					
6500 Earnings on Investments	463,648.94					
6700 Revenues from LEA Activities	149,533.25					
6810 Revenue from Local Governmental Units	16,327.23					
6832 Federal IDEA Revenue Received as Pass Through	754,145.81					
6910 Rentals	87,049.60					
6920 Contributions and Donations from Private Sources	8,170.51					
6942 Summer School Tuition	17,060.00					
6944 Receipts from Other LEAs in Pennsylvania - Education	146,573.11					
6991 Refunds of a Prior Year Expenditure	7,123.60					
6999 Other Revenues Not Specified Above	12,294.63					
6000 Total Revenue from Local Sources	\$51,713,800.14					
7000 Revenue from State Sources						
7111 Basic Education Funding-Formula	6,606,639.48					
7112 Basic Education Funding-Social Security	1,008,793.78					
7160 Tuition for Orphans Subsidy	119,150.15					
7271 Special Education funds for School-Aged Pupils	2,436,663.41					
7292 Pre-K Counts	350,000.00					
7311 Pupil Transportation Subsidy	992,822.21					
7312 Nonpublic and Charter School Pupil Transportation Subsidy	59,675.00					
7320 Rental and Sinking Fund Payments / Building Reimbursement Subsidy	1,077,296.88					
7330 Health Services (Medical, Dental, Nurse, Act 25)	77,289.97					
7340 State Property Tax Reduction Allocation	869,728.17					
7361 School Safety and Security Grants	43,485.00					

LEA : 114063003 Governor Mifflin SD

Printed 11/3/2020 11:30:50 AM

	<u>Capital Reserve</u> <u>(1431) (32)</u>	<u>Other Capital</u> <u>Projects Fund (39)</u>	<u>Debt Service (40)</u>	<u>Permanent (90)</u>	<u>Total</u>
6000 Revenue from Local Sources					
6111 Current Real Estate Taxes					43,501,223.88
6112 Interim Real Estate Taxes					85,435.31
6113 Public Utility Realty Taxes					44,441.29
6114 Payments in Lieu of Current Taxes - State / Local					1,470.66
6120 Current Per Capita Taxes, Section 679					89,973.40
6141 Current Act 511 Per Capita Taxes					89,969.40
6142 Current Act 511 Occupation Taxes - Flat Rate					68,625.24
6143 Current Act 511 Local Services Taxes					47,142.61
6151 Current Act 511 Earned Income Taxes					4,547,175.94
6153 Current Act 511 Real Estate Transfer Taxes					658,018.00
6411 Delinquent Real Estate Taxes					889,126.73
6420 Delinquent Per Capita Taxes, Section 679					29,271.00
6500 Earnings on Investments	135,347.64				598,996.58
6700 Revenues from LEA Activities					149,533.25
6810 Revenue from Local Governmental Units					16,327.23
6832 Federal IDEA Revenue Received as Pass Through					754,145.81
6910 Rentals					87,049.60
6920 Contributions and Donations from Private Sources					8,170.51
6942 Summer School Tuition					17,060.00
6944 Receipts from Other LEAs in Pennsylvania - Education					146,573.11
6991 Refunds of a Prior Year Expenditure					7,123.60
6999 Other Revenues Not Specified Above					12,294.63
6000 Total Revenue from Local Sources	\$135,347.64				\$51,849,147.78
7000 Revenue from State Sources					
7111 Basic Education Funding-Formula					6,606,639.48
7112 Basic Education Funding-Social Security					1,008,793.78
7160 Tuition for Orphans Subsidy					119,150.15
7271 Special Education funds for School-Aged Pupils					2,436,663.41
7292 Pre-K Counts					350,000.00
7311 Pupil Transportation Subsidy					992,822.21
7312 Nonpublic and Charter School Pupil Transportation Subsidy					59,675.00
7320 Rental and Sinking Fund Payments / Building Reimbursement Subsidy					1,077,296.88
7330 Health Services (Medical, Dental, Nurse, Act 25)					77,289.97
7340 State Property Tax Reduction Allocation					869,728.17
7361 School Safety and Security Grants					43,485.00

	<u>General Fund (10)</u>	<u>Student Sponsored Activity Fund (21)</u>	<u>Public Purpose Trust (27)</u>	<u>Other Compt Approved (28)</u>	<u>Athletic / Activity (29)</u>	<u>Capital Reserve (690.1850) (31)</u>
7000 Revenue from State Sources						
7505 Ready to Learn Block Grant	436,905.00					
7506 PAsmart Grants	26,840.60					
7820 State Share of Retirement Contributions	5,160,057.44					
7000 Total Revenue from State Sources	\$19,265,347.09					
8000 Revenue from Federal Sources						
8514 NCLB, Title I - Improving the Academic Achievement of the Disadvantaged	553,783.00					
8515 NCLB, Title II - Preparing, Training and Recruiting High Quality Teachers and Principals	110,702.98					
8516 NCLB, Title III - Language Instruction for Limited English Proficient and Immigrant Students	20,575.00					
8517 NCLB, Title IV - 21st Century Schools	41,654.84					
8810 School-Based Access Medicaid Reimbursement Program (SBAP) Reimbursements (Access)	200,000.00					
8820 Medical Assistance Reimbursement for Administrative Claiming (Quarterly) Program	9,734.38					
8000 Total Revenue from Federal Sources	\$936,450.20					
9000 Other Financing Sources						
9310 General Fund Transfers						
9350 Enterprise Fund Transfers	6,405.10					
9400 Sale of or Compensation for Loss of Fixed Assets	24,617.00					
9000 Total Other Financing Sources	\$31,022.10					
Total From All Sources	\$71,946,619.53					

	<u>Capital Reserve</u> <u>(1431) (32)</u>	<u>Other Capital</u> <u>Projects Fund (39)</u>	<u>Debt Service (40)</u>	<u>Permanent (90)</u>	<u>Total</u>
7000 Revenue from State Sources					
7505 Ready to Learn Block Grant					436,905.00
7506 PAsmart Grants					26,840.60
7820 State Share of Retirement Contributions					5,160,057.44
7000 Total Revenue from State Sources					\$19,265,347.09
8000 Revenue from Federal Sources					
8514 NCLB, Title I - Improving the Academic Achievement of the Disadvantaged					553,783.00
8515 NCLB, Title II - Preparing, Training and Recruiting High Quality Teachers and Principals					110,702.98
8516 NCLB, Title III - Language Instruction for Limited English Proficient and Immigrant Students					20,575.00
8517 NCLB, Title IV - 21st Century Schools					41,654.84
8810 School-Based Access Medicaid Reimbursement Program (SBAP) Reimbursements (Access)					200,000.00
8820 Medical Assistance Reimbursement for Administrative Claiming (Quarterly) Program					9,734.38
8000 Total Revenue from Federal Sources					\$936,450.20
9000 Other Financing Sources					
9310 General Fund Transfers	600,000.00		6,358,353.00		6,958,353.00
9350 Enterprise Fund Transfers					6,405.10
9400 Sale of or Compensation for Loss of Fixed Assets					24,617.00
9000 Total Other Financing Sources	\$600,000.00		\$6,358,353.00		\$6,989,375.10
Total From All Sources	\$735,347.64		\$6,358,353.00		\$79,040,320.17

	<u>General Fund (10)</u>	<u>Student Sponsored Activity Fund (21)</u>	<u>Public Purpose Trust (27)</u>	<u>Other Compt Approved (28)</u>	<u>Athletic / Activity (29)</u>	<u>Capital Reserve (690. 1850) (31)</u>
Revenue from Local Sources	51,713,800.14					
Revenue from State Sources	19,265,347.09					
Revenue from Federal Sources	936,450.20					
Other Financing Sources	31,022.10					
Total From All Sources	\$71,946,619.53					

	<u>Capital Reserve (1431)</u> <u>(32)</u>	<u>Other Capital Projects</u> <u>Fund (39)</u>	<u>Debt Service (40)</u>	<u>Permanent (90)</u>	<u>Total</u>
Revenue from Local Sources	135,347.64				51,849,147.78
Revenue from State Sources					19,265,347.09
Revenue from Federal Sources					936,450.20
Other Financing Sources	600,000.00		6,358,353.00		6,989,375.10
Total From All Sources	\$735,347.64		\$6,358,353.00		\$79,040,320.17

General Fund (10)

	<u>Total</u>
1000 Instruction	
100 Personnel Services – Salaries	
100 Personnel Services – Salaries	21,556,823.97
Total Personnel Services – Salaries	\$21,556,823.97
200 Personnel Services – Employee Benefits	
210 Group Insurance – Contracted Provider	4,740,629.69
220 Social Security Contributions	1,590,365.89
230 PSERS Retirement Contributions	7,292,455.93
250 Unemployment Compensation	8,988.63
260 Workers' Compensation	102,694.88
Total Personnel Services – Employee Benefits	\$13,735,135.02
300 Purchased Professional and Technical Services	
322 Professional Educational Services – Ius	762,041.01
323 Professional Educational Services – Other Educational Agencies	215,100.00
329 Professional Educational Services – Other	694,408.75
330 Other Professional Services	2,662.44
Total Purchased Professional and Technical Services	\$1,674,212.20
400 Purchased Property Services	
410 Cleaning Services	518.40
430 Repairs and Maintenance Services	12,140.56
440 Rentals	2,860.00
Total Purchased Property Services	\$15,518.96
500 Other Purchased Services	
510 Student Transportation Services	31,368.90
530 Communications	909.95
562 Tuition To Pennsylvania Charter Schools	712,958.16
563 Tuition To Nonpublic Schools	2,913,419.66
564 Tuition To Career and Technology Centers	1,344,310.51
567 Tuition To Approved Private Schools (APS) and PA Chartered Schools for the Deaf and Blind	279,963.17
568 Tuition To Private Residential Rehabilitative Institutions (PRRI) [In-State] and Detention Centers	57,774.09
580 Travel	3,906.32
594 IU Payment By Withholding for Institutionalized Children's Programs – Special Classes	236.53
Total Other Purchased Services	\$5,344,847.29
600 Supplies	
610 General Supplies	466,072.44
630 Food	9,266.05
640 Books and Periodicals	175,505.69
650 Supplies & Fees – Technology Related	3,645.00
Total Supplies	\$654,489.18
700 Property	
752 Capital Equipment – Original and Additional	44,907.61
Total Property	\$44,907.61

LEA : 114063003 Governor Mifflin SD

Printed 11/3/2020 11:31:01 AM

General Fund (10)

1000 Instruction

Total

800 Other Objects

810 Dues and Fees

6,073.00

Total Other Objects

\$6,073.00

Total 1000 Instruction

\$43,032,007.23

LEA : 114063003 Governor Mifflin SD

Printed 11/3/2020 11:31:01 AM

Page - 3 of 26

General Fund (10)**1100 Regular Programs – Elementary / Secondary**

	<u>Elementary</u>	<u>Secondary</u>	<u>Federal</u>	<u>Total</u>
100 Personnel Services – Salaries				
100 Personnel Services – Salaries	8,572,315.61	7,548,566.86	541,925.50	16,662,807.97
Total Personnel Services – Salaries	\$8,572,315.61	\$7,548,566.86	\$541,925.50	\$16,662,807.97
200 Personnel Services – Employee Benefits				
210 Group Insurance – Contracted Provider	1,962,224.70	1,680,032.42	10,352.14	3,652,609.26
220 Social Security Contributions	660,591.13	556,886.14	19,443.10	1,236,920.37
230 PSERS Retirement Contributions	3,057,303.04	2,538,050.77	76,806.45	5,672,160.26
250 Unemployment Compensation	4,359.29	4,629.34		8,988.63
260 Workers' Compensation	40,878.63	35,548.81	2,286.76	78,714.20
Total Personnel Services – Employee Benefits	\$5,725,356.79	\$4,815,147.48	\$108,888.45	\$10,649,392.72
300 Purchased Professional and Technical Services				
323 Professional Educational Services – Other Educational Agencies	13,500.00	201,600.00		215,100.00
329 Professional Educational Services – Other	9,375.39	1,157.20		10,532.59
330 Other Professional Services		2,662.44		2,662.44
Total Purchased Professional and Technical Services	\$22,875.39	\$205,419.64		\$228,295.03
400 Purchased Property Services				
410 Cleaning Services		518.40		518.40
430 Repairs and Maintenance Services	2,095.00	6,033.25		8,128.25
440 Rentals		2,860.00		2,860.00
Total Purchased Property Services	\$2,095.00	\$9,411.65		\$11,506.65
500 Other Purchased Services				
510 Student Transportation Services	4,439.17	23,577.34		28,016.51
530 Communications		909.95		909.95
562 Tuition To Pennsylvania Charter Schools	78,434.78	246,593.92		325,028.70
580 Travel	1,810.74	488.58		2,299.32
Total Other Purchased Services	\$84,684.69	\$271,569.79		\$356,254.48
600 Supplies				
610 General Supplies	145,501.75	241,317.58	21,327.72	408,147.05
630 Food		170.55		170.55
640 Books and Periodicals	105,830.78	47,549.06		153,379.84
650 Supplies & Fees – Technology Related	3,645.00			3,645.00
Total Supplies	\$254,977.53	\$289,037.19	\$21,327.72	\$565,342.44
700 Property				
752 Capital Equipment – Original and Additional	257.39	28,496.68		28,754.07
Total Property	\$257.39	\$28,496.68		\$28,754.07
800 Other Objects				
810 Dues and Fees	350.00	5,723.00		6,073.00
Total Other Objects	\$350.00	\$5,723.00		\$6,073.00
Total 1100 Regular Programs – Elementary / Secondary	\$14,662,912.40	\$13,173,372.29	\$672,141.67	\$28,508,426.36

General Fund (10)

1110 Regular Programs

	<u>Elementary</u>	<u>Secondary</u>	<u>Federal</u>	<u>Total</u>
100 Personnel Services – Salaries				
100 Personnel Services – Salaries	8,572,315.61	7,548,566.86	541,925.50	16,662,807.97
Total Personnel Services – Salaries	\$8,572,315.61	\$7,548,566.86	\$541,925.50	\$16,662,807.97
200 Personnel Services – Employee Benefits				
210 Group Insurance – Contracted Provider	1,962,224.70	1,680,032.42	10,352.14	3,652,609.26
220 Social Security Contributions	660,591.13	556,886.14	19,443.10	1,236,920.37
230 PSERS Retirement Contributions	3,057,303.04	2,538,050.77	76,806.45	5,672,160.26
250 Unemployment Compensation	4,359.29	4,629.34		8,988.63
260 Workers' Compensation	40,878.63	35,548.81	2,286.76	78,714.20
Total Personnel Services – Employee Benefits	\$5,725,356.79	\$4,815,147.48	\$108,888.45	\$10,649,392.72
300 Purchased Professional and Technical Services				
323 Professional Educational Services – Other Educational Agencies	13,500.00	201,600.00		215,100.00
329 Professional Educational Services – Other	9,375.39	1,157.20		10,532.59
330 Other Professional Services		2,662.44		2,662.44
Total Purchased Professional and Technical Services	\$22,875.39	\$205,419.64		\$228,295.03
400 Purchased Property Services				
410 Cleaning Services		518.40		518.40
430 Repairs and Maintenance Services	2,095.00	6,033.25		8,128.25
440 Rentals		2,860.00		2,860.00
Total Purchased Property Services	\$2,095.00	\$9,411.65		\$11,506.65
500 Other Purchased Services				
510 Student Transportation Services	4,439.17	23,577.34		28,016.51
530 Communications		909.95		909.95
562 Tuition To Pennsylvania Charter Schools	78,434.78	246,593.92		325,028.70
580 Travel	1,810.74	488.58		2,299.32
Total Other Purchased Services	\$84,684.69	\$271,569.79		\$356,254.48
600 Supplies				
610 General Supplies	145,501.75	241,317.58	21,327.72	408,147.05
630 Food		170.55		170.55
640 Books and Periodicals	105,830.78	47,549.06		153,379.84
650 Supplies & Fees – Technology Related	3,645.00			3,645.00
Total Supplies	\$254,977.53	\$289,037.19	\$21,327.72	\$565,342.44
700 Property				
752 Capital Equipment – Original and Additional	257.39	28,496.68		28,754.07
Total Property	\$257.39	\$28,496.68		\$28,754.07
800 Other Objects				
810 Dues and Fees	350.00	5,723.00		6,073.00
Total Other Objects	\$350.00	\$5,723.00		\$6,073.00
Total 1110 Regular Programs	\$14,662,912.40	\$13,173,372.29	\$672,141.67	\$28,508,426.36

General Fund (10)

1200 Special Programs – Elementary / Secondary

	<u>Elementary</u>	<u>Secondary</u>	<u>Federal</u>	<u>Total</u>
100 Personnel Services – Salaries				
100 Personnel Services – Salaries	2,172,815.63	1,958,051.12	546,314.85	4,677,181.60
Total Personnel Services – Salaries	\$2,172,815.63	\$1,958,051.12	\$546,314.85	\$4,677,181.60
200 Personnel Services – Employee Benefits				
210 Group Insurance – Contracted Provider	501,945.07	485,616.65	76,447.31	1,064,009.03
220 Social Security Contributions	160,065.77	147,984.53	36,869.28	344,919.58
230 PSERS Retirement Contributions	749,249.85	747,035.31	85,538.10	1,581,823.26
260 Workers' Compensation	10,589.41	9,845.82	2,476.27	22,911.50
Total Personnel Services – Employee Benefits	\$1,421,850.10	\$1,390,482.31	\$201,330.96	\$3,013,663.37
300 Purchased Professional and Technical Services				
322 Professional Educational Services – Ius	197,640.17	540,963.33		738,603.50
329 Professional Educational Services – Other	279,144.37	352,099.55		631,243.92
Total Purchased Professional and Technical Services	\$476,784.54	\$893,062.88		\$1,369,847.42
500 Other Purchased Services				
510 Student Transportation Services	2,007.23	1,345.16		3,352.39
562 Tuition To Pennsylvania Charter Schools	33,867.51	354,061.95		387,929.46
563 Tuition To Nonpublic Schools	882,894.72	2,016,726.74		2,899,621.46
564 Tuition To Career and Technology Centers		68,137.51		68,137.51
567 Tuition To Approved Private Schools (APS) and PA Chartered Schools for the Deaf and Blind	7,185.00	272,778.17		279,963.17
568 Tuition To Private Residential Rehabilitative Institutions (PRRI) [In-State] and Detention Centers		57,774.09		57,774.09
580 Travel	105.00			105.00
594 IU Payment By Withholding for Institutionalized Children's Programs – Special Classes		236.53		236.53
Total Other Purchased Services	\$926,059.46	\$2,771,060.15		\$3,697,119.61
600 Supplies				
610 General Supplies	16,061.51	16,740.81		32,802.32
640 Books and Periodicals	7,329.28	14,796.57		22,125.85
Total Supplies	\$23,390.79	\$31,537.38		\$54,928.17
Total 1200 Special Programs – Elementary / Secondary	\$5,020,900.52	\$7,044,193.84	\$747,645.81	\$12,812,740.17

General Fund (10)

1210 Life Skills Support

	<u>Elementary</u>	<u>Secondary</u>	<u>Federal</u>	<u>Total</u>
100 Personnel Services – Salaries				
100 Personnel Services – Salaries	213,604.66	370,471.29		584,075.95
Total Personnel Services – Salaries	\$213,604.66	\$370,471.29		\$584,075.95
200 Personnel Services – Employee Benefits				
210 Group Insurance – Contracted Provider	48,762.79	89,313.67		138,076.46
220 Social Security Contributions	15,887.94	27,697.69		43,585.63
230 PSERS Retirement Contributions	72,933.95	124,979.83		197,913.78
260 Workers' Compensation	1,052.04	1,826.64		2,878.68
Total Personnel Services – Employee Benefits	\$138,636.72	\$243,817.83		\$382,454.55
500 Other Purchased Services				
510 Student Transportation Services	146.85	477.29		624.14
Total Other Purchased Services	\$146.85	\$477.29		\$624.14
600 Supplies				
610 General Supplies	2,593.44	5,765.50		8,358.94
640 Books and Periodicals		3,328.63		3,328.63
Total Supplies	\$2,593.44	\$9,094.13		\$11,687.57
Total 1210 Life Skills Support	\$354,981.67	\$623,860.54		\$978,842.21

General Fund (10)

	<u>Elementary</u>	<u>Secondary</u>	<u>Federal</u>	<u>Total</u>
1220 Sensory Support				
100 Personnel Services – Salaries				
100 Personnel Services – Salaries	142,373.50	113,903.52	115,785.19	372,062.21
Total Personnel Services – Salaries	\$142,373.50	\$113,903.52	\$115,785.19	\$372,062.21
200 Personnel Services – Employee Benefits				
210 Group Insurance – Contracted Provider	26,697.96	10,245.77	29,272.21	66,215.94
220 Social Security Contributions	10,464.21	8,607.47	8,466.27	27,537.95
230 PSERS Retirement Contributions	68,393.89	38,744.04	19,787.18	126,925.11
260 Workers' Compensation	702.48	559.62	571.47	1,833.57
Total Personnel Services – Employee Benefits	\$106,258.54	\$58,156.90	\$58,097.13	\$222,512.57
300 Purchased Professional and Technical Services				
322 Professional Educational Services – Ius	14,823.16	318,641.35		333,464.51
329 Professional Educational Services – Other	5,498.43	24,702.39		30,200.82
Total Purchased Professional and Technical Services	\$20,321.59	\$343,343.74		\$363,665.33
500 Other Purchased Services				
562 Tuition To Pennsylvania Charter Schools		6,175.25		6,175.25
580 Travel	105.00			105.00
Total Other Purchased Services	\$105.00	\$6,175.25		\$6,280.25
600 Supplies				
610 General Supplies	4,525.19	3,112.07		7,637.26
640 Books and Periodicals		448.50		448.50
Total Supplies	\$4,525.19	\$3,560.57		\$8,085.76
Total 1220 Sensory Support	\$273,583.82	\$525,139.98	\$173,882.32	\$972,606.12

General Fund (10)

	<u>Elementary</u>	<u>Secondary</u>	<u>Federal</u>	<u>Total</u>
1230 Emotional Support				
100 Personnel Services – Salaries				
100 Personnel Services – Salaries	463,439.48	300,726.98	47,988.26	812,154.72
Total Personnel Services – Salaries	\$463,439.48	\$300,726.98	\$47,988.26	\$812,154.72
200 Personnel Services – Employee Benefits				
210 Group Insurance – Contracted Provider	119,547.26	96,597.54		216,144.80
220 Social Security Contributions	34,579.03	25,824.85		60,403.88
230 PSERS Retirement Contributions	158,162.96	118,880.16		277,043.12
260 Workers' Compensation	2,282.97	1,722.45		4,005.42
Total Personnel Services – Employee Benefits	\$314,572.22	\$243,025.00		\$557,597.22
300 Purchased Professional and Technical Services				
322 Professional Educational Services – Ius	158,109.89	195,244.86		353,354.75
329 Professional Educational Services – Other	28,803.50	129,670.00		158,473.50
Total Purchased Professional and Technical Services	\$186,913.39	\$324,914.86		\$511,828.25
500 Other Purchased Services				
562 Tuition To Pennsylvania Charter Schools		87,486.79		87,486.79
563 Tuition To Nonpublic Schools	793,294.72	1,707,648.59		2,500,943.31
Total Other Purchased Services	\$793,294.72	\$1,795,135.38		\$2,588,430.10
600 Supplies				
610 General Supplies	3,942.08	437.75		4,379.83
640 Books and Periodicals	856.31			856.31
Total Supplies	\$4,798.39	\$437.75		\$5,236.14
Total 1230 Emotional Support	\$1,763,018.20	\$2,664,239.97	\$47,988.26	\$4,475,246.43

General Fund (10)

1240 Academic Support

	<u>Elementary</u>	<u>Secondary</u>	<u>Federal</u>	<u>Total</u>
100 Personnel Services – Salaries				
100 Personnel Services – Salaries	1,271,529.24	1,080,376.97	312,670.40	2,664,576.61
Total Personnel Services – Salaries	\$1,271,529.24	\$1,080,376.97	\$312,670.40	\$2,664,576.61
200 Personnel Services – Employee Benefits				
210 Group Insurance – Contracted Provider	306,937.06	255,760.66	39,378.67	602,076.39
220 Social Security Contributions	92,923.63	78,935.03	23,138.72	194,997.38
230 PSERS Retirement Contributions	425,214.80	421,300.02	53,729.98	900,244.80
260 Workers' Compensation	6,187.50	5,306.66	1,556.17	13,050.33
Total Personnel Services – Employee Benefits	\$831,262.99	\$761,302.37	\$117,803.54	\$1,710,368.90
300 Purchased Professional and Technical Services				
322 Professional Educational Services – Ius		25,525.00		25,525.00
329 Professional Educational Services – Other		67,034.00		67,034.00
Total Purchased Professional and Technical Services		\$92,559.00		\$92,559.00
500 Other Purchased Services				
510 Student Transportation Services	1,860.38	867.87		2,728.25
562 Tuition To Pennsylvania Charter Schools	33,867.51	260,399.91		294,267.42
563 Tuition To Nonpublic Schools		81,296.74		81,296.74
Total Other Purchased Services	\$35,727.89	\$342,564.52		\$378,292.41
600 Supplies				
610 General Supplies	4,773.30	6,732.51		11,505.81
640 Books and Periodicals	6,472.97	11,019.44		17,492.41
Total Supplies	\$11,246.27	\$17,751.95		\$28,998.22
Total 1240 Academic Support	\$2,149,766.39	\$2,294,554.81	\$430,473.94	\$4,874,795.14

General Fund (10)

	<u>Elementary</u>	<u>Secondary</u>	<u>Federal</u>	<u>Total</u>
1241 Learning Support – Public				
100 Personnel Services – Salaries				
100 Personnel Services – Salaries	1,237,188.36	1,054,450.32	312,670.40	2,604,309.08
Total Personnel Services – Salaries	\$1,237,188.36	\$1,054,450.32	\$312,670.40	\$2,604,309.08
200 Personnel Services – Employee Benefits				
210 Group Insurance – Contracted Provider	298,286.92	252,601.75	39,378.67	590,267.34
220 Social Security Contributions	90,405.97	76,984.59	23,138.72	190,529.28
230 PSERS Retirement Contributions	413,458.02	412,531.24	53,729.98	879,719.24
260 Workers' Compensation	6,017.42	5,178.46	1,556.17	12,752.05
Total Personnel Services – Employee Benefits	\$808,168.33	\$747,296.04	\$117,803.54	\$1,673,267.91
300 Purchased Professional and Technical Services				
322 Professional Educational Services – Ius		25,525.00		25,525.00
329 Professional Educational Services – Other		67,034.00		67,034.00
Total Purchased Professional and Technical Services		\$92,559.00		\$92,559.00
500 Other Purchased Services				
562 Tuition To Pennsylvania Charter Schools	33,867.51	260,399.91		294,267.42
563 Tuition To Nonpublic Schools		81,296.74		81,296.74
Total Other Purchased Services	\$33,867.51	\$341,696.65		\$375,564.16
600 Supplies				
610 General Supplies	1,413.74	6,047.51		7,461.25
640 Books and Periodicals	6,105.18	10,321.94		16,427.12
Total Supplies	\$7,518.92	\$16,369.45		\$23,888.37
Total 1241 Learning Support – Public	\$2,086,743.12	\$2,252,371.46	\$430,473.94	\$4,769,588.52

General Fund (10)

1243 Gifted Support

	<u>Elementary</u>	<u>Secondary</u>	<u>Federal</u>	<u>Total</u>
100 Personnel Services – Salaries				
100 Personnel Services – Salaries	34,340.88	25,926.65		60,267.53
Total Personnel Services – Salaries	\$34,340.88	\$25,926.65		\$60,267.53
200 Personnel Services – Employee Benefits				
210 Group Insurance – Contracted Provider	8,650.14	3,158.91		11,809.05
220 Social Security Contributions	2,517.66	1,950.44		4,468.10
230 PSERS Retirement Contributions	11,756.78	8,768.78		20,525.56
260 Workers' Compensation	170.08	128.20		298.28
Total Personnel Services – Employee Benefits	\$23,094.66	\$14,006.33		\$37,100.99
500 Other Purchased Services				
510 Student Transportation Services	1,860.38	867.87		2,728.25
Total Other Purchased Services	\$1,860.38	\$867.87		\$2,728.25
600 Supplies				
610 General Supplies	3,359.56	685.00		4,044.56
640 Books and Periodicals	367.79	697.50		1,065.29
Total Supplies	\$3,727.35	\$1,382.50		\$5,109.85
Total 1243 Gifted Support	\$63,023.27	\$42,183.35		\$105,206.62

General Fund (10)

1260 Physical Support

300 Purchased Professional and Technical Services

	<u>Elementary</u>	<u>Secondary</u>	<u>Federal</u>	<u>Total</u>
322 Professional Educational Services – Ius	1,001.12	1,552.12		2,553.24
329 Professional Educational Services – Other	231,608.57	130,693.16		362,301.73
Total Purchased Professional and Technical Services	\$232,609.69	\$132,245.28		\$364,854.97
Total 1260 Physical Support	\$232,609.69	\$132,245.28		\$364,854.97

General Fund (10)

1270 Multi-Handicapped Support

	<u>Elementary</u>	<u>Secondary</u>	<u>Federal</u>	<u>Total</u>
100 Personnel Services – Salaries				
100 Personnel Services – Salaries		62,360.45	69,871.00	132,231.45
Total Personnel Services – Salaries		\$62,360.45	\$69,871.00	\$132,231.45
200 Personnel Services – Employee Benefits				
210 Group Insurance – Contracted Provider		33,699.01	7,796.43	41,495.44
220 Social Security Contributions		4,613.28	5,264.29	9,877.57
230 PSERS Retirement Contributions		33,208.97	12,020.94	45,229.91
260 Workers' Compensation		306.44	348.63	655.07
Total Personnel Services – Employee Benefits		\$71,827.70	\$25,430.29	\$97,257.99
300 Purchased Professional and Technical Services				
329 Professional Educational Services – Other	13,233.87			13,233.87
Total Purchased Professional and Technical Services	\$13,233.87			\$13,233.87
500 Other Purchased Services				
563 Tuition To Nonpublic Schools	89,600.00	227,781.41		317,381.41
Total Other Purchased Services	\$89,600.00	\$227,781.41		\$317,381.41
600 Supplies				
610 General Supplies	227.50	692.98		920.48
Total Supplies	\$227.50	\$692.98		\$920.48
Total 1270 Multi-Handicapped Support	\$103,061.37	\$362,662.54	\$95,301.29	\$561,025.20

General Fund (10)

1280 Early Intervention Support

300 Purchased Professional and Technical Services

322 Professional Educational Services – lus

Total Purchased Professional and Technical Services

Total 1280 Early Intervention Support

	<u>Elementary</u>	<u>Secondary</u>	<u>Federal</u>	<u>Total</u>
	23,706.00			23,706.00
	\$23,706.00			\$23,706.00
	\$23,706.00			\$23,706.00

General Fund (10)

	<u>Elementary</u>	<u>Secondary</u>	<u>Federal</u>	<u>Total</u>
1290 Special Programs - Other Support				
100 Personnel Services – Salaries				
100 Personnel Services – Salaries	81,868.75	30,211.91		112,080.66
Total Personnel Services – Salaries	\$81,868.75	\$30,211.91		\$112,080.66
200 Personnel Services – Employee Benefits				
220 Social Security Contributions	6,210.96	2,306.21		8,517.17
230 PSERS Retirement Contributions	24,544.25	9,922.29		34,466.54
260 Workers’ Compensation	364.42	124.01		488.43
Total Personnel Services – Employee Benefits	\$31,119.63	\$12,352.51		\$43,472.14
500 Other Purchased Services				
564 Tuition To Career and Technology Centers		68,137.51		68,137.51
567 Tuition To Approved Private Schools (APS) and PA Chartered Schools for the Deaf and Blind	7,185.00	272,778.17		279,963.17
568 Tuition To Private Residential Rehabilitative Institutions (PRRI) [In-State] and Detention Centers		57,774.09		57,774.09
594 IU Payment By Withholding for Institutionalized Children’s Programs – Special Classes		236.53		236.53
Total Other Purchased Services	\$7,185.00	\$398,926.30		\$406,111.30
Total 1290 Special Programs - Other Support	\$120,173.38	\$441,490.72		\$561,664.10

General Fund (10)

1300 Vocational Education

500 Other Purchased Services

564 Tuition To Career and Technology Centers

Total Other Purchased Services

Total 1300 Vocational Education

<u>Elementary</u>	<u>Secondary</u>	<u>Federal</u>	<u>Total</u>
	1,276,173.00		1,276,173.00
	\$1,276,173.00		\$1,276,173.00
	\$1,276,173.00		\$1,276,173.00

General Fund (10)

	<u>Elementary</u>	<u>Secondary</u>	<u>Federal</u>	<u>Total</u>
1400 Other Instructional Programs – Elementary / Secondary				
100 Personnel Services – Salaries				
100 Personnel Services – Salaries		9,851.50		9,851.50
Total Personnel Services – Salaries		\$9,851.50		\$9,851.50
200 Personnel Services – Employee Benefits				
220 Social Security Contributions		732.88		732.88
230 PSERS Retirement Contributions		3,378.13		3,378.13
260 Workers’ Compensation		48.76		48.76
Total Personnel Services – Employee Benefits		\$4,159.77		\$4,159.77
300 Purchased Professional and Technical Services				
322 Professional Educational Services – Ius		1,311.28		1,311.28
329 Professional Educational Services – Other		45,500.00		45,500.00
Total Purchased Professional and Technical Services		\$46,811.28		\$46,811.28
500 Other Purchased Services				
563 Tuition To Nonpublic Schools	(367.57)	14,165.77		13,798.20
Total Other Purchased Services	(\$367.57)	\$14,165.77		\$13,798.20
Total 1400 Other Instructional Programs – Elementary / Secondary	(\$367.57)	\$74,988.32		\$74,620.75

General Fund (10)

1430 Homebound Instruction

100 Personnel Services – Salaries

100 Personnel Services – Salaries

Total Personnel Services – Salaries

200 Personnel Services – Employee Benefits

220 Social Security Contributions

230 PSERS Retirement Contributions

260 Workers' Compensation

Total Personnel Services – Employee Benefits

Total 1430 Homebound Instruction

	<u>Elementary</u>	<u>Secondary</u>	<u>Federal</u>	<u>Total</u>
		4,173.50		4,173.50
Total Personnel Services – Salaries		\$4,173.50		\$4,173.50
		314.15		314.15
		1,431.10		1,431.10
		20.63		20.63
Total Personnel Services – Employee Benefits		\$1,765.88		\$1,765.88
Total 1430 Homebound Instruction		\$5,939.38		\$5,939.38

General Fund (10)

	<u>Elementary</u>	<u>Secondary</u>	<u>Federal</u>	<u>Total</u>
1440 Alternative Regular Education Programs				
300 <u>Purchased Professional and Technical Services</u>				
322 Professional Educational Services – lus		1,311.28		1,311.28
Total Purchased Professional and Technical Services		\$1,311.28		\$1,311.28
500 <u>Other Purchased Services</u>				
563 Tuition To Nonpublic Schools	(367.57)	14,165.77		13,798.20
Total Other Purchased Services	(\$367.57)	\$14,165.77		\$13,798.20
Total 1440 Alternative Regular Education Programs	(\$367.57)	\$15,477.05		\$15,109.48

General Fund (10)

	<u>Elementary</u>	<u>Secondary</u>	<u>Federal</u>	<u>Total</u>
1442 Alternative Education Programs				
300 <u>Purchased Professional and Technical Services</u>				
322 Professional Educational Services – lus		1,311.28		1,311.28
Total Purchased Professional and Technical Services		\$1,311.28		\$1,311.28
500 <u>Other Purchased Services</u>				
563 Tuition To Nonpublic Schools	(367.57)	14,165.77		13,798.20
Total Other Purchased Services	(\$367.57)	\$14,165.77		\$13,798.20
Total 1442 Alternative Education Programs	(\$367.57)	\$15,477.05		\$15,109.48

General Fund (10)

	<u>Elementary</u>	<u>Secondary</u>	<u>Federal</u>	<u>Total</u>
1450 Instructional Programs Outside the Established School Day				
100 Personnel Services – Salaries				
100 Personnel Services – Salaries		5,678.00		5,678.00
Total Personnel Services – Salaries		\$5,678.00		\$5,678.00
200 Personnel Services – Employee Benefits				
220 Social Security Contributions		418.73		418.73
230 PSERS Retirement Contributions		1,947.03		1,947.03
260 Workers’ Compensation		28.13		28.13
Total Personnel Services – Employee Benefits		\$2,393.89		\$2,393.89
Total 1450 Instructional Programs Outside the Established School Day		\$8,071.89		\$8,071.89

General Fund (10)

1490 Additional Other Instructional Programs

Elementary

Secondary

Federal

Total

300 Purchased Professional and Technical Services

329 Professional Educational Services – Other

45,500.00

45,500.00

Total Purchased Professional and Technical Services

\$45,500.00

\$45,500.00

Total 1490 Additional Other Instructional Programs

\$45,500.00

\$45,500.00

General Fund (10)

1500 Nonpublic School Programs

300 Purchased Professional and Technical Services

322 Professional Educational Services – lus

Total Purchased Professional and Technical Services

Total 1500 Nonpublic School Programs

Elementary

Secondary

Federal

Total

22,126.23

22,126.23

\$22,126.23

\$22,126.23

\$22,126.23

\$22,126.23

General Fund (10)

1800 Pre-Kindergarten

Elementary

Secondary

Federal

Total

100 Personnel Services – Salaries

100 Personnel Services – Salaries 206,982.90

Total Personnel Services – Salaries \$206,982.90

200 Personnel Services – Employee Benefits

210 Group Insurance – Contracted Provider 24,011.40

220 Social Security Contributions 7,793.06

230 PSERS Retirement Contributions 35,094.28

260 Workers' Compensation 1,020.42

Total Personnel Services – Employee Benefits \$67,919.16

300 Purchased Professional and Technical Services

329 Professional Educational Services – Other 7,132.24

Total Purchased Professional and Technical Services \$7,132.24

400 Purchased Property Services

430 Repairs and Maintenance Services 4,012.31

Total Purchased Property Services \$4,012.31

500 Other Purchased Services

580 Travel 1,502.00

Total Other Purchased Services \$1,502.00

600 Supplies

610 General Supplies 25,123.07

630 Food 9,095.50

Total Supplies \$34,218.57

700 Property

752 Capital Equipment – Original and Additional 16,153.54

Total Property \$16,153.54

Total 1800 Pre-Kindergarten \$337,920.72

General Fund (10)

1801 Pre-K Instruction

	<u>Elementary</u>	<u>Secondary</u>	<u>Federal</u>	<u>Total</u>
100 Personnel Services – Salaries				
100 Personnel Services – Salaries				206,982.90
Total Personnel Services – Salaries				\$206,982.90
200 Personnel Services – Employee Benefits				
210 Group Insurance – Contracted Provider				24,011.40
220 Social Security Contributions				7,793.06
230 PSERS Retirement Contributions				35,094.28
260 Workers' Compensation				1,020.42
Total Personnel Services – Employee Benefits				\$67,919.16
300 Purchased Professional and Technical Services				
329 Professional Educational Services – Other				7,132.24
Total Purchased Professional and Technical Services				\$7,132.24
400 Purchased Property Services				
430 Repairs and Maintenance Services				4,012.31
Total Purchased Property Services				\$4,012.31
500 Other Purchased Services				
580 Travel				1,502.00
Total Other Purchased Services				\$1,502.00
600 Supplies				
610 General Supplies				25,123.07
Total Supplies				\$25,123.07
700 Property				
752 Capital Equipment – Original and Additional				16,153.54
Total Property				\$16,153.54
Total 1801 Pre-K Instruction				\$328,825.22

General Fund (10)

1805 Pre-K Food Services

Elementary

Secondary

Federal

Total

600 Supplies

630 Food

9,095.50

Total Supplies

\$9,095.50

Total 1805 Pre-K Food Services

\$9,095.50

General Fund (10)

2000 Support Services

Total

100 Personnel Services – Salaries

100 Personnel Services – Salaries 7,827,771.46

Total Personnel Services – Salaries \$7,827,771.46

200 Personnel Services – Employee Benefits

210 Group Insurance – Contracted Provider 1,704,663.94

220 Social Security Contributions 585,583.24

230 PSERS Retirement Contributions 2,648,914.63

240 Tuition Reimbursement 166,234.00

260 Workers' Compensation 38,361.30

291 Other Retirement Plans 22,974.37

299 All Other Employee Benefits 1,350.00

Total Personnel Services – Employee Benefits \$5,168,081.48

300 Purchased Professional and Technical Services

310 Official / Administrative Services 397,036.66

322 Professional Educational Services – Ius 5,131.36

323 Professional Educational Services – Other Educational Agencies 21,507.50

329 Professional Educational Services – Other 81,546.27

330 Other Professional Services 110,431.79

340 Technical Services 79,589.36

350 Security / Safety Services 695.00

Total Purchased Professional and Technical Services \$695,937.94

400 Purchased Property Services

410 Cleaning Services 33,640.24

420 Utility Services 92,837.11

430 Repairs and Maintenance Services 485,847.63

440 Rentals 923,138.79

460 Extermination Services 5,883.44

Total Purchased Property Services \$1,541,347.21

500 Other Purchased Services

513 Contracted Carriers 1,877,177.93

516 Student Transportation Services From the IU 71,715.44

520 Insurance – General 80,612.75

523 General Property and Liability Insurance 179,015.00

530 Communications 137,623.31

549 Other Advertising/Public Relations 8,079.32

580 Travel 54,708.80

595 IU Payments By Withholding 55,091.48

Total Other Purchased Services \$2,464,024.03

600 Supplies

610 General Supplies 518,412.37

620 Energy 740,484.54

630 Food 9,242.01

640 Books and Periodicals 70,573.42

650 Supplies & Fees – Technology Related 340,936.82

General Fund (10)

2000 Support Services

	<u>Total</u>
Total Supplies	\$1,679,649.16
700 Property	
752 Capital Equipment – Original and Additional	79,779.78
Total Property	\$79,779.78
800 Other Objects	
810 Dues and Fees	69,401.08
890 Miscellaneous Expenditures	2,257.45
Total Other Objects	\$71,658.53
Total 2000 Support Services	\$19,528,249.59

General Fund (10)

2100 Support Services – Students

	<u>Elementary</u>	<u>Secondary</u>	<u>Federal</u>	<u>Total</u>
100 Personnel Services – Salaries				
100 Personnel Services – Salaries	706,986.07	844,446.05		1,551,432.12
Total Personnel Services – Salaries	\$706,986.07	\$844,446.05		\$1,551,432.12
200 Personnel Services – Employee Benefits				
210 Group Insurance – Contracted Provider	140,546.05	140,417.71		280,963.76
220 Social Security Contributions	51,913.03	62,648.67		114,561.70
230 PSERS Retirement Contributions	240,972.38	286,893.07		527,865.45
260 Workers' Compensation	3,441.37	4,149.75		7,591.12
Total Personnel Services – Employee Benefits	\$436,872.83	\$494,109.20		\$930,982.03
300 Purchased Professional and Technical Services				
323 Professional Educational Services – Other Educational Agencies				21,507.50
329 Professional Educational Services – Other	2,280.00	11,548.75		13,828.75
Total Purchased Professional and Technical Services	\$2,280.00	\$11,548.75		\$35,336.25
500 Other Purchased Services				
580 Travel	2,039.95	2,831.37		5,716.32
Total Other Purchased Services	\$2,039.95	\$2,831.37		\$5,716.32
600 Supplies				
610 General Supplies	4,642.19	17,096.59		21,738.78
630 Food	209.37	166.81		376.18
650 Supplies & Fees – Technology Related				57,493.40
Total Supplies	\$4,851.56	\$17,263.40		\$79,608.36
800 Other Objects				
810 Dues and Fees	614.61	614.61		1,229.22
Total Other Objects	\$614.61	\$614.61		\$1,229.22
Total 2100 Support Services – Students	\$1,153,645.02	\$1,370,813.38		\$2,604,304.30

General Fund (10)

	<u>Elementary</u>	<u>Secondary</u>	<u>Federal</u>	<u>Total</u>
2110 Supervision of Student Services				
100 Personnel Services – Salaries				
100 Personnel Services – Salaries	77,677.27	77,677.25		155,354.52
Total Personnel Services – Salaries	\$77,677.27	\$77,677.25		\$155,354.52
200 Personnel Services – Employee Benefits				
210 Group Insurance – Contracted Provider	5,760.61	5,760.44		11,521.05
220 Social Security Contributions	5,812.60	5,812.43		11,625.03
230 PSERS Retirement Contributions	26,837.67	26,837.59		53,675.26
260 Workers' Compensation	387.55	387.35		774.90
Total Personnel Services – Employee Benefits	\$38,798.43	\$38,797.81		\$77,596.24
500 Other Purchased Services				
580 Travel	963.54	1,912.05		2,875.59
Total Other Purchased Services	\$963.54	\$1,912.05		\$2,875.59
600 Supplies				
610 General Supplies		94.95		94.95
630 Food	209.37	166.81		376.18
Total Supplies	\$209.37	\$261.76		\$471.13
800 Other Objects				
810 Dues and Fees	614.61	614.61		1,229.22
Total Other Objects	\$614.61	\$614.61		\$1,229.22
Total 2110 Supervision of Student Services	\$118,263.22	\$119,263.48		\$237,526.70

General Fund (10)

2111 Supervision of Student Services – Head of Component

	<u>Elementary</u>	<u>Secondary</u>	<u>Federal</u>	<u>Total</u>
100 Personnel Services – Salaries				
100 Personnel Services – Salaries	77,677.27	77,677.25		155,354.52
Total Personnel Services – Salaries	\$77,677.27	\$77,677.25		\$155,354.52
200 Personnel Services – Employee Benefits				
210 Group Insurance – Contracted Provider	5,760.61	5,760.44		11,521.05
220 Social Security Contributions	5,812.60	5,812.43		11,625.03
230 PSERS Retirement Contributions	26,837.67	26,837.59		53,675.26
260 Workers' Compensation	387.55	387.35		774.90
Total Personnel Services – Employee Benefits	\$38,798.43	\$38,797.81		\$77,596.24
500 Other Purchased Services				
580 Travel	963.54	1,912.05		2,875.59
Total Other Purchased Services	\$963.54	\$1,912.05		\$2,875.59
600 Supplies				
610 General Supplies		94.95		94.95
630 Food	209.37	166.81		376.18
Total Supplies	\$209.37	\$261.76		\$471.13
800 Other Objects				
810 Dues and Fees	614.61	614.61		1,229.22
Total Other Objects	\$614.61	\$614.61		\$1,229.22
Total 2111 Supervision of Student Services – Head of Component	\$118,263.22	\$119,263.48		\$237,526.70

General Fund (10)

	<u>Elementary</u>	<u>Secondary</u>	<u>Federal</u>	<u>Total</u>
2120 Guidance Services				
100 Personnel Services – Salaries				
100 Personnel Services – Salaries	356,375.93	658,504.92		1,014,880.85
Total Personnel Services – Salaries	\$356,375.93	\$658,504.92		\$1,014,880.85
200 Personnel Services – Employee Benefits				
210 Group Insurance – Contracted Provider	73,801.97	125,857.31		199,659.28
220 Social Security Contributions	26,451.38	48,640.94		75,092.32
230 PSERS Retirement Contributions	121,600.58	223,178.61		344,779.19
260 Workers' Compensation	1,762.36	3,252.09		5,014.45
Total Personnel Services – Employee Benefits	\$223,616.29	\$400,928.95		\$624,545.24
600 Supplies				
610 General Supplies	671.64	9,724.47		10,396.11
Total Supplies	\$671.64	\$9,724.47		\$10,396.11
Total 2120 Guidance Services	\$580,663.86	\$1,069,158.34		\$1,649,822.20

General Fund (10)

2140 Psychological Services

	<u>Elementary</u>	<u>Secondary</u>	<u>Federal</u>	<u>Total</u>
100 Personnel Services – Salaries				
100 Personnel Services – Salaries	270,044.84	108,263.88		378,308.72
Total Personnel Services – Salaries	\$270,044.84	\$108,263.88		\$378,308.72
200 Personnel Services – Employee Benefits				
210 Group Insurance – Contracted Provider	60,983.47	8,799.96		69,783.43
220 Social Security Contributions	19,434.10	8,195.30		27,629.40
230 PSERS Retirement Contributions	91,543.83	36,876.87		128,420.70
260 Workers' Compensation	1,291.10	510.31		1,801.41
Total Personnel Services – Employee Benefits	\$173,252.50	\$54,382.44		\$227,634.94
300 Purchased Professional and Technical Services				
329 Professional Educational Services – Other	2,280.00	11,548.75		13,828.75
Total Purchased Professional and Technical Services	\$2,280.00	\$11,548.75		\$13,828.75
500 Other Purchased Services				
580 Travel	1,076.41	919.32		1,995.73
Total Other Purchased Services	\$1,076.41	\$919.32		\$1,995.73
600 Supplies				
610 General Supplies	3,970.55	7,277.17		11,247.72
Total Supplies	\$3,970.55	\$7,277.17		\$11,247.72
Total 2140 Psychological Services	\$450,624.30	\$182,391.56		\$633,015.86

General Fund (10)

2160 Social Work Services

Elementary

Secondary

Federal

Total

300 Purchased Professional and Technical Services

323 Professional Educational Services – Other Educational Agencies

21,507.50

Total Purchased Professional and Technical Services

\$21,507.50

Total 2160 Social Work Services

\$21,507.50

General Fund (10)

	<u>Elementary</u>	<u>Secondary</u>	<u>Federal</u>	<u>Total</u>
2170 Student Accounting Services				
500 Other Purchased Services				
580 Travel				845.00
Total Other Purchased Services				\$845.00
600 Supplies				
650 Supplies & Fees – Technology Related				57,493.40
Total Supplies				\$57,493.40
Total 2170 Student Accounting Services				\$58,338.40

General Fund (10)

	<u>Elementary</u>	<u>Secondary</u>	<u>Federal</u>	<u>Total</u>
2190 Other Student Services				
100 Personnel Services – Salaries				
100 Personnel Services – Salaries	2,888.03			2,888.03
Total Personnel Services – Salaries	\$2,888.03			\$2,888.03
200 Personnel Services – Employee Benefits				
220 Social Security Contributions	214.95			214.95
230 PSERS Retirement Contributions	990.30			990.30
260 Workers’ Compensation	0.36			0.36
Total Personnel Services – Employee Benefits	\$1,205.61			\$1,205.61
Total 2190 Other Student Services	\$4,093.64			\$4,093.64

General Fund (10)

2200 Support Services – Instructional Staff

	<u>Elementary</u>	<u>Secondary</u>	<u>Federal</u>	<u>Total</u>
100 Personnel Services – Salaries				
100 Personnel Services – Salaries	634,986.46	432,500.31		1,067,486.77
Total Personnel Services – Salaries	\$634,986.46	\$432,500.31		\$1,067,486.77
200 Personnel Services – Employee Benefits				
210 Group Insurance – Contracted Provider	118,723.81	91,344.07		210,067.88
220 Social Security Contributions	47,114.54	32,773.98		79,888.52
230 PSERS Retirement Contributions	215,375.18	148,330.89		363,706.07
240 Tuition Reimbursement	71,436.48	77,389.52		148,826.00
260 Workers' Compensation	3,074.20	2,139.94		5,214.14
Total Personnel Services – Employee Benefits	\$455,724.21	\$351,978.40		\$807,702.61
300 Purchased Professional and Technical Services				
310 Official / Administrative Services	102,930.28	16,244.28		119,174.56
329 Professional Educational Services – Other	28,639.00	800.00		29,439.00
340 Technical Services	5,190.00	4,000.00		9,190.00
Total Purchased Professional and Technical Services	\$136,759.28	\$21,044.28		\$157,803.56
400 Purchased Property Services				
430 Repairs and Maintenance Services	2,454.18	11,770.43		14,224.61
440 Rentals	378,924.67	478,460.97		857,385.64
Total Purchased Property Services	\$381,378.85	\$490,231.40		\$871,610.25
500 Other Purchased Services				
520 Insurance – General	2,907.00	2,907.00		5,814.00
580 Travel	7,530.46	19,469.82	490.93	27,491.21
Total Other Purchased Services	\$10,437.46	\$22,376.82	\$490.93	\$33,305.21
600 Supplies				
610 General Supplies	39,803.88	42,281.31		82,085.19
630 Food	1,309.03	1,305.13		2,614.16
640 Books and Periodicals	35,634.05	34,263.77		69,897.82
650 Supplies & Fees – Technology Related	129,733.75	101,992.38		231,726.13
Total Supplies	\$206,480.71	\$179,842.59		\$386,323.30
700 Property				
752 Capital Equipment – Original and Additional	6,362.97	7,403.97		13,766.94
Total Property	\$6,362.97	\$7,403.97		\$13,766.94
800 Other Objects				
810 Dues and Fees	4,642.05	5,037.00		9,679.05
Total Other Objects	\$4,642.05	\$5,037.00		\$9,679.05
Total 2200 Support Services – Instructional Staff	\$1,836,771.99	\$1,510,414.77	\$490.93	\$3,347,677.69

General Fund (10)

2240 Computer-Assisted Instruction Support Services

	<u>Elementary</u>	<u>Secondary</u>	<u>Federal</u>	<u>Total</u>
100 Personnel Services – Salaries				
100 Personnel Services – Salaries	74,988.10	74,988.11		149,976.21
Total Personnel Services – Salaries	\$74,988.10	\$74,988.11		\$149,976.21
200 Personnel Services – Employee Benefits				
210 Group Insurance – Contracted Provider	15,672.30	15,671.92		31,344.22
220 Social Security Contributions	5,696.01	5,695.69		11,391.70
230 PSERS Retirement Contributions	25,670.66	25,670.40		51,341.06
260 Workers' Compensation	373.35	373.33		746.68
Total Personnel Services – Employee Benefits	\$47,412.32	\$47,411.34		\$94,823.66
300 Purchased Professional and Technical Services				
340 Technical Services	5,190.00	4,000.00		9,190.00
Total Purchased Professional and Technical Services	\$5,190.00	\$4,000.00		\$9,190.00
400 Purchased Property Services				
430 Repairs and Maintenance Services	2,454.18	11,770.43		14,224.61
440 Rentals	378,924.67	478,460.97		857,385.64
Total Purchased Property Services	\$381,378.85	\$490,231.40		\$871,610.25
500 Other Purchased Services				
520 Insurance – General	2,907.00	2,907.00		5,814.00
580 Travel	1,190.07	1,669.15		2,859.22
Total Other Purchased Services	\$4,097.07	\$4,576.15		\$8,673.22
600 Supplies				
610 General Supplies	32,950.17	37,639.94		70,590.11
650 Supplies & Fees – Technology Related	109,344.33	77,647.63		186,991.96
Total Supplies	\$142,294.50	\$115,287.57		\$257,582.07
700 Property				
752 Capital Equipment – Original and Additional	6,362.97	7,403.97		13,766.94
Total Property	\$6,362.97	\$7,403.97		\$13,766.94
800 Other Objects				
810 Dues and Fees	3,378.22	3,289.22		6,667.44
Total Other Objects	\$3,378.22	\$3,289.22		\$6,667.44
Total 2240 Computer-Assisted Instruction Support Services	\$665,102.03	\$747,187.76		\$1,412,289.79

General Fund (10)

2250 School Library Services

	<u>Elementary</u>	<u>Secondary</u>	<u>Federal</u>	<u>Total</u>
100 Personnel Services – Salaries				
100 Personnel Services – Salaries	399,686.00	185,192.88		584,878.88
Total Personnel Services – Salaries	\$399,686.00	\$185,192.88		\$584,878.88
200 Personnel Services – Employee Benefits				
210 Group Insurance – Contracted Provider	84,667.96	39,351.05		124,019.01
220 Social Security Contributions	29,008.92	13,740.89		42,749.81
230 PSERS Retirement Contributions	137,520.38	62,033.76		199,554.14
260 Workers' Compensation	1,948.62	896.51		2,845.13
Total Personnel Services – Employee Benefits	\$253,145.88	\$116,022.21		\$369,168.09
600 Supplies				
610 General Supplies	3,027.30	763.28		3,790.58
640 Books and Periodicals	32,340.99	32,768.60		65,109.59
Total Supplies	\$35,368.29	\$33,531.88		\$68,900.17
Total 2250 School Library Services	\$688,200.17	\$334,746.97		\$1,022,947.14

General Fund (10)

	<u>Elementary</u>	<u>Secondary</u>	<u>Federal</u>	<u>Total</u>
2260 Instruction and Curriculum Development Services				
100 Personnel Services – Salaries				
100 Personnel Services – Salaries	160,312.36	172,319.32		332,631.68
Total Personnel Services – Salaries	\$160,312.36	\$172,319.32		\$332,631.68
200 Personnel Services – Employee Benefits				
210 Group Insurance – Contracted Provider	18,383.55	36,321.10		54,704.65
220 Social Security Contributions	12,409.61	13,337.40		25,747.01
230 PSERS Retirement Contributions	52,184.14	60,626.73		112,810.87
260 Workers' Compensation	752.23	870.10		1,622.33
Total Personnel Services – Employee Benefits	\$83,729.53	\$111,155.33		\$194,884.86
300 Purchased Professional and Technical Services				
310 Official / Administrative Services	1,804.45	1,991.31		3,795.76
Total Purchased Professional and Technical Services	\$1,804.45	\$1,991.31		\$3,795.76
500 Other Purchased Services				
580 Travel	5,477.51	6,430.16		11,907.67
Total Other Purchased Services	\$5,477.51	\$6,430.16		\$11,907.67
600 Supplies				
610 General Supplies	3,826.41	3,878.09		7,704.50
630 Food	530.17	485.45		1,015.62
640 Books and Periodicals	1,202.22	1,085.32		2,287.54
650 Supplies & Fees – Technology Related	20,389.42	24,344.75		44,734.17
Total Supplies	\$25,948.22	\$29,793.61		\$55,741.83
800 Other Objects				
810 Dues and Fees	1,263.83	1,747.78		3,011.61
Total Other Objects	\$1,263.83	\$1,747.78		\$3,011.61
Total 2260 Instruction and Curriculum Development Services	\$278,535.90	\$323,437.51		\$601,973.41

General Fund (10)

2270 Instructional Staff Professional Development Services	<u>Elementary</u>	<u>Secondary</u>	<u>Federal</u>	<u>Total</u>
200 Personnel Services – Employee Benefits				
240 Tuition Reimbursement	71,436.48	77,389.52		148,826.00
Total Personnel Services – Employee Benefits	\$71,436.48	\$77,389.52		\$148,826.00
300 Purchased Professional and Technical Services				
310 Official / Administrative Services	101,125.83	14,252.97		115,378.80
329 Professional Educational Services – Other	28,639.00	800.00		29,439.00
Total Purchased Professional and Technical Services	\$129,764.83	\$15,052.97		\$144,817.80
500 Other Purchased Services				
580 Travel	862.88	11,370.51	490.93	12,724.32
Total Other Purchased Services	\$862.88	\$11,370.51	\$490.93	\$12,724.32
600 Supplies				
630 Food	778.86	819.68		1,598.54
640 Books and Periodicals	2,090.84	409.85		2,500.69
Total Supplies	\$2,869.70	\$1,229.53		\$4,099.23
Total 2270 Instructional Staff Professional Development Services	\$204,933.89	\$105,042.53	\$490.93	\$310,467.35

General Fund (10)

	<u>Elementary</u>	<u>Secondary</u>	<u>Federal</u>	<u>Total</u>
2300 Support Services – Administration				
100 Personnel Services – Salaries				
100 Personnel Services – Salaries	741,408.02	695,324.72		1,883,994.48
Total Personnel Services – Salaries	\$741,408.02	\$695,324.72		\$1,883,994.48
200 Personnel Services – Employee Benefits				
210 Group Insurance – Contracted Provider	179,476.60	148,530.43		376,736.61
220 Social Security Contributions	56,663.93	51,161.52		141,343.80
230 PSERS Retirement Contributions	251,752.15	226,325.20		626,165.94
260 Workers' Compensation	3,648.41	3,267.23		9,196.94
291 Other Retirement Plans				22,974.37
299 All Other Employee Benefits	1,350.00			1,350.00
Total Personnel Services – Employee Benefits	\$492,891.09	\$429,284.38		\$1,177,767.66
300 Purchased Professional and Technical Services				
310 Official / Administrative Services				252,251.63
329 Professional Educational Services – Other	38,278.52			38,278.52
330 Other Professional Services				62,815.94
340 Technical Services				23,812.51
Total Purchased Professional and Technical Services	\$38,278.52			\$377,158.60
500 Other Purchased Services				
520 Insurance – General				74,798.75
530 Communications				68,720.61
549 Other Advertising/Public Relations				2,693.35
580 Travel	567.27	1,899.05		13,754.89
Total Other Purchased Services	\$567.27	\$1,899.05		\$159,967.60
600 Supplies				
610 General Supplies	284.26	6,274.77		10,995.78
630 Food	555.20	1,413.90		6,007.08
640 Books and Periodicals				675.60
650 Supplies & Fees – Technology Related				22,737.39
Total Supplies	\$839.46	\$7,688.67		\$40,415.85
800 Other Objects				
810 Dues and Fees	5,818.10	5,865.63		18,269.17
Total Other Objects	\$5,818.10	\$5,865.63		\$18,269.17
Total 2300 Support Services – Administration	\$1,279,802.46	\$1,140,062.45		\$3,657,573.36

General Fund (10)

2310 Board Services

Elementary

Secondary

Federal

Total

300 Purchased Professional and Technical Services

310 Official / Administrative Services

100.00

330 Other Professional Services

65.94

Total Purchased Professional and Technical Services

\$165.94

500 Other Purchased Services

520 Insurance – General

68,939.00

580 Travel

1,981.99

Total Other Purchased Services

\$70,920.99

600 Supplies

610 General Supplies

428.70

Total Supplies

\$428.70

Total 2310 Board Services

\$71,515.63

General Fund (10)

	<u>Elementary</u>	<u>Secondary</u>	<u>Federal</u>	<u>Total</u>
2330 Tax Assessment and Collection Services				
100 Personnel Services – Salaries				
100 Personnel Services – Salaries				51,796.65
Total Personnel Services – Salaries				\$51,796.65
200 Personnel Services – Employee Benefits				
210 Group Insurance – Contracted Provider				8,394.60
220 Social Security Contributions				3,924.12
230 PSERS Retirement Contributions				8,779.03
260 Workers' Compensation				256.45
Total Personnel Services – Employee Benefits				\$21,354.20
300 Purchased Professional and Technical Services				
310 Official / Administrative Services				1,185.00
340 Technical Services				23,812.51
Total Purchased Professional and Technical Services				\$24,997.51
500 Other Purchased Services				
520 Insurance – General				5,859.75
530 Communications				19,355.71
Total Other Purchased Services				\$25,215.46
Total 2330 Tax Assessment and Collection Services				\$123,363.82

General Fund (10)

2350 Legal and Accounting Services

Elementary

Secondary

Federal

Total

300 Purchased Professional and Technical Services

310 Official / Administrative Services

209,781.69

330 Other Professional Services

22,750.00

Total Purchased Professional and Technical Services

\$232,531.69

Total 2350 Legal and Accounting Services

\$232,531.69

General Fund (10)

	<u>Elementary</u>	<u>Secondary</u>	<u>Federal</u>	<u>Total</u>
2360 Office of the Superintendent / Executive Director Services				
100 Personnel Services – Salaries				
100 Personnel Services – Salaries				395,465.09
Total Personnel Services – Salaries				\$395,465.09
200 Personnel Services – Employee Benefits				
210 Group Insurance – Contracted Provider				40,334.98
220 Social Security Contributions				29,594.23
230 PSERS Retirement Contributions				139,309.56
260 Workers' Compensation				2,024.85
291 Other Retirement Plans				22,974.37
Total Personnel Services – Employee Benefits				\$234,237.99
300 Purchased Professional and Technical Services				
310 Official / Administrative Services				41,184.94
330 Other Professional Services				40,000.00
Total Purchased Professional and Technical Services				\$81,184.94
500 Other Purchased Services				
580 Travel				9,306.58
Total Other Purchased Services				\$9,306.58
600 Supplies				
610 General Supplies				4,008.05
630 Food				4,037.98
640 Books and Periodicals				675.60
650 Supplies & Fees – Technology Related				22,737.39
Total Supplies				\$31,459.02
800 Other Objects				
810 Dues and Fees				6,585.44
Total Other Objects				\$6,585.44
Total 2360 Office of the Superintendent / Executive Director Services				\$758,239.06

General Fund (10)

	<u>Elementary</u>	<u>Secondary</u>	<u>Federal</u>	<u>Total</u>
2380 Office of the Principal Services				
100 Personnel Services – Salaries				
100 Personnel Services – Salaries	741,408.02	695,324.72		1,436,732.74
Total Personnel Services – Salaries	\$741,408.02	\$695,324.72		\$1,436,732.74
200 Personnel Services – Employee Benefits				
210 Group Insurance – Contracted Provider	179,476.60	148,530.43		328,007.03
220 Social Security Contributions	56,663.93	51,161.52		107,825.45
230 PSERS Retirement Contributions	251,752.15	226,325.20		478,077.35
260 Workers' Compensation	3,648.41	3,267.23		6,915.64
299 All Other Employee Benefits	1,350.00			1,350.00
Total Personnel Services – Employee Benefits	\$492,891.09	\$429,284.38		\$922,175.47
300 Purchased Professional and Technical Services				
329 Professional Educational Services – Other	38,278.52			38,278.52
Total Purchased Professional and Technical Services	\$38,278.52			\$38,278.52
500 Other Purchased Services				
580 Travel	567.27	1,899.05		2,466.32
Total Other Purchased Services	\$567.27	\$1,899.05		\$2,466.32
600 Supplies				
610 General Supplies	284.26	6,274.77		6,559.03
630 Food	555.20	1,413.90		1,969.10
Total Supplies	\$839.46	\$7,688.67		\$8,528.13
800 Other Objects				
810 Dues and Fees	5,818.10	5,865.63		11,683.73
Total Other Objects	\$5,818.10	\$5,865.63		\$11,683.73
Total 2380 Office of the Principal Services	\$1,279,802.46	\$1,140,062.45		\$2,419,864.91

LEA : 114063003 Governor Mifflin SD

Printed 11/3/2020 11:31:17 AM

General Fund (10)

2390 Other Administration Services

Elementary

Secondary

Federal

Total

500 Other Purchased Services

530 Communications

49,364.90

549 Other Advertising/Public Relations

2,693.35

Total Other Purchased Services

\$52,058.25

Total 2390 Other Administration Services

\$52,058.25

General Fund (10)

	<u>Elementary</u>	<u>Secondary</u>	<u>Federal</u>	<u>Total</u>
2400 Support Services – Pupil Health				
100 Personnel Services – Salaries				
100 Personnel Services – Salaries				309,155.66
Total Personnel Services – Salaries				\$309,155.66
200 Personnel Services – Employee Benefits				
210 Group Insurance – Contracted Provider				80,390.76
220 Social Security Contributions				22,815.53
230 PSERS Retirement Contributions				105,468.60
260 Workers' Compensation				1,527.26
Total Personnel Services – Employee Benefits				\$210,202.15
300 Purchased Professional and Technical Services				
310 Official / Administrative Services				1,464.00
322 Professional Educational Services – lus				131.36
330 Other Professional Services				46,929.85
Total Purchased Professional and Technical Services				\$48,525.21
500 Other Purchased Services				
580 Travel				90.00
Total Other Purchased Services				\$90.00
600 Supplies				
610 General Supplies				10,073.50
Total Supplies				\$10,073.50
800 Other Objects				
810 Dues and Fees				15.00
Total Other Objects				\$15.00
Total 2400 Support Services – Pupil Health				\$578,061.52

General Fund (10)

2420 Medical Services

Elementary

Secondary

Federal

Total

300 Purchased Professional and Technical Services

310 Official / Administrative Services

1,464.00

322 Professional Educational Services – Ius

131.36

Total Purchased Professional and Technical Services

\$1,595.36

Total 2420 Medical Services

\$1,595.36

General Fund (10)

2440 Nursing Services

Elementary Secondary Federal Total

100 Personnel Services – Salaries
100 Personnel Services – Salaries 309,155.66

Total Personnel Services – Salaries \$309,155.66

200 Personnel Services – Employee Benefits
210 Group Insurance – Contracted Provider 80,390.76
220 Social Security Contributions 22,815.53
230 PSERS Retirement Contributions 105,468.60
260 Workers' Compensation 1,527.26

Total Personnel Services – Employee Benefits \$210,202.15

300 Purchased Professional and Technical Services
330 Other Professional Services 46,929.85

Total Purchased Professional and Technical Services \$46,929.85

500 Other Purchased Services
580 Travel 90.00

Total Other Purchased Services \$90.00

600 Supplies
610 General Supplies 10,073.50

Total Supplies \$10,073.50

800 Other Objects
810 Dues and Fees 15.00

Total Other Objects \$15.00

Total 2440 Nursing Services \$576,466.16

General Fund (10)

2500 Support Services – Business

Elementary

Secondary

Federal

Total

100 Personnel Services – Salaries

100 Personnel Services – Salaries

534,124.87

Total Personnel Services – Salaries

\$534,124.87

200 Personnel Services – Employee Benefits

210 Group Insurance – Contracted Provider

154,793.96

220 Social Security Contributions

38,813.68

230 PSERS Retirement Contributions

180,094.69

260 Workers' Compensation

2,604.54

Total Personnel Services – Employee Benefits

\$376,306.87

300 Purchased Professional and Technical Services

340 Technical Services

46,586.85

Total Purchased Professional and Technical Services

\$46,586.85

400 Purchased Property Services

410 Cleaning Services

3,111.73

430 Repairs and Maintenance Services

144,277.35

440 Rentals

60,353.52

Total Purchased Property Services

\$207,742.60

500 Other Purchased Services

580 Travel

4,485.35

Total Other Purchased Services

\$4,485.35

600 Supplies

610 General Supplies

19,993.97

Total Supplies

\$19,993.97

800 Other Objects

810 Dues and Fees

29,533.29

Total Other Objects

\$29,533.29

Total 2500 Support Services – Business

\$1,218,773.80

General Fund (10)

2510 Fiscal Services

Elementary

Secondary

Federal

Total

100 Personnel Services – Salaries

100 Personnel Services – Salaries 372,288.38

Total Personnel Services – Salaries \$372,288.38

200 Personnel Services – Employee Benefits

210 Group Insurance – Contracted Provider 83,327.97

220 Social Security Contributions 26,805.70

230 PSERS Retirement Contributions 125,147.22

260 Workers' Compensation 1,811.67

Total Personnel Services – Employee Benefits \$237,092.56

300 Purchased Professional and Technical Services

340 Technical Services 46,586.85

Total Purchased Professional and Technical Services \$46,586.85

400 Purchased Property Services

410 Cleaning Services 3,111.73

Total Purchased Property Services \$3,111.73

500 Other Purchased Services

580 Travel 4,485.35

Total Other Purchased Services \$4,485.35

600 Supplies

610 General Supplies 2,157.33

Total Supplies \$2,157.33

800 Other Objects

810 Dues and Fees 5,994.66

Total Other Objects \$5,994.66

Total 2510 Fiscal Services \$671,716.86

General Fund (10)

	<u>Elementary</u>	<u>Secondary</u>	<u>Federal</u>	<u>Total</u>
2511 Supervision of Fiscal Services - Head of Component				
100 <u>Personnel Services – Salaries</u>				
100 Personnel Services – Salaries				147,681.74
Total Personnel Services – Salaries				\$147,681.74
200 <u>Personnel Services – Employee Benefits</u>				
210 Group Insurance – Contracted Provider				1,259.27
220 Social Security Contributions				10,527.31
230 PSERS Retirement Contributions				50,093.92
260 Workers' Compensation				723.06
Total Personnel Services – Employee Benefits				\$62,603.56
500 <u>Other Purchased Services</u>				
580 Travel				4,485.35
Total Other Purchased Services				\$4,485.35
800 <u>Other Objects</u>				
810 Dues and Fees				2,067.50
Total Other Objects				\$2,067.50
Total 2511 Supervision of Fiscal Services - Head of Component				\$216,838.15

General Fund (10)

2513 Receiving and Disbursing Funds Services

Elementary

Secondary

Federal

Total

100 Personnel Services – Salaries

100 Personnel Services – Salaries

84,785.59

Total Personnel Services – Salaries

\$84,785.59

200 Personnel Services – Employee Benefits

210 Group Insurance – Contracted Provider

42,639.42

220 Social Security Contributions

6,118.75

230 PSERS Retirement Contributions

28,832.23

260 Workers' Compensation

419.90

Total Personnel Services – Employee Benefits

\$78,010.30

Total 2513 Receiving and Disbursing Funds Services

\$162,795.89

General Fund (10)

2514 Payroll Services

100 Personnel Services – Salaries

100 Personnel Services – Salaries 52,147.85

Total Personnel Services – Salaries \$52,147.85

200 Personnel Services – Employee Benefits

210 Group Insurance – Contracted Provider 15,807.07

220 Social Security Contributions 3,836.18

230 PSERS Retirement Contributions 17,466.59

260 Workers' Compensation 253.66

Total Personnel Services – Employee Benefits \$37,363.50

Total 2514 Payroll Services \$89,511.35

Elementary

Secondary

Federal

Total

General Fund (10)

	<u>Elementary</u>	<u>Secondary</u>	<u>Federal</u>	<u>Total</u>
2515 Financial Accounting Services				
100 Personnel Services – Salaries				
100 Personnel Services – Salaries				70,828.34
Total Personnel Services – Salaries				\$70,828.34
200 Personnel Services – Employee Benefits				
210 Group Insurance – Contracted Provider				23,622.21
220 Social Security Contributions				5,034.81
230 PSERS Retirement Contributions				22,978.37
260 Workers' Compensation				331.66
Total Personnel Services – Employee Benefits				\$51,967.05
300 Purchased Professional and Technical Services				
340 Technical Services				46,586.85
Total Purchased Professional and Technical Services				\$46,586.85
400 Purchased Property Services				
410 Cleaning Services				3,111.73
Total Purchased Property Services				\$3,111.73
600 Supplies				
610 General Supplies				2,157.33
Total Supplies				\$2,157.33
800 Other Objects				
810 Dues and Fees				3,927.16
Total Other Objects				\$3,927.16
Total 2515 Financial Accounting Services				\$178,578.46

General Fund (10)

2519 Other Fiscal Services

Elementary

Secondary

Federal

Total

100 Personnel Services – Salaries

100 Personnel Services – Salaries

16,844.86

Total Personnel Services – Salaries

\$16,844.86

200 Personnel Services – Employee Benefits

220 Social Security Contributions

1,288.65

230 PSERS Retirement Contributions

5,776.11

260 Workers' Compensation

83.39

Total Personnel Services – Employee Benefits

\$7,148.15

Total 2519 Other Fiscal Services

\$23,993.01

General Fund (10)

	<u>Elementary</u>	<u>Secondary</u>	<u>Federal</u>	<u>Total</u>
2530 Warehousing and Distributing Services				
100 Personnel Services – Salaries				
100 Personnel Services – Salaries				74,104.85
Total Personnel Services – Salaries				\$74,104.85
200 Personnel Services – Employee Benefits				
210 Group Insurance – Contracted Provider				35,145.74
220 Social Security Contributions				5,486.51
230 PSERS Retirement Contributions				24,951.84
260 Workers' Compensation				359.75
Total Personnel Services – Employee Benefits				\$65,943.84
400 Purchased Property Services				
430 Repairs and Maintenance Services				300.52
Total Purchased Property Services				\$300.52
Total 2530 Warehousing and Distributing Services				\$140,349.21

General Fund (10)

2540 Printing, Publishing and Duplicating Services

Elementary

Secondary

Federal

Total

100 Personnel Services – Salaries

100 Personnel Services – Salaries 87,731.64

Total Personnel Services – Salaries \$87,731.64

200 Personnel Services – Employee Benefits

210 Group Insurance – Contracted Provider 36,320.25

220 Social Security Contributions 6,521.47

230 PSERS Retirement Contributions 29,995.63

260 Workers' Compensation 433.12

Total Personnel Services – Employee Benefits \$73,270.47

400 Purchased Property Services

430 Repairs and Maintenance Services 84,061.74

440 Rentals 12,709.67

Total Purchased Property Services \$96,771.41

600 Supplies

610 General Supplies 17,836.64

Total Supplies \$17,836.64

Total 2540 Printing, Publishing and Duplicating Services \$275,610.16

General Fund (10)

2590 Other Support Services – Business

Elementary

Secondary

Federal

Total

400 Purchased Property Services

430 Repairs and Maintenance Services

59,915.09

440 Rentals

47,643.85

Total Purchased Property Services

\$107,558.94

800 Other Objects

810 Dues and Fees

23,538.63

Total Other Objects

\$23,538.63

Total 2590 Other Support Services – Business

\$131,097.57

General Fund (10)

	<u>Elementary</u>	<u>Secondary</u>	<u>Federal</u>	<u>Total</u>
2600 Operation and Maintenance of Plant Services				
100 Personnel Services – Salaries				
100 Personnel Services – Salaries				1,949,923.77
Total Personnel Services – Salaries				\$1,949,923.77
200 Personnel Services – Employee Benefits				
210 Group Insurance – Contracted Provider				484,632.96
220 Social Security Contributions				148,311.74
230 PSERS Retirement Contributions				664,312.49
260 Workers' Compensation				9,608.84
Total Personnel Services – Employee Benefits				\$1,306,866.03
300 Purchased Professional and Technical Services				
322 Professional Educational Services – Ius				5,000.00
330 Other Professional Services				686.00
350 Security / Safety Services				695.00
Total Purchased Professional and Technical Services				\$6,381.00
400 Purchased Property Services				
410 Cleaning Services				30,528.51
420 Utility Services				92,837.11
430 Repairs and Maintenance Services				327,345.67
440 Rentals				5,399.63
460 Extermination Services				5,883.44
Total Purchased Property Services				\$461,994.36
500 Other Purchased Services				
523 General Property and Liability Insurance				179,015.00
530 Communications				68,902.70
580 Travel				1,337.32
Total Other Purchased Services				\$249,255.02
600 Supplies				
610 General Supplies	185,284.72	181,733.70		367,018.42
620 Energy				740,484.54
630 Food				244.59
650 Supplies & Fees – Technology Related				13,056.54
Total Supplies	\$185,284.72	\$181,733.70		\$1,120,804.09
700 Property				
752 Capital Equipment – Original and Additional				66,012.84
Total Property				\$66,012.84
800 Other Objects				
810 Dues and Fees				4,488.44
Total Other Objects				\$4,488.44
Total 2600 Operation and Maintenance of Plant Services	\$185,284.72	\$181,733.70		\$5,165,725.55

General Fund (10)

2610 Supervision of Operation and Maintenance of Plant Services

Elementary Secondary Federal Total

100 Personnel Services – Salaries				
100 Personnel Services – Salaries				244,309.82
Total Personnel Services – Salaries				\$244,309.82
200 Personnel Services – Employee Benefits				
210 Group Insurance – Contracted Provider				48,469.61
220 Social Security Contributions				18,581.15
230 PSERS Retirement Contributions				84,523.73
260 Workers' Compensation				1,225.60
Total Personnel Services – Employee Benefits				\$152,800.09
500 Other Purchased Services				
580 Travel				220.00
Total Other Purchased Services				\$220.00
800 Other Objects				
810 Dues and Fees				320.00
Total Other Objects				\$320.00
Total 2610 Supervision of Operation and Maintenance of Plant Services				\$397,649.91

General Fund (10)

2611 Supervision of Operation and Maintenance of Plant Services – Head of Component

Elementary

Secondary

Federal

Total

100 Personnel Services – Salaries

100 Personnel Services – Salaries

244,309.82

Total Personnel Services – Salaries

\$244,309.82

200 Personnel Services – Employee Benefits

210 Group Insurance – Contracted Provider

48,469.61

220 Social Security Contributions

18,581.15

230 PSERS Retirement Contributions

84,523.73

260 Workers' Compensation

1,225.60

Total Personnel Services – Employee Benefits

\$152,800.09

500 Other Purchased Services

580 Travel

220.00

Total Other Purchased Services

\$220.00

800 Other Objects

810 Dues and Fees

320.00

Total Other Objects

\$320.00

Total 2611 Supervision of Operation and Maintenance of Plant Services – Head of Component

\$397,649.91

General Fund (10)

	<u>Elementary</u>	<u>Secondary</u>	<u>Federal</u>	<u>Total</u>
2620 Operation of Buildings Services				
100 Personnel Services – Salaries				
100 Personnel Services – Salaries				1,566,538.53
Total Personnel Services – Salaries				\$1,566,538.53
200 Personnel Services – Employee Benefits				
210 Group Insurance – Contracted Provider				417,326.47
220 Social Security Contributions				119,220.99
230 PSERS Retirement Contributions				532,520.71
260 Workers' Compensation				7,741.94
Total Personnel Services – Employee Benefits				\$1,076,810.11
300 Purchased Professional and Technical Services				
330 Other Professional Services				686.00
Total Purchased Professional and Technical Services				\$686.00
400 Purchased Property Services				
410 Cleaning Services				30,528.51
420 Utility Services				92,837.11
430 Repairs and Maintenance Services				255,925.20
440 Rentals				5,399.63
460 Extermination Services				5,883.44
Total Purchased Property Services				\$390,573.89
500 Other Purchased Services				
523 General Property and Liability Insurance				172,198.00
530 Communications				68,902.70
580 Travel				39.10
Total Other Purchased Services				\$241,139.80
600 Supplies				
610 General Supplies	166,605.82	161,498.21		328,104.03
620 Energy				740,484.54
630 Food				244.59
650 Supplies & Fees – Technology Related				9,906.54
Total Supplies	\$166,605.82	\$161,498.21		\$1,078,739.70
700 Property				
752 Capital Equipment – Original and Additional				55,027.84
Total Property				\$55,027.84
800 Other Objects				
810 Dues and Fees				4,168.44
Total Other Objects				\$4,168.44
Total 2620 Operation of Buildings Services	\$166,605.82	\$161,498.21		\$4,413,684.31

General Fund (10)

	<u>Elementary</u>	<u>Secondary</u>	<u>Federal</u>	<u>Total</u>
2630 Care and Upkeep of Grounds Services				
100 Personnel Services – Salaries				
100 Personnel Services – Salaries				87,818.16
Total Personnel Services – Salaries				\$87,818.16
200 Personnel Services – Employee Benefits				
210 Group Insurance – Contracted Provider				10,136.89
220 Social Security Contributions				6,673.12
230 PSERS Retirement Contributions				29,691.91
260 Workers' Compensation				387.56
Total Personnel Services – Employee Benefits				\$46,889.48
400 Purchased Property Services				
430 Repairs and Maintenance Services				51,057.03
Total Purchased Property Services				\$51,057.03
600 Supplies				
610 General Supplies	17,174.78	18,606.02		35,780.80
Total Supplies	\$17,174.78	\$18,606.02		\$35,780.80
Total 2630 Care and Upkeep of Grounds Services	\$17,174.78	\$18,606.02		\$221,545.47

General Fund (10)

	<u>Elementary</u>	<u>Secondary</u>	<u>Federal</u>	<u>Total</u>
2640 Care and Upkeep of Equipment Services				
400 <u>Purchased Property Services</u>				
430 Repairs and Maintenance Services				7,130.94
Total Purchased Property Services				\$7,130.94
Total 2640 Care and Upkeep of Equipment Services				\$7,130.94

General Fund (10)

	<u>Elementary</u>	<u>Secondary</u>	<u>Federal</u>	<u>Total</u>
2650 Vehicle Operation and Maintenance Services (Other Than Student Transportation Vehicles)				
400 <u>Purchased Property Services</u>				
430 Repairs and Maintenance Services				13,232.50
Total Purchased Property Services				\$13,232.50
600 <u>Supplies</u>				
610 General Supplies	486.66	527.22		1,013.88
Total Supplies	\$486.66	\$527.22		\$1,013.88
Total 2650 Vehicle Operation and Maintenance Services (Other Than Student Transportation Vehicles)	\$486.66	\$527.22		\$14,246.38

General Fund (10)

	<u>Elementary</u>	<u>Secondary</u>	<u>Federal</u>	<u>Total</u>
2660 Safety and Security Services				
100 Personnel Services – Salaries				
100 Personnel Services – Salaries				51,257.26
Total Personnel Services – Salaries				\$51,257.26
200 Personnel Services – Employee Benefits				
210 Group Insurance – Contracted Provider				8,699.99
220 Social Security Contributions				3,836.48
230 PSERS Retirement Contributions				17,576.14
260 Workers' Compensation				253.74
Total Personnel Services – Employee Benefits				\$30,366.35
300 Purchased Professional and Technical Services				
322 Professional Educational Services – Ius				5,000.00
350 Security / Safety Services				695.00
Total Purchased Professional and Technical Services				\$5,695.00
500 Other Purchased Services				
523 General Property and Liability Insurance				6,817.00
580 Travel				1,078.22
Total Other Purchased Services				\$7,895.22
600 Supplies				
610 General Supplies	1,017.46	1,102.25		2,119.71
650 Supplies & Fees – Technology Related				3,150.00
Total Supplies	\$1,017.46	\$1,102.25		\$5,269.71
700 Property				
752 Capital Equipment – Original and Additional				10,985.00
Total Property				\$10,985.00
Total 2660 Safety and Security Services	\$1,017.46	\$1,102.25		\$111,468.54

General Fund (10)

	<u>Elementary</u>	<u>Secondary</u>	<u>Federal</u>	<u>Total</u>
2700 Student Transportation Services				
500 <u>Other Purchased Services</u>				
513 Contracted Carriers				1,877,177.93
516 Student Transportation Services From the IU				71,715.44
Total Other Purchased Services				\$1,948,893.37
600 <u>Supplies</u>				
610 General Supplies				128.80
Total Supplies				\$128.80
800 <u>Other Objects</u>				
810 Dues and Fees				1,250.00
Total Other Objects				\$1,250.00
Total 2700 Student Transportation Services				\$1,950,272.17

General Fund (10)

2720 Vehicle Operation Services

Elementary

Secondary

Federal

Total

500 Other Purchased Services

513 Contracted Carriers

1,866,924.33

516 Student Transportation Services From the IU

71,715.44

Total Other Purchased Services

\$1,938,639.77

600 Supplies

610 General Supplies

128.80

Total Supplies

\$128.80

800 Other Objects

810 Dues and Fees

1,250.00

Total Other Objects

\$1,250.00

Total 2720 Vehicle Operation Services

\$1,940,018.57

General Fund (10)

2750 Nonpublic Transportation

Elementary

Secondary

Federal

Total

500 Other Purchased Services

513 Contracted Carriers

10,253.60

Total Other Purchased Services

\$10,253.60

Total 2750 Nonpublic Transportation

\$10,253.60

General Fund (10)

2800 Support Services – Central

Elementary

Secondary

Federal

Total

100 Personnel Services – Salaries

100 Personnel Services – Salaries 531,653.79

Total Personnel Services – Salaries \$531,653.79

200 Personnel Services – Employee Benefits

210 Group Insurance – Contracted Provider 117,078.01

220 Social Security Contributions 39,848.27

230 PSERS Retirement Contributions 181,301.39

240 Tuition Reimbursement 17,408.00

260 Workers' Compensation 2,618.46

Total Personnel Services – Employee Benefits \$358,254.13

300 Purchased Professional and Technical Services

310 Official / Administrative Services 24,146.47

Total Purchased Professional and Technical Services \$24,146.47

500 Other Purchased Services

549 Other Advertising/Public Relations 5,385.97

580 Travel 1,833.71

Total Other Purchased Services \$7,219.68

600 Supplies

610 General Supplies 6,377.93

650 Supplies & Fees – Technology Related 15,923.36

Total Supplies \$22,301.29

800 Other Objects

810 Dues and Fees 4,936.91

890 Miscellaneous Expenditures 2,257.45

Total Other Objects \$7,194.36

Total 2800 Support Services – Central \$950,769.72

General Fund (10)

2810 Planning, Research, Development and Evaluation Services

Elementary

Secondary

Federal

Total

100 Personnel Services – Salaries

100 Personnel Services – Salaries

236,563.17

Total Personnel Services – Salaries

\$236,563.17

200 Personnel Services – Employee Benefits

210 Group Insurance – Contracted Provider

43,968.30

220 Social Security Contributions

17,575.17

230 PSERS Retirement Contributions

80,257.74

260 Workers' Compensation

1,158.58

Total Personnel Services – Employee Benefits

\$142,959.79

Total 2810 Planning, Research, Development and Evaluation Services

\$379,522.96

General Fund (10)

2820 Information Services

Elementary

Secondary

Federal

Total

100 Personnel Services – Salaries

100 Personnel Services – Salaries

105,898.11

Total Personnel Services – Salaries

\$105,898.11

200 Personnel Services – Employee Benefits

210 Group Insurance – Contracted Provider

26,017.57

220 Social Security Contributions

7,948.04

230 PSERS Retirement Contributions

36,423.98

260 Workers' Compensation

525.91

Total Personnel Services – Employee Benefits

\$70,915.50

500 Other Purchased Services

580 Travel

746.09

Total Other Purchased Services

\$746.09

600 Supplies

610 General Supplies

2,159.61

650 Supplies & Fees – Technology Related

3,690.27

Total Supplies

\$5,849.88

800 Other Objects

810 Dues and Fees

929.22

Total Other Objects

\$929.22

Total 2820 Information Services

\$184,338.80

General Fund (10)

	<u>Elementary</u>	<u>Secondary</u>	<u>Federal</u>	<u>Total</u>
2823 Public Information Services				
100 Personnel Services – Salaries				
100 Personnel Services – Salaries				105,898.11
Total Personnel Services – Salaries				\$105,898.11
200 Personnel Services – Employee Benefits				
210 Group Insurance – Contracted Provider				26,017.57
220 Social Security Contributions				7,948.04
230 PSERS Retirement Contributions				36,423.98
260 Workers' Compensation				525.91
Total Personnel Services – Employee Benefits				\$70,915.50
500 Other Purchased Services				
580 Travel				746.09
Total Other Purchased Services				\$746.09
600 Supplies				
610 General Supplies				2,159.61
650 Supplies & Fees – Technology Related				3,690.27
Total Supplies				\$5,849.88
800 Other Objects				
810 Dues and Fees				929.22
Total Other Objects				\$929.22
Total 2823 Public Information Services				\$184,338.80

General Fund (10)

2830 Staff Services

Elementary

Secondary

Federal

Total

100 Personnel Services – Salaries

100 Personnel Services – Salaries 189,192.51

Total Personnel Services – Salaries \$189,192.51

200 Personnel Services – Employee Benefits

210 Group Insurance – Contracted Provider 47,092.14

220 Social Security Contributions 14,325.06

230 PSERS Retirement Contributions 64,619.67

240 Tuition Reimbursement 17,408.00

260 Workers' Compensation 933.97

Total Personnel Services – Employee Benefits \$144,378.84

300 Purchased Professional and Technical Services

310 Official / Administrative Services 24,146.47

Total Purchased Professional and Technical Services \$24,146.47

500 Other Purchased Services

549 Other Advertising/Public Relations 5,385.97

580 Travel 1,087.62

Total Other Purchased Services \$6,473.59

600 Supplies

610 General Supplies 4,218.32

650 Supplies & Fees – Technology Related 12,233.09

Total Supplies \$16,451.41

800 Other Objects

810 Dues and Fees 4,007.69

890 Miscellaneous Expenditures 2,257.45

Total Other Objects \$6,265.14

Total 2830 Staff Services \$386,907.96

General Fund (10)

2831 Supervision of Staff Services

Elementary

Secondary

Federal

Total

100 Personnel Services – Salaries

100 Personnel Services – Salaries

159,425.56

Total Personnel Services – Salaries

\$159,425.56

200 Personnel Services – Employee Benefits

210 Group Insurance – Contracted Provider

32,646.11

220 Social Security Contributions

12,046.14

230 PSERS Retirement Contributions

54,849.52

260 Workers' Compensation

791.82

Total Personnel Services – Employee Benefits

\$100,333.59

500 Other Purchased Services

580 Travel

915.94

Total Other Purchased Services

\$915.94

800 Other Objects

810 Dues and Fees

1,295.22

Total Other Objects

\$1,295.22

Total 2831 Supervision of Staff Services

\$261,970.31

General Fund (10)

2832 Recruitment and Placement Services

Elementary

Secondary

Federal

Total

500 Other Purchased Services

549 Other Advertising/Public Relations

5,385.97

Total Other Purchased Services

\$5,385.97

800 Other Objects

810 Dues and Fees

2,712.47

Total Other Objects

\$2,712.47

Total 2832 Recruitment and Placement Services

\$8,098.44

General Fund (10)

2833 Staff Accounting Services

Elementary

Secondary

Federal

Total

100 Personnel Services – Salaries

100 Personnel Services – Salaries

29,766.95

Total Personnel Services – Salaries

\$29,766.95

200 Personnel Services – Employee Benefits

210 Group Insurance – Contracted Provider

14,446.03

220 Social Security Contributions

2,278.92

230 PSERS Retirement Contributions

9,770.15

260 Workers' Compensation

142.15

Total Personnel Services – Employee Benefits

\$26,637.25

300 Purchased Professional and Technical Services

310 Official / Administrative Services

24,146.47

Total Purchased Professional and Technical Services

\$24,146.47

600 Supplies

610 General Supplies

4,218.32

650 Supplies & Fees – Technology Related

12,233.09

Total Supplies

\$16,451.41

800 Other Objects

890 Miscellaneous Expenditures

2,257.45

Total Other Objects

\$2,257.45

Total 2833 Staff Accounting Services

\$99,259.53

General Fund (10)

2834 Staff Development Services – Non-Instructional, Certified Staff Only

Elementary

Secondary

Federal

Total

200 Personnel Services – Employee Benefits

240 Tuition Reimbursement

11,000.00

Total Personnel Services – Employee Benefits

\$11,000.00

Total 2834 Staff Development Services – Non-Instructional, Certified Staff Only

\$11,000.00

General Fund (10)

	<u>Elementary</u>	<u>Secondary</u>	<u>Federal</u>	<u>Total</u>
2836 Staff Development Services – Non-Instructional, Non-Certified Staff Only				
200 <u>Personnel Services – Employee Benefits</u>				
240 Tuition Reimbursement				6,408.00
Total Personnel Services – Employee Benefits				\$6,408.00
500 <u>Other Purchased Services</u>				
580 Travel				171.68
Total Other Purchased Services				\$171.68
Total 2836 Staff Development Services – Non-Instructional, Non-Certified Staff Only				\$6,579.68

General Fund (10)

2900 Other Support Services

Elementary

Secondary

Federal

Total

500 Other Purchased Services

595 IU Payments By Withholding

55,091.48

Total Other Purchased Services

\$55,091.48

Total 2900 Other Support Services

\$55,091.48

General Fund (10)

2910 Support Services Not Listed Elsewhere In the 2000 Series

Elementary

Secondary

Federal

Total

500 Other Purchased Services

595 IU Payments By Withholding

55,091.48

Total Other Purchased Services

\$55,091.48

Total 2910 Support Services Not Listed Elsewhere In the 2000 Series

\$55,091.48

General Fund (10)

3000 Operation of Non-Instructional Services

Total

100 Personnel Services – Salaries

100 Personnel Services – Salaries 1,003,478.44

Total Personnel Services – Salaries \$1,003,478.44

200 Personnel Services – Employee Benefits

210 Group Insurance – Contracted Provider 89,113.71

220 Social Security Contributions 76,482.07

230 PSERS Retirement Contributions 254,004.02

260 Workers’ Compensation 4,874.98

Total Personnel Services – Employee Benefits \$424,474.78

300 Purchased Professional and Technical Services

310 Official / Administrative Services 7,885.00

329 Professional Educational Services – Other 2,537.00

330 Other Professional Services 54,005.88

350 Security / Safety Services 11,842.08

Total Purchased Professional and Technical Services \$76,269.96

500 Other Purchased Services

510 Student Transportation Services 53,473.31

520 Insurance – General 11,361.50

580 Travel 10,154.58

Total Other Purchased Services \$74,989.39

600 Supplies

610 General Supplies 153,473.51

Total Supplies \$153,473.51

800 Other Objects

810 Dues and Fees 28,497.61

890 Miscellaneous Expenditures 94,075.26

Total Other Objects \$122,572.87

Total 3000 Operation of Non-Instructional Services \$1,855,258.95

General Fund (10)

3300 Community Services

Elementary

Secondary

Federal

Total

100 Personnel Services – Salaries

100 Personnel Services – Salaries

50,128.83

Total Personnel Services – Salaries

\$50,128.83

200 Personnel Services – Employee Benefits

220 Social Security Contributions

4,663.32

230 PSERS Retirement Contributions

12,510.66

260 Workers' Compensation

227.14

Total Personnel Services – Employee Benefits

\$17,401.12

600 Supplies

610 General Supplies

5,656.99

6,656.99

Total Supplies

\$5,656.99

\$6,656.99

800 Other Objects

890 Miscellaneous Expenditures

93,459.26

Total Other Objects

\$93,459.26

Total 3300 Community Services

\$5,656.99

\$167,646.20

General Fund (10)

4000 Facilities Acquisition, Construction and Improvement Services

Total

300 Purchased Professional and Technical Services

330 Other Professional Services

17,672.00

Total Purchased Professional and Technical Services

\$17,672.00

Total 4000 Facilities Acquisition, Construction and Improvement Services

\$17,672.00

General Fund (10)

	<u>Elementary</u>	<u>Secondary</u>	<u>Federal</u>	<u>Total</u>
4400 Architecture and Engineering Services / Educational Specifications – Improvements				
300 <u>Purchased Professional and Technical Services</u>				
330 Other Professional Services				17,672.00
Total Purchased Professional and Technical Services				\$17,672.00
Total 4400 Architecture and Engineering Services / Educational Specifications – Improvements				\$17,672.00

General Fund (10)

5000 Other Expenditures and Financing Uses

Total

800 Other Objects

880 Refunds of Prior Years' Receipts

13,461.00

Total Other Objects

\$13,461.00

900 Other Uses of Funds

932 Capital Reserve Fund Transfers Applicable To Fund 32

600,000.00

939 Other Fund Transfers

6,358,352.60

Total Other Uses of Funds

\$6,958,352.60

Total 5000 Other Expenditures and Financing Uses

\$6,971,813.60

General Fund (10)

5100 Debt Service / Other Expenditures and Financing Uses	<u>Elementary</u>	<u>Secondary</u>	<u>Federal</u>	<u>Total</u>
800 <u>Other Objects</u>				
880 Refunds of Prior Years' Receipts				13,461.00
Total Other Objects				\$13,461.00
Total 5100 Debt Service / Other Expenditures and Financing Uses				\$13,461.00

General Fund (10)

	<u>Elementary</u>	<u>Secondary</u>	<u>Federal</u>	<u>Total</u>
5130 Refund of Prior Year Revenues / Receipts				
800 <u>Other Objects</u>				
880 Refunds of Prior Years' Receipts				13,461.00
Total Other Objects				\$13,461.00
Total 5130 Refund of Prior Year Revenues / Receipts				\$13,461.00

General Fund (10)

5200 Interfund Transfers – Out

Elementary

Secondary

Federal

Total

900 Other Uses of Funds

932 Capital Reserve Fund Transfers Applicable To Fund 32

600,000.00

939 Other Fund Transfers

6,358,352.60

Total Other Uses of Funds

\$6,958,352.60

Total 5200 Interfund Transfers – Out

\$6,958,352.60

General Fund (10)

5230 Capital Projects Fund Transfers

Elementary

Secondary

Federal

Total

900 Other Uses of Funds

932 Capital Reserve Fund Transfers Applicable To Fund 32

600,000.00

Total Other Uses of Funds

\$600,000.00

Total 5230 Capital Projects Fund Transfers

\$600,000.00

LEA : 114063003 Governor Mifflin SD

Printed 11/3/2020 11:31:51 AM

General Fund (10)

5240 Debt Service Fund Transfers

Elementary

Secondary

Federal

Total

900 Other Uses of Funds

939 Other Fund Transfers

6,358,352.60

Total Other Uses of Funds

\$6,358,352.60

Total 5240 Debt Service Fund Transfers

\$6,358,352.60

Capital Reserve Fund - § 1431 (32)

2000 Support Services

300 Purchased Professional and Technical Services

330 Other Professional Services 23,000.00

Total Purchased Professional and Technical Services \$23,000.00

400 Purchased Property Services

430 Repairs and Maintenance Services 91,528.00

Total Purchased Property Services \$91,528.00

700 Property

752 Capital Equipment – Original and Additional 83,913.58

758 Capitalized Technology Software - Original 35,122.00

762 Capitalized Equipment - Replacement 143,721.27

Total Property \$262,756.85

Total 2000 Support Services \$377,284.85

LEA : 114063003 Governor Mifflin SD

Printed 11/3/2020 11:31:23 AM

Capital Reserve Fund - § 1431 (32)

2100 Support Services – Students

Elementary

Secondary

Federal

Total

700 Property

758 Capitalized Technology Software - Original

17,887.00

Total Property

\$17,887.00

Total 2100 Support Services – Students

\$17,887.00

LEA : 114063003 Governor Mifflin SD

Printed 11/3/2020 11:31:23 AM

Capital Reserve Fund - § 1431 (32)

2170 Student Accounting Services

Elementary

Secondary

Federal

Total

700 Property

758 Capitalized Technology Software - Original

17,887.00

Total Property

\$17,887.00

Total 2170 Student Accounting Services

\$17,887.00

Capital Reserve Fund - § 1431 (32)

2600 Operation and Maintenance of Plant Services

Elementary

Secondary

Federal

Total

400 Purchased Property Services

430 Repairs and Maintenance Services

91,528.00

Total Purchased Property Services

\$91,528.00

700 Property

752 Capital Equipment – Original and Additional

83,913.58

762 Capitalized Equipment - Replacement

143,721.27

Total Property

\$227,634.85

Total 2600 Operation and Maintenance of Plant Services

\$319,162.85

Capital Reserve Fund - § 1431 (32)

2620 Operation of Buildings Services

Elementary

Secondary

Federal

Total

400 Purchased Property Services

430 Repairs and Maintenance Services

91,528.00

Total Purchased Property Services

\$91,528.00

700 Property

752 Capital Equipment – Original and Additional

83,913.58

762 Capitalized Equipment - Replacement

143,721.27

Total Property

\$227,634.85

Total 2620 Operation of Buildings Services

\$319,162.85

Capital Reserve Fund - § 1431 (32)

2700 Student Transportation Services

Elementary

Secondary

Federal

Total

300 Purchased Professional and Technical Services

330 Other Professional Services

23,000.00

Total Purchased Professional and Technical Services

\$23,000.00

700 Property

758 Capitalized Technology Software - Original

17,235.00

Total Property

\$17,235.00

Total 2700 Student Transportation Services

\$40,235.00

Capital Reserve Fund - § 1431 (32)

2720 Vehicle Operation Services

Elementary

Secondary

Federal

Total

300 Purchased Professional and Technical Services

330 Other Professional Services

23,000.00

Total Purchased Professional and Technical Services

\$23,000.00

700 Property

758 Capitalized Technology Software - Original

17,235.00

Total Property

\$17,235.00

Total 2720 Vehicle Operation Services

\$40,235.00

LEA : 114063003 Governor Mifflin SD

Printed 11/3/2020 11:31:33 AM

Capital Reserve Fund - § 1431 (32)

3000 Operation of Non-Instructional Services

Total

700 Property

752 Capital Equipment – Original and Additional

14,854.10

Total Property

\$14,854.10

Total 3000 Operation of Non-Instructional Services

\$14,854.10

LEA : 114063003 Governor Mifflin SD

Printed 11/3/2020 11:31:33 AM

Capital Reserve Fund - § 1431 (32)

3200 Student Activities

Elementary

Secondary

Federal

Total

700 Property

752 Capital Equipment – Original and Additional

14,854.10

Total Property

\$14,854.10

Total 3200 Student Activities

\$14,854.10

Capital Reserve Fund - § 1431 (32)

4000 Facilities Acquisition, Construction and Improvement Services

Total

300 Purchased Professional and Technical Services

330 Other Professional Services

2,325.00

Total Purchased Professional and Technical Services

\$2,325.00

400 Purchased Property Services

450 Construction Services

753,088.79

Total Purchased Property Services

\$753,088.79

Total 4000 Facilities Acquisition, Construction and Improvement Services

\$755,413.79

Capital Reserve Fund - § 1431 (32)

4200 Existing Site Improvement Services

Elementary

Secondary

Federal

Total

300 Purchased Professional and Technical Services

330 Other Professional Services

2,325.00

Total Purchased Professional and Technical Services

\$2,325.00

400 Purchased Property Services

450 Construction Services

53,469.67

Total Purchased Property Services

\$53,469.67

Total 4200 Existing Site Improvement Services

\$55,794.67

LEA : 114063003 Governor Mifflin SD

Printed 11/3/2020 11:31:44 AM

Capital Reserve Fund - § 1431 (32)

4600 Existing Building Improvement Services

Elementary

Secondary

Federal

Total

400 Purchased Property Services

450 Construction Services

699,619.12

Total Purchased Property Services

\$699,619.12

Total 4600 Existing Building Improvement Services

\$699,619.12

Debt Service Fund (40)

5000 Other Expenditures and Financing Uses

Total

800 Other Objects

830 Interest 1,628,353.00

Total Other Objects \$1,628,353.00

900 Other Uses of Funds

910 Redemption of Principal 4,730,000.00

Total Other Uses of Funds \$4,730,000.00

Total 5000 Other Expenditures and Financing Uses \$6,358,353.00

Debt Service Fund (40)

5100 Debt Service / Other Expenditures and Financing Uses	<u>Elementary</u>	<u>Secondary</u>	<u>Federal</u>	<u>Total</u>
800 <u>Other Objects</u>				
830 Interest				1,628,353.00
Total Other Objects				\$1,628,353.00
900 <u>Other Uses of Funds</u>				
910 Redemption of Principal				4,730,000.00
Total Other Uses of Funds				\$4,730,000.00
Total 5100 Debt Service / Other Expenditures and Financing Uses				\$6,358,353.00

Debt Service Fund (40)

	<u>Elementary</u>	<u>Secondary</u>	<u>Federal</u>	<u>Total</u>
5110 Debt Service				
800 Other Objects				
830 Interest				1,628,353.00
Total Other Objects				\$1,628,353.00
900 Other Uses of Funds				
910 Redemption of Principal				4,730,000.00
Total Other Uses of Funds				\$4,730,000.00
Total 5110 Debt Service				\$6,358,353.00

	<u>General Fund(10)</u>	<u>Student Sponsored Activity Fund(21)</u>	<u>Public Purpose Trust(27)</u>	<u>Other Compt Approved (28)</u>	<u>Athletic / Activity(29)</u>
1000 Instruction					
1100 Regular Programs - Elementary / Secondary	28,508,426.36				
1200 Special Programs - Elementary / Secondary	12,812,740.17				
1300 Vocational Education	1,276,173.00				
1400 Other Instructional Programs - Elementary / Secondary	74,620.75				
1500 Nonpublic School Programs	22,126.23				
1800 Pre-Kindergarten	337,920.72				
Total Instruction	\$43,032,007.23				
2000 Support Services					
2100 Support Services - Students	2,604,304.30				
2200 Support Services - Instructional Staff	3,347,677.69				
2300 Support Services - Administration	3,657,573.36				
2400 Support Services - Pupil Health	578,061.52				
2500 Support Services - Business	1,218,773.80				
2600 Operation and Maintenance of Plant Services	5,165,725.55				
2700 Student Transportation Services	1,950,272.17				
2800 Support Services - Central	950,769.72				
2900 Other Support Services	55,091.48				
Total Support Services	\$19,528,249.59				
3000 Operation of Non-Instructional Services					
3200 Student Activities	1,687,612.75				
3300 Community Services	167,646.20				
Total Operation of Non-Instructional Services	\$1,855,258.95				
4000 Facilities Acquisition, Construction and Improvement Services					
4200 Existing Site Improvement Services					
4400 Architecture and Engineering Services / Educational Specifications - Improvements	17,672.00				
4600 Existing Building Improvement Services					
Total Facilities Acquisition, Construction and Improvement Services	\$17,672.00				
5000 Other Expenditures and Financing Uses					
5100 Debt Service / Other Expenditures and Financing Uses	13,461.00				
5200 Interfund Transfers - Out	6,958,352.60				
Total Other Expenditures and Financing Uses	\$6,971,813.60				
TOTAL ACTUAL EXPENDITURES & OTHER FINANCING USES	\$71,405,001.37				

	<u>Capital Reserve (690.1850)(31)</u>	<u>Capital Reserve (1431)(32)</u>	<u>Other Capital Projects Fund(39)</u>	<u>Debt Service(40)</u>	<u>Permanent(90)</u>
1000 Instruction					
1100 Regular Programs - Elementary / Secondary					
1200 Special Programs - Elementary / Secondary					
1300 Vocational Education					
1400 Other Instructional Programs - Elementary / Secondary					
1500 Nonpublic School Programs					
1800 Pre-Kindergarten					
Total Instruction					
2000 Support Services					
2100 Support Services - Students				17,887.00	
2200 Support Services - Instructional Staff					
2300 Support Services - Administration					
2400 Support Services - Pupil Health					
2500 Support Services - Business					
2600 Operation and Maintenance of Plant Services				319,162.85	
2700 Student Transportation Services				40,235.00	
2800 Support Services - Central					
2900 Other Support Services					
Total Support Services				\$377,284.85	
3000 Operation of Non-Instructional Services					
3200 Student Activities				14,854.10	
3300 Community Services					
Total Operation of Non-Instructional Services				\$14,854.10	
4000 Facilities Acquisition, Construction and Improvement Services					
4200 Existing Site Improvement Services				55,794.67	
4400 Architecture and Engineering Services / Educational Specifications - Improvements					
4600 Existing Building Improvement Services				699,619.12	
Total Facilities Acquisition, Construction and Improvement Services				\$755,413.79	
5000 Other Expenditures and Financing Uses					
5100 Debt Service / Other Expenditures and Financing Uses				6,358,353.00	
5200 Interfund Transfers - Out					
Total Other Expenditures and Financing Uses				\$6,358,353.00	
TOTAL ACTUAL EXPENDITURES & OTHER FINANCING USES				\$1,147,552.74	\$6,358,353.00

Total

1000 <u>Instruction</u>	
1100 Regular Programs - Elementary / Secondary	28,508,426.36
1200 Special Programs - Elementary / Secondary	12,812,740.17
1300 Vocational Education	1,276,173.00
1400 Other Instructional Programs - Elementary / Secondary	74,620.75
1500 Nonpublic School Programs	22,126.23
1800 Pre-Kindergarten	337,920.72
Total Instruction	\$43,032,007.23
2000 <u>Support Services</u>	
2100 Support Services - Students	2,622,191.30
2200 Support Services - Instructional Staff	3,347,677.69
2300 Support Services - Administration	3,657,573.36
2400 Support Services - Pupil Health	578,061.52
2500 Support Services - Business	1,218,773.80
2600 Operation and Maintenance of Plant Services	5,484,888.40
2700 Student Transportation Services	1,990,507.17
2800 Support Services - Central	950,769.72
2900 Other Support Services	55,091.48
Total Support Services	\$19,905,534.44
3000 <u>Operation of Non-Instructional Services</u>	
3200 Student Activities	1,702,466.85
3300 Community Services	167,646.20
Total Operation of Non-Instructional Services	\$1,870,113.05
4000 <u>Facilities Acquisition, Construction and Improvement Services</u>	
4200 Existing Site Improvement Services	55,794.67
4400 Architecture and Engineering Services / Educational Specifications - Improvements	17,672.00
4600 Existing Building Improvement Services	699,619.12
Total Facilities Acquisition, Construction and Improvement Services	\$773,085.79
5000 <u>Other Expenditures and Financing Uses</u>	
5100 Debt Service / Other Expenditures and Financing Uses	6,371,814.00
5200 Interfund Transfers - Out	6,958,352.60
Total Other Expenditures and Financing Uses	\$13,330,166.60
TOTAL ACTUAL EXPENDITURES & OTHER FINANCING USES	\$78,910,907.11

PSERS Salary Data (Salary Data should relate to the General Fund only)

Amount Description	Amount
Total Salary Base for salaries subject to PSERS withholding	30,117,710.56
Total Federally Funded salaries subject to PSERS withholding	1,025,821.99
	<hr/>

Title I Expenditure Data

Amount Description	Amount
Expenditures Funded with Current Title I Funds	424,407.00
Expenditures Funded with Carry over Title I Funds	
	<hr/>
Total Title I Expenditure Data	\$424,407.00
	<hr/>

Benefits for Staff Relative to Collective Bargaining Agreements

	OBJECT	COVERED	NOT COVERED	TOTAL
10 General Fund	No Self Insurance data to report			
	211 Medical Insurance	6,245,675.60	22,766.08	6,268,441.68
	212 Dental Insurance	222,311.33	2,447.28	224,758.61
	215 Eye Care Insurance			
	216 Prescription Insurance			
	271 Self-Insurance Medical Benefits			
	272 Self-Insurance Dental Benefits			
	275 Self-Insurance Eye Care Benefits			
	276 Self-Insurance Prescription Benefits			
	FUND TOTAL	\$6,467,986.93	\$25,213.36	\$6,493,200.29
50 Enterprise Fund	No Self Insurance data to report			
	211 Medical Insurance	97,904.72		97,904.72
	212 Dental Insurance	6,003.24		6,003.24
	215 Eye Care Insurance			
	216 Prescription Insurance			
	271 Self-Insurance Medical Benefits			
	272 Self-Insurance Dental Benefits			
	275 Self-Insurance Eye Care Benefits			
	276 Self-Insurance Prescription Benefits			
	FUND TOTAL	\$103,907.96		\$103,907.96
60 Internal Service Fund	No Self Insurance data to report			
	211 Medical Insurance			
	212 Dental Insurance			
	215 Eye Care Insurance			
	216 Prescription Insurance			
	271 Self-Insurance Medical Benefits			
	272 Self-Insurance Dental Benefits			
	275 Self-Insurance Eye Care Benefits			
	276 Self-Insurance Prescription Benefits			
	FUND TOTAL			
Total of All Funds		\$6,571,894.89	\$25,213.36	\$6,597,108.25

LEA : 114063003 Governor Mifflin SD

Printed 11/3/2020 11:32:43 AM

Function	Special Education (Prior Year)	Nonspecial Education (Prior Year)	Total (Prior Year)	Special Education (Current Year)	Nonspecial Education (Current Year)	Total (Current Year)
2120 Guidance Services	311,629.20	1,234,917.71	1,546,546.91	332,155.34	1,317,666.86	1,649,822.20
2140 Psychological Services	585,087.26		585,087.26	605,943.66		605,943.66
2150 Speech Pathology and Audiology Services						
2160 Social Work Services	30,397.50		30,397.50	21,507.50		21,507.50
2260 Instruction and Curriculum Development Services	363,030.58	230,607.81	593,638.39	369,273.02	232,700.39	601,973.41
2350 Legal and Accounting Services	84,362.26	40,402.25	124,764.51	165,018.44	67,513.25	232,531.69
2420 Medical Services	859.40	3,405.60	4,265.00	1,595.36		1,595.36
2440 Nursing Services	110,227.15	436,805.83	547,032.98	116,058.76	460,407.40	576,466.16
2700 Student Transportation Services	1,136,163.92	1,385,299.88	2,521,463.80	926,382.67	1,013,635.90	1,940,018.57
Total	\$2,621,757.27	\$3,331,439.08	\$5,953,196.35	\$2,537,934.75	\$3,091,923.80	\$5,629,858.55

(PRINCIPAL AMOUNTS ONLY)

GOVERNMENTAL FUNDS/ ACTIVITIES

	Short-Term Borrowing	General Obligation Bonds/Notes	Authority Building Obligations	Other Long-Term Debt	Other Post-Employment Benefits (OPEB)	Compensated Absences	Net Pension Liability	Total
1. Debt at Beginning of Fiscal Year		52,215,000.00		2,969,073.00	8,909,609.00	792,404.00	103,181,947.00	168,068,033.00
2. Additional Debt Incurred During Year					537,174.00	189,745.00	4,384,543.00	5,111,462.00
3. Retirements and Repayments		4,730,000.00		299,791.00	452,953.00	218,395.00	9,597,304.00	15,298,443.00
4. Debt at End of Fiscal Year		47,485,000.00		2,669,282.00	8,993,830.00	763,754.00	97,969,186.00	157,881,052.00
5. Accreted Interest at End Of Fiscal Year								
6. Total Debt and Accreted Interest		47,485,000.00		2,669,282.00	8,993,830.00	763,754.00	97,969,186.00	157,881,052.00
7. Current Portion P&I - Due within 1 year		6,354,780.00		299,791.00		154,541.00		6,809,112.00
8. Interest Paid during current fiscal year		1,628,353.50						1,628,353.50

(PRINCIPAL AMOUNTS ONLY)

PROPRIETARY FUNDS

	Short-Term Borrowing	General Obligation Bonds/Notes	Authority Building Obligations	Other Long-Term Debt	Other Post-Employment Benefits (OPEB)	Compensated Absences	Net Pension Liability	Total
1. Debt at Beginning of Fiscal Year					246,211.00		2,429,053.00	2,675,264.00
2. Additional Debt Incurred During Year					12,403.00		80,819.00	93,222.00
3. Retirements and Repayments					10,485.00		224,058.00	234,543.00
4. Debt at End of Fiscal Year					248,129.00		2,285,814.00	2,533,943.00
5. Accreted Interest at End Of Fiscal Year								
6. Total Debt and Accreted Interest					248,129.00		2,285,814.00	2,533,943.00
7. Current Portion P&I - Due within 1 year								
8. Interest Paid during current fiscal year								

Total Principal and Interest Payments Made by Your School - All Funds

Function	Fund		Principal (910)	Principal (920)	Interest (830)	Total (Principal +Interest)	Misc Other Uses (990)
5110	10	General Fund					
5110	20	Special Revenue Funds					
5110	30	Capital Projects Funds					
5110	40	Debt Service Fund	4,730,000.00		1,628,353.00	6,358,353.00	
5110	90	Permanent Fund					
5120	10	General Fund					
5120	20	Special Revenue Funds					
5120	30	Capital Projects Funds					
5120	40	Debt Service Fund					

Total Debt Payments - Governmental Funds			\$4,730,000.00		\$1,628,353.00	\$6,358,353.00	
---	--	--	-----------------------	--	-----------------------	-----------------------	--

Function	Fund		Principal (910)	Principal (920)	Interest (830)	Total (Principal +Interest)
5110	50	Enterprise Fund				
5110	60	Internal Service Fund				
5120	50	Enterprise Fund				
5120	60	Internal Service Fund				

Total Debt Payments - Proprietary Funds						
--	--	--	--	--	--	--

Debt Details
Governmental Funds/ Activities

Debt Category	Debt Issue Date (MM/YYYY)	Principal Amounts Only				Current Portion Due Within One Year (Principal and Interest)	Interest Paid During Fiscal Year
		Debt at Beginning of Fiscal Year	Additions	Reductions / Repayments	Debt at End of Fiscal Year		
General Obligation Bonds/Notes – CIB	06/2016	5,715,000.00		3,265,000.00	2,450,000.00	2,498,755.00	113,728.50
General Obligation Bonds/Notes – CIB	10/2015	9,415,000.00		175,000.00	9,240,000.00	1,235,725.00	202,725.00
General Obligation Bonds/Notes – CIB	12/2012	4,145,000.00		665,000.00	3,480,000.00	846,800.00	163,400.00
General Obligation Bonds/Notes – CIB	12/2012	32,940,000.00		625,000.00	32,315,000.00	1,773,500.00	1,148,500.00
Other Long Term Debt/Liabilities		2,969,073.00		299,791.00	2,669,282.00	299,791.00	
Compensated Absences		792,404.00	189,745.00	218,395.00	763,754.00	154,541.00	
Other Post-Employment Benefits (OPEB)		8,909,609.00	537,174.00	452,953.00	8,993,830.00		
Net Pension Liability		103,181,947.00	4,384,543.00	9,597,304.00	97,969,186.00		
Totals for Debt Entered:		\$168,068,033.00	\$5,111,462.00	\$15,298,443.00	\$157,881,052.00	\$6,809,112.00	\$1,628,353.50

Bond Details
Proprietary Funds

Debt Category	Debt Issue Date (MM/YYYY)	Principal Amounts Only				Current Portion Due Within One Year (Principal and Interest)	Interest Paid During Fiscal Year
		Debt at Beginning of Fiscal Year	Additions	Reductions / Repayments	Debt at End of Fiscal Year		
Other Post-Employment Benefits (OPEB)		246,211.00	12,403.00	10,485.00	248,129.00		
Net Pension Liability		2,429,053.00	80,819.00	224,058.00	2,285,814.00		
Totals for Debt Entered:		\$2,675,264.00	\$93,222.00	\$234,543.00	\$2,533,943.00		

General Fund (10)

Section 1: Tuition/Purchased Services as Reported within Expenditure Detail

	Amount
Tuition Reported in General Fund Expenditures 1000-560	5,308,425.59
Purchased Services in General Fund Expenditures 1000-594 and 1000-597	236.53
Section 1 Total	\$5,308,662.12

Section 2: Tuition Paid to Institution Types During Fiscal Year

	Tuition Paid For Nonspecial Education	Tuition Paid For Special Education	Total
1 1306 Institutions			
2 Institutionalized Children's Programs	5,912.63	2,380,987.57	2,386,900.20
3 Juveniles Incarcerated in Adult Facilities			
4 Residential Treatment Facilities			
5 Other Local Education Agencies	7,885.57	513,181.49	521,067.06
6 Brick and Mortar Charter Schools			
7 Cyber Charter Schools	325,028.70	387,929.46	712,958.16
8 Career and Technology Centers	1,276,173.00	68,137.51	1,344,310.51
9 Approved Private Schools		285,415.57	285,415.57
10 PA Chartered Schools for the Deaf and Blind			
11 Private Residential Rehabilitative Institutions	37,954.79		37,954.79
12 Juvenile Detention Centers	13,629.00	6,190.30	19,819.30
13 Special Program Jointures			
14 Other Tuition Not Included Elsewhere In This Section		236.53	236.53
Section 2 Total	\$1,666,583.69	\$3,642,078.43	\$5,308,662.12

Food Service / Cafeteria Operations Fund (51)

3000 Operation of Non-Instructional Services

	<u>Total</u>
100 Personnel Services – Salaries	
100 Personnel Services – Salaries	701,766.77
Total Personnel Services – Salaries	\$701,766.77
200 Personnel Services – Employee Benefits	
210 Group Insurance – Contracted Provider	106,054.20
220 Social Security Contributions	53,919.74
230 PSERS Retirement Contributions	159,717.73
260 Workers’ Compensation	3,503.56
280 Other Post-Employment Benefits (OPEB)	4,012.00
299 All Other Employee Benefits	3,982.88
Total Personnel Services – Employee Benefits	\$331,190.11
300 Purchased Professional and Technical Services	
340 Technical Services	3,045.00
Total Purchased Professional and Technical Services	\$3,045.00
400 Purchased Property Services	
430 Repairs and Maintenance Services	36,609.91
Total Purchased Property Services	\$36,609.91
500 Other Purchased Services	
580 Travel	3,089.41
Total Other Purchased Services	\$3,089.41
600 Supplies	
610 General Supplies	57,211.19
630 Food	941,127.94
Total Supplies	\$998,339.13
700 Property	
740 Depreciation	26,116.26
Total Property	\$26,116.26
800 Other Objects	
810 Dues and Fees	971.61
Total Other Objects	\$971.61
Total 3000 Operation of Non-Instructional Services	\$2,101,128.20

Food Service / Cafeteria Operations Fund (51)

3100 Food Services

Elementary Secondary Federal Total

100 Personnel Services – Salaries				
100 Personnel Services – Salaries				701,766.77
Total Personnel Services – Salaries				\$701,766.77
200 Personnel Services – Employee Benefits				
210 Group Insurance – Contracted Provider				106,054.20
220 Social Security Contributions				53,919.74
230 PSERS Retirement Contributions				159,717.73
260 Workers' Compensation				3,503.56
280 Other Post-Employment Benefits (OPEB)				4,012.00
299 All Other Employee Benefits				3,982.88
Total Personnel Services – Employee Benefits				\$331,190.11
300 Purchased Professional and Technical Services				
340 Technical Services				3,045.00
Total Purchased Professional and Technical Services				\$3,045.00
400 Purchased Property Services				
430 Repairs and Maintenance Services				36,609.91
Total Purchased Property Services				\$36,609.91
500 Other Purchased Services				
580 Travel				3,089.41
Total Other Purchased Services				\$3,089.41
600 Supplies				
610 General Supplies				57,211.19
630 Food				941,127.94
Total Supplies				\$998,339.13
700 Property				
740 Depreciation				26,116.26
Total Property				\$26,116.26
800 Other Objects				
810 Dues and Fees				971.61
Total Other Objects				\$971.61
Total 3100 Food Services				\$2,101,128.20

Food Service / Cafeteria Operations Fund (51)

5000 Other Expenditures and Financing Uses

Total

900 Other Uses of Funds

939 Other Fund Transfers

6,505.10

Total Other Uses of Funds

\$6,505.10

Total 5000 Other Expenditures and Financing Uses

\$6,505.10

Food Service / Cafeteria Operations Fund (51)

	<u>Elementary</u>	<u>Secondary</u>	<u>Federal</u>	<u>Total</u>
5200 Interfund Transfers – Out				
900 <u>Other Uses of Funds</u>				
939 Other Fund Transfers				6,505.10
Total Other Uses of Funds				\$6,505.10
Total 5200 Interfund Transfers – Out				\$6,505.10

Food Service / Cafeteria Operations Fund (51)

	<u>Elementary</u>	<u>Secondary</u>	<u>Federal</u>	<u>Total</u>
5210 General Fund Transfers				
900 Other Uses of Funds				
939 Other Fund Transfers				6,505.10
Total Other Uses of Funds				\$6,505.10
Total 5210 General Fund Transfers				\$6,505.10

	<u>Food Service(51)</u>	<u>Child Care Operations(52)</u>	<u>Other Enterprise(58)</u>	<u>Internal Service(60)</u>	<u>Total</u>
3000 <u>Operation of Non-Instructional Services</u>					
3100 Food Services	2,101,128.20				2,101,128.20
Total Operation of Non-Instructional Services	\$2,101,128.20				\$2,101,128.20
5000 <u>Other Expenditures and Financing Uses</u>					
5200 Interfund Transfers - Out	6,505.10				6,505.10
Total Other Expenditures and Financing Uses	\$6,505.10				\$6,505.10
TOTAL ACTUAL EXPENDITURES & OTHER FINANCING USES	\$2,107,633.30				\$2,107,633.30

LEA : 114063003 Governor Mifflin SD

Printed 11/3/2020 11:33:26 AM

Fund	School	School Number	Local Personnel	Local Nonpersonnel	State Personnel	State Nonpersonnel	Federal Personnel	Federal Nonpersonnel	Total	Explanation
10	Brecknock El Sch	793	4,266,150.46	727,213.48	1,560,429.06	265,992.74	77,252.83	13,168.62	6,910,207.19	
	Cumru El Sch	794	4,396,352.30	556,710.38	1,608,052.97	203,627.85	79,610.57	10,081.09	6,854,435.16	
	Governor Mifflin MS	801	5,920,452.82	1,037,502.72	2,165,522.93	379,487.18	107,209.47	18,787.43	9,628,962.55	
	Governor Mifflin SHS	802	11,198,455.74	2,194,899.71	4,096,057.08	802,828.06	202,785.25	39,745.95	18,534,771.79	
	Intermediate Sch	6794	5,870,919.33	915,037.13	2,147,405.08	334,692.96	106,312.50	16,569.79	9,390,936.79	
	Mifflin Park El Sch	8096	4,019,351.64	596,790.42	1,470,157.50	218,287.92	72,783.72	10,806.87	6,388,178.07	
Total			35,671,682.29	6,028,153.84	13,047,624.62	2,204,916.71	645,954.34	109,159.75	57,707,491.55	