

LEA Name : Governor Mifflin SD
Address : 10 South Waverly Street
Shillington , PA 19607

County : Berks
AUN Number : 114063003
LEA Type : SD


Annual Financial Report Accuracy Certification Statement

For Fiscal Year Ending
6/30/2017

Pennsylvania Department of Education
&
Office of Comptroller Operations

PDE-2056: Intermediate Unit
PDE-2057: School District, AVTS/CTC, Charter School,
and Special Program Jointure

CERTIFICATION: By signing this page I agree that the electronic data submitted is a complete and accurate statement of the financial operations and status of the local education agency for the fiscal year. It has been prepared in accordance with generally accepted accounting principles and established Commonwealth of PA reporting guidelines.



Chief School Administrator Signature

10-31-17

Date



Board Secretary Signature

10-31-17

Date

Diane J Richards

Contact Person

(610)775-1461 Ext :1108

Contact Person Telephone Number

diane.richards@gmsd.org

Contact Person E-mail Address

(610)775-6586

Contact Person Fax Number

Audit Certification
Annual Financial Report:
For Fiscal Year Ending **6/30/2017**
(Pursuant to PA School Code Section 218(b))

LEA Name : Governor Mifflin SD
AUN Number : 114063003
County : Berks

Audit Certification Due: 12/31/2017
--


This certification is applicable to the Annual Financial Report data submitted through the Consolidated Financial Reporting System on: 10/31/17
Date

Auditing Firm: Herbein
2763 Century Blvd.
Reading, PA 19610

Auditor Contact Name: Christopher Turtell
Auditor Phone: 610-378-1175
Auditor E-mail: cmturtell@herbein.com


CERTIFICATION: By signing this page I agree that the financial statements of the school have been properly audited as noted above pursuant to Article XXIV, and in the auditor's professional opinion, the Annual Financial Report (PDE-2057) submitted on the date referenced is materially consistent with the audited financial statements.

Chief School Administrator


Signature

10-31-17
Date

Board Secretary


Signature

10-31-17
Date

Diane J Richards
Contact Person
diane.richards@gmsd.org
Contact Person E-mail Address

(610)775-1461 Ext :1108
Contact Person Telephone Number
(610)775-6586
Contact Person Fax Number

This page left intentionally blank

This page left intentionally blank

Amounts Expressed in Whole Dollars	<u>General Fund</u> <u>(10)</u>	<u>Public Purpose Trust</u> <u>(27)</u>	<u>Other Compt Approved</u> <u>(28)</u>	<u>Athletic / Activity</u> <u>(29)</u>	<u>Capital Reserve (690.</u> <u>1850)</u> <u>(31)</u>
Assets And Deferred Outflows Of Resources					
Assets					
0100 Cash and Cash Equivalents	8,821,047				
0110 Investments	4,930,878				
0120 Taxes Receivable	1,745,690				
0130 Due From Other Funds					
0141 Due From Other Governments	2,393,443				
0142 State Revenue Receivable					
0143 Federal Revenue Receivable					
0145 Other Intergovernmental Revenue Receivable					
0146 Due from Primary Government					
0147 Due from Component Unit					
0150 Other Receivables	146,147				
0170 Inventories					
0180 Prepaid Expenses (Expenditures)	12,343				
0190 Other Current Assets					
Total Assets	\$18,049,548				
0910 Deferred Outflows of Resources					
Total Assets And Deferred Outflows Of Resources	\$18,049,548				

Amounts Expressed in Whole Dollars	<u>Capital Reserve (1431)</u> <u>(32)</u>	<u>Other Capital Projects</u> <u>Fund</u> <u>(39)</u>	<u>Debt Service</u> <u>(40)</u>	<u>Permanent</u> <u>(90)</u>	<u>Total Governmental</u> <u>Funds</u>
Assets And Deferred Outflows Of Resources					
Assets					
0100 Cash and Cash Equivalents	10,407				8,831,454
0110 Investments	4,815,998				9,746,876
0120 Taxes Receivable					1,745,690
0130 Due From Other Funds	2,561,843				2,561,843
0141 Due From Other Governments					2,393,443
0142 State Revenue Receivable					
0143 Federal Revenue Receivable					
0145 Other Intergovernmental Revenue Receivable					
0146 Due from Primary Government					
0147 Due from Component Unit					
0150 Other Receivables					146,147
0170 Inventories					
0180 Prepaid Expenses (Expenditures)					12,343
0190 Other Current Assets					
Total Assets	\$7,388,248				\$25,437,796
0910 Deferred Outflows of Resources					
Total Assets And Deferred Outflows Of Resources	\$7,388,248				\$25,437,796

Amounts Expressed in Whole Dollars

<u>General Fund</u>	<u>Public Purpose Trust</u>	<u>Other Compt Approved</u>	<u>Athletic / Activity</u>	<u>Capital Reserve (690.</u>
<u>(10)</u>	<u>(27)</u>	<u>(28)</u>	<u>(29)</u>	<u>1850)</u>
				<u>(31)</u>

Liabilities And Deferred Inflows Of Resources And Fund Balances

Liabilities

0400 Due to Other Funds	2,568,534
0411 Due to Other Governments	
0412 Due to Primary Government	
0413 Due to Component Unit	
0420 Accounts Payable	863,917
0430 Contracts Payable	
0440 Current Portion of Long-Term Debt	
0450 Short-Term Payables	
0461 Accrued Salaries and Benefits	6,359,274
0462 Payroll Deductions and Withholding	
0480 Unearned Revenues	
0490 Other Current Liabilities	

Total Liabilities	\$9,791,725
--------------------------	--------------------

0950 Deferred Inflows of Resources	1,169,747
------------------------------------	-----------

Fund Balances

0810 Nonspendable Fund Balance	12,343
0820 Restricted Fund Balance	
0830 Committed Fund Balance	1,250,000
0840 Assigned Fund Balance	747,091
0850 Unassigned Fund Balance	5,078,642

Total Fund Balances	\$7,088,076
----------------------------	--------------------

Total Liabilities, Deferred Inflows Of Resources And Fund Balances	\$18,049,548
---	---------------------

Amounts Expressed in Whole Dollars

	<u>Capital Reserve (1431)</u> <u>(32)</u>	<u>Other Capital Projects</u> <u>Fund</u> <u>(39)</u>	<u>Debt Service</u> <u>(40)</u>	<u>Permanent</u> <u>(90)</u>	<u>Total Governmental</u> <u>Funds</u>
Liabilities And Deferred Inflows Of Resources And Fund Balances					
Liabilities					
0400 Due to Other Funds					2,568,534
0411 Due to Other Governments					
0412 Due to Primary Government					
0413 Due to Component Unit					
0420 Accounts Payable	47,139				911,056
0430 Contracts Payable					
0440 Current Portion of Long-Term Debt					
0450 Short-Term Payables					
0461 Accrued Salaries and Benefits					6,359,274
0462 Payroll Deductions and Withholding					
0480 Unearned Revenues					
0490 Other Current Liabilities					
Total Liabilities	\$47,139				\$9,838,864
0950 Deferred Inflows of Resources					1,169,747
Fund Balances					
0810 Nonspendable Fund Balance					12,343
0820 Restricted Fund Balance	7,341,109				7,341,109
0830 Committed Fund Balance					1,250,000
0840 Assigned Fund Balance					747,091
0850 Unassigned Fund Balance					5,078,642
Total Fund Balances	\$7,341,109				\$14,429,185
Total Liabilities, Deferred Inflows Of Resources And Fund Balances	\$7,388,248				\$25,437,796

Amounts Expressed in Whole Dollars	<u>General Fund</u> <u>(10)</u>	<u>Public Purpose Trust</u> <u>(27)</u>	<u>Other Compt Approved</u> <u>(28)</u>	<u>Athletic / Activity</u> <u>(29)</u>	<u>Capital Reserve (690.</u> <u>1850)</u> <u>(31)</u>
Revenues					
6000 Revenue from Local Sources	49,074,803				
7000 Revenue from State Sources	17,517,840				
8000 Revenue from Federal Sources	717,615				
Total Revenues	\$67,310,258				
Expenditures					
1000 Instruction	39,280,170				
2000 Support Services	19,285,214				
3000 Operation of Non-Instructional Services	1,606,893				
4000 Facilities Acquisition, Construction and Improvement Services					
5110 Debt Service					
5130 Refund of Prior Year Revenues / Receipts	136,289				
Total Expenditures	\$60,308,566				
Excess (Deficiency) Of Revenues Over Expenditures	\$7,001,692				
Other Financing Sources (Uses)					
9110 Face Value of Bonds Issued					
9120 Proceeds from Refunding of Bonds					
9130 Bond Premiums					
9200 Proceeds from Extended-Term Financing					
9300 Interfund Transfers - IN	25,000				
9400 Sale of or Compensation for Loss of Fixed Assets					
9710 Transfers from Component Units					
9720 Transfers from Primary Governments					
9910 Other Financing Sources Not Listed in the 9000 Series					
9990 Insurance Recoveries					
5120 Debt Service – Refunded Bonds					
5150 Bond Discounts					
5200 Interfund Transfers – Out	7,302,495				
5300 Transfers Out to Component Units/Primary Governments					
Total Other Financing Sources (Uses)	(\$7,277,495)				

Amounts Expressed in Whole Dollars	<u>Capital Reserve (1431)</u> <u>(32)</u>	<u>Other Capital Projects</u> <u>Fund</u> <u>(39)</u>	<u>Debt Service</u> <u>(40)</u>	<u>Permanent</u> <u>(90)</u>	<u>Total Governmental</u> <u>Funds</u>
Revenues					
6000 Revenue from Local Sources	56,861				49,131,664
7000 Revenue from State Sources					17,517,840
8000 Revenue from Federal Sources					717,615
Total Revenues	\$56,861				\$67,367,119
Expenditures					
1000 Instruction					39,280,170
2000 Support Services	891,895				20,177,109
3000 Operation of Non-Instructional Services					1,606,893
4000 Facilities Acquisition, Construction and Improvement Services					
5110 Debt Service			4,739,561		4,739,561
5130 Refund of Prior Year Revenues / Receipts					136,289
Total Expenditures	\$891,895		\$4,739,561		\$65,940,022
Excess (Deficiency) Of Revenues Over Expenditures	(\$835,034)		(\$4,739,561)		\$1,427,097
Other Financing Sources (Uses)					
9110 Face Value of Bonds Issued					
9120 Proceeds from Refunding of Bonds					
9130 Bond Premiums					
9200 Proceeds from Extended-Term Financing					
9300 Interfund Transfers - IN	2,561,843		4,739,561		7,326,404
9400 Sale of or Compensation for Loss of Fixed Assets					
9710 Transfers from Component Units					
9720 Transfers from Primary Governments					
9910 Other Financing Sources Not Listed in the 9000 Series					
9990 Insurance Recoveries					
5120 Debt Service – Refunded Bonds					
5150 Bond Discounts					
5200 Interfund Transfers – Out					7,302,495
5300 Transfers Out to Component Units/Primary Governments					
Total Other Financing Sources (Uses)	\$2,561,843		\$4,739,561		\$23,909

Amounts Expressed in Whole Dollars	<u>General Fund</u> <u>(10)</u>	<u>Public Purpose Trust</u> <u>(27)</u>	<u>Other Compt Approved</u> <u>(28)</u>	<u>Athletic / Activity</u> <u>(29)</u>	<u>Capital Reserve</u> (690. <u>1850)</u> <u>(31)</u>
Special And Extraordinary Items					
9920 Special Items – Gains					
9930 Extraordinary Items – Gains					
5520 Special Items – Losses					
5530 Extraordinary Items – Losses					
Net Change In Fund Balances	(\$275,803)				
Fund Balance					
0001 Fund Balance - Beginning of Fiscal Year	7,363,878				
Fund Balance - End Of Year	\$7,088,075				

Amounts Expressed in Whole Dollars	<u>Capital Reserve (1431)</u> <u>(32)</u>	<u>Other Capital Projects</u> <u>Fund</u> <u>(39)</u>	<u>Debt Service</u> <u>(40)</u>	<u>Permanent</u> <u>(90)</u>	<u>Total Governmental</u> <u>Funds</u>
Special And Extraordinary Items					
9920 Special Items – Gains					
9930 Extraordinary Items – Gains					
5520 Special Items – Losses					
5530 Extraordinary Items – Losses					
Net Change In Fund Balances	\$1,726,809				\$1,451,006
Fund Balance					
0001 Fund Balance - Beginning of Fiscal Year	5,614,300				12,978,178
Fund Balance - End Of Year	\$7,341,109				\$14,429,184

Amounts Expressed in Whole Dollars	<u>Food Service</u> <u>(51)</u>	<u>Child Care</u> <u>Operations</u> <u>(52)</u>	<u>Other Enterprise</u> <u>(58)</u>	<u>TOTAL</u>	<u>Internal Service</u> <u>(60)</u>
Assets And Deferred Outflows Of Resources					
Current Assets					
0100 Cash and Cash Equivalents	300,994			300,994	
0110 Investments					
0130 Due From Other Funds	6,691			6,691	
0141 Due From Other Governments					
0142 State Revenue Receivable	1,380			1,380	
0143 Federal Revenue Receivable	20,941			20,941	
0146 Due from Primary Government					
0147 Due from Component Unit					
0150 Other Receivables	1,697			1,697	
0170 Inventories	53,280			53,280	
0180 Prepaid Expenses (Expenditures)					
0190 Other Current Assets					
Total Current Assets	\$384,983			\$384,983	
Noncurrent Assets					
0211 Land					
0212 Site Improvements (Net)					
0220 Buildings and Building Improvements (Net)					
0230 Machinery, Equipment and Furniture (Net)	195,082			195,082	
0250 Construction in Progress					
0260 Long Term Prepayments					
0290 Other Noncurrent Assets					
Total Noncurrent Assets	\$195,082			\$195,082	
0910 Deferred Outflows of Resources	534,674			534,674	
Total Assets And Deferred Outflows Of Resources	\$1,114,739			\$1,114,739	

Amounts Expressed in Whole Dollars	<u>Food Service</u> (51)	<u>Child Care</u> <u>Operations</u> (52)	<u>Other Enterprise</u> (58)	<u>TOTAL</u>	<u>Internal Service</u> (60)
Liabilities And Deferred Inflows Of Resources And Net Position					
Current Liabilities					
0400 Due to Other Funds					
0411 Due to Other Governments					
0413 Due to Component Unit					
0420 Accounts Payable	109			109	
0430 Contracts Payable					
0440 Current Portion of Long-Term Debt					
0450 Short-Term Payables					
0461 Accrued Salaries and Benefits	939			939	
0462 Payroll Deductions and Withholding					
0480 Unearned Revenues	46,380			46,380	
0490 Other Current Liabilities					
Total Current Liabilities	\$47,428			\$47,428	
Noncurrent Liabilities					
0510 Bonds Payable					
0520 Extended-Term Financing Agreements Payable					
0530 Lease-Purchase Obligations					
0540 Accumulated Compensated Absences					
0550 Authority Lease Obligations					
0560 Other Post-Employment Benefits (OPEB)					
0570 Net Pension Liability	2,933,510			2,933,510	
0599 Other Noncurrent Liabilities					
Total Noncurrent Liabilities	\$2,933,510			\$2,933,510	
Total Liabilities	\$2,980,938			\$2,980,938	
0950 Deferred Inflows of Resources	24,474			24,474	
Net Position					
0791 Net Investment in Capital Assets	195,082			195,082	
0008 Restricted Net Position (0792 – 0798)	(2,085,755)			(2,085,755)	
0799 Unrestricted Net Position					
Total Net Position	(\$1,890,673)			(\$1,890,673)	
Total Liabilities And Deferred Inflows Of Resources And Net Position	\$1,114,739			\$1,114,739	

Amounts Expressed in Whole Dollars	<u>Food Service</u> <u>(51)</u>	<u>Child Care Operations</u> <u>(52)</u>	<u>Other Enterprise</u> <u>(58)</u>	<u>TOTAL</u>	<u>Internal Service</u> <u>(60)</u>
Operating Revenues					
6600 Food Service Revenue	999,155			999,155	
0071 Charges for Services					
0072 Other Operating Revenue					
Total Operating Revenues	\$999,155			\$999,155	
Operating Expenses					
100 Personnel Services – Salaries	721,488			721,488	
200 Personnel Services – Employee Benefits	498,541			498,541	
300 Purchased Professional and Technical Services	5,365			5,365	
400 Purchased Property Services	45,845			45,845	
500 Other Purchased Services	4,256			4,256	
600 Supplies	1,182,930			1,182,930	
740 Depreciation	37,095			37,095	
810 Dues and Fees	267			267	
890 Miscellaneous Expenditures					
Total Operating Expenses	\$2,495,787			\$2,495,787	
Operating Income (Loss)	(\$1,496,632)			(\$1,496,632)	
Non Operating Revenues (Expenses)					
6500 Earnings on Investments	2,428			2,428	
6920 Contributions and Donations from Private Sources					
6930 Gains or Losses on Sale of Fixed Assets					
6991 Refunds of a Prior Year Expenditure					
7000 Revenue from State Sources	201,148			201,148	
8000 Revenue from Federal Sources	1,191,661			1,191,661	
820 Claims and Judgments Against the LEA					
830 Interest					
TOTAL Non Operating Revenues (Expenses)	\$1,395,237			\$1,395,237	
Income (Loss) Before Contributions And Transfers	(\$101,395)			(\$101,395)	

Amounts Expressed in Whole Dollars	<u>Food Service</u> <u>(51)</u>	<u>Child Care Operations</u> <u>(52)</u>	<u>Other Enterprise</u> <u>(58)</u>	<u>TOTAL</u>	<u>Internal Service</u> <u>(60)</u>
Contributions, Transfers, and Special and Extraordinary Items					
5200 Interfund Transfers – Out	25,000			25,000	
5300 Transfers Out to Component Units/Primary Governments					
5520 Special Items – Losses					
5530 Extraordinary Items – Losses					
9300 Interfund Transfers - IN	1,090			1,090	
9500 Capital Contributions					
9700 Transfers IN From Component Units/Primary Governments					
9920 Special Items – Gains					
9930 Extraordinary Items – Gains					
Change In Net Position	(\$125,305)			(\$125,305)	
0002 Net Position - Beginning of Fiscal Year	(1,765,368)			(1,765,368)	
0003 Accounting Changes / Residual Equity Transfers					
Net Position - End Of Year	(\$1,890,673)			(\$1,890,673)	

Amounts Expressed in Whole Dollars	<u>Food Service</u> <u>(51)</u>	<u>Child Care Operations</u> <u>(52)</u>	<u>Other Enterprise</u> <u>(58)</u>	<u>TOTAL</u>	<u>Internal Service(60)</u>
Cash Flows From Operating Activities					
0011 Cash Receipts From Users	986,259			986,259	
0012 Cash Receipts From Assessments Made to Other Funds					
0013 Cash Receipts From Earnings on Investments					
0014 Cash Receipts From Other Operating Revenue					
0015 Cash Payments To Employees For Services	1,133,636			1,133,636	
0016 Cash Payments For Insurance Claims					
0017 Cash Payments To Suppliers For Goods and Services	1,087,455			1,087,455	
0018 Cash Payments For Other Operating Expenses					
Net Cash Provided By (Used For) Operating Activities	(\$1,234,832)			(\$1,234,832)	
Cash Flows From Non-Capital Financing Activities					
0021 Receipts From Local Sources - 6000					
0022 Receipts From State Sources - 7000	199,767			199,767	
0023 Receipts From Federal Sources -8000	1,000,644			1,000,644	
0024 Notes and Loans Received (Repaid)					
0025 Interest Paid on Notes/Loans - 5100-830					
0026 Operating Transfers In (Out)/Residual Equity Trans					
0027 Operating Transfers In (Out) Primary Government / Comp Unit	(23,910)			(23,910)	
0028 Receipts From Refund of Prior Year Expenditures - 6991					
0029 Special and Extraordinary Gains (losses)					
Net Cash Prov By (Used for) Non-Capital Financing Activities	\$1,176,501			\$1,176,501	
Cash Flows From Capital and Related Financing Activities					
0031 Payments For Fac Acq, Const, and Imp - 4000					
0032 Gain / (Loss) on Sale of Fixed Assets - 6930					
0033 Proceeds From Extended Term Financing - 9200					
0034 Principal Paid on Financing Agreements					
0035 Interest Paid on Financing Agreements - 5100-830					
0036 (Inc) Dec in Contributed Capital					
Net Cash Prov By (Used for) Capital and Related Financing Activities					
Cash Flows From Investing Activities					
0041 Earnings on Investments - 6500	2,428			2,428	
0042 Purchase of Inv Securities / Deposits to Inv Pools					
0043 Receipts From Investment Pool Withdrawals					
0044 Proceeds from Sale and Maturity of Inv Securities					
0045 Loans Received (Paid)					
Net Cash Prov By (Used for) Investing Activities	\$2,428			\$2,428	

	<u>Food Service</u> <u>(51)</u>	<u>Child Care Operations</u> <u>(52)</u>	<u>Other Enterprise</u> <u>(58)</u>	<u>TOTAL</u>	<u>Internal Service</u> <u>(60)</u>
Net Increase (Decrease) in Cash Flows	(55,903)			(55,903)	
0004 Cash and Cash Equivalents Beginning of Year	356,897			356,897	
Cash and Cash Equivalents at Year End	\$300,994			\$300,994	
<hr/>					
Reconciliation of Operating Income (Loss) To Net Cash Provided by (Used For) Operating Activities					
0005 Operating Income (Loss) per REP	(1,496,632)			(1,496,632)	
Adjustments					
0051 Depreciation and Net Amortization	37,095			37,095	
0052 Provision for Uncollectible Accounts					
0053 Other Adjustments	170,077			170,077	
Effect of Changes in Assets, Liabilities, Deferred Outflows and Deferred Inflows					
0054 (Inc) Dec In Accounts Receivable (0120-0150)	(8,388)			(8,388)	
0055 Advances to Other Funds (0160)					
0056 (Inc) Dec in Inventories (0170)	(18,978)			(18,978)	
0057 (Inc) Dec in Prepaid Expenses (0180)					
0058 (Inc) Dec in Other Current or Noncurrent Assets					
0064 Deferred Outflows (0910)	(328,674)			(328,674)	
0059 Inc (Dec) in Accounts Payable (0400-0450)	109			109	
0060 Inc (Dec) in Accrued Salaries/Benefits (0461)	(16,917)			(16,917)	
0065 Inc (Dec) in Net Pension Liabilities (0570)	434,510			434,510	
0066 Inc (Dec) in Other Postemp Benefit Oblig (0560)					
0061 Inc (Dec) in Payroll Deductions/Withholding (0462)					
0062 Inc (Dec) in Unearned Revenue (0480)	(4,508)			(4,508)	
0063 Inc (Dec) in Other Current or Noncurrent Liabilities					
0067 Deferred Inflows (0950)	(2,526)			(2,526)	
Total Adjustments	\$261,800			\$261,800	
Cash Provided By (Used for) Total	(\$1,234,832)			(\$1,234,832)	

COMBINED STATEMENT OF CASH FLOWS
SCHEDULE OF NONCASH INVESTING, CAPITAL, AND FINANCING ACTIVITIES

Explanation of Transaction and Balance Sheet Effect	Amount
Donated Food	170,077
Total	\$170,077

LEA : 114063003 Governor Mifflin SD

Printed 10/31/2017 2:04:23 PM

Amounts Expressed in Whole Dollars

Private Purpose Trust
(71)

Investment Trust
(72)

Pension Trust
(73)

Activity
(81)

Assets And Deferred Outflows Of Resources

Assets

0100 Cash and Cash Equivalents	23,196
0110 Investments	28,263
0130 Due From Other Funds	
0147 Due from Component Unit	
0150 Other Receivables	
0170 Inventories	
0180 Prepaid Expenses (Expenditures)	
0190 Other Current Assets	
0220 Buildings and Building Improvements (Net)	
0230 Machinery, Equipment and Furniture (Net)	

Total Assets **\$51,459**

0910 Deferred Outflows of Resources

Total Assets And Deferred Outflows Of Resources **\$51,459**

LEA : 114063003 Governor Mifflin SD

Printed 10/31/2017 2:04:23 PM

Amounts Expressed in Whole Dollars

	<u>Other Agency</u> <u>(89)</u>	<u>Discrete Component Units</u> <u>(98)</u>	<u>Discrete Component Units</u> <u>(99)</u>	<u>Total Fiduciary Funds</u>
Assets And Deferred Outflows Of Resources				
Assets				
0100 Cash and Cash Equivalents		169,215		192,411
0110 Investments				28,263
0130 Due From Other Funds				
0147 Due from Component Unit				
0150 Other Receivables				
0170 Inventories				
0180 Prepaid Expenses (Expenditures)				
0190 Other Current Assets				
0220 Buildings and Building Improvements (Net)				
0230 Machinery, Equipment and Furniture (Net)				
Total Assets		\$169,215		\$220,674
0910 Deferred Outflows of Resources				
Total Assets And Deferred Outflows Of Resources		\$169,215		\$220,674

LEA : 114063003 Governor Mifflin SD

Printed 10/31/2017 2:04:23 PM

Amounts Expressed in Whole Dollars	<u>Private Purpose Trust</u> (71)	<u>Investment Trust</u> (72)	<u>Pension Trust</u> (73)	<u>Activity</u> (81)
Liabilities, Deferred Inflows Of Resources And Net Position				
Liabilities				
0400 Due to Other Funds				
0411 Due to Other Governments				
0412 Due to Primary Government				
0413 Due to Component Unit				
0420 Accounts Payable				
0430 Contracts Payable				
0450 Short-Term Payables				
0461 Accrued Salaries and Benefits				
0462 Payroll Deductions and Withholding				
0480 Unearned Revenues				
0490 Other Current Liabilities				
Total Liabilities				
0950 Deferred Inflows of Resources				
Net Position				
0791 Net Investment in Capital Assets				
0009 Restricted Net Position (0792 – 0798)		51,459		
0799 Unrestricted Net Position				
Total Net Position				
		\$51,459		
Total Liabilities, Deferred Inflows Of Resources And Net Position				
		\$51,459		

LEA : 114063003 Governor Mifflin SD

Printed 10/31/2017 2:04:23 PM

Amounts Expressed in Whole Dollars	<u>Other Agency</u> (89)	<u>Discrete Component Units</u> (98)	<u>Discrete Component Units</u> (99)	<u>Total Fiduciary Funds</u>
Liabilities, Deferred Inflows Of Resources And Net Position				
Liabilities				
0400 Due to Other Funds				
0411 Due to Other Governments				
0412 Due to Primary Government				
0413 Due to Component Unit				
0420 Accounts Payable				
0430 Contracts Payable				
0450 Short-Term Payables				
0461 Accrued Salaries and Benefits				
0462 Payroll Deductions and Withholding				
0480 Unearned Revenues				
0490 Other Current Liabilities		169,215		169,215
Total Liabilities		\$169,215		\$169,215
0950 Deferred Inflows of Resources				
Net Position				
0791 Net Investment in Capital Assets				
0009 Restricted Net Position (0792 – 0798)				51,459
0799 Unrestricted Net Position				
Total Net Position				\$51,459
Total Liabilities, Deferred Inflows Of Resources And Net Position		\$169,215		\$220,674

Amounts Expressed in Whole Dollars	<u>Private Purpose Trust</u> (71)	<u>Investment Trust</u> (72)	<u>Pension Trust</u> (73)	<u>Discrete Component</u> Units (98)	<u>Discrete Component</u> Units (99)	<u>Total Fiduciary</u> <u>Funds</u>
Additions						
0091 Gifts and Contributions						
0092 Other Additions		96				96
Deductions						
0093 Scholarships Awarded		2,479				2,479
0094 Other Deductions						
Change In Net Position		(\$2,383)				(\$2,383)
0006 Net Position – Beginning of Fiscal Year		53,842				53,842
0007 Net Position Held in Trust for Pension Benefits						
Net Position - End of Fiscal Year		\$51,459				\$51,459

	<u>Revenue Reported In Current Year</u>	<u>Current Year Tax Accrual</u>	<u>Prior Year Tax Accrual</u>	<u>Taxes Collected In Current Year</u>
<u>Revenue from Local Sources</u>				
6111 Current Real Estate Taxes	40,693,790.52			40,693,790.52
6112 Interim Real Estate Taxes	98,122.70	6,465.00		91,657.70
6113 Public Utility Realty Taxes	51,370.20			51,370.20
6114 Payments in Lieu of Current Taxes - State / Local	1,470.66			1,470.66
6120 Current Per Capita Taxes, Section 679	95,271.70			95,271.70
6141 Current Act 511 Per Capita Taxes	95,271.70			95,271.70
6142 Current Act 511 Occupation Taxes - Flat Rate	104,673.68			104,673.68
6143 Current Act 511 Local Services Taxes	53,427.57			53,427.57
6151 Current Act 511 Earned Income Taxes	4,580,074.07	307,242.33	255,877.74	4,528,709.48
6153 Current Act 511 Real Estate Transfer Taxes	624,757.35	64,648.44	52,453.75	612,562.66
6411 Delinquent Real Estate Taxes	1,169,020.87	198,667.39	145,770.03	1,116,123.51
6420 Delinquent Per Capita Taxes, Section 679	43,318.00			43,318.00
6500 Earnings on Investments	194,982.85			
6700 Revenues from LEA Activities	157,625.36			
6832 Federal IDEA Revenue Received as Pass Through	823,411.34			
6910 Rentals	203,600.03			
6920 Contributions and Donations from Private Sources	17,797.35			
6941 Regular Day School Tuition	8,329.05			
6942 Summer School Tuition	14,779.00			
6991 Refunds of a Prior Year Expenditure	22,210.26			
6999 Other Revenues Not Specified Above	21,499.23			
TOTAL Revenue from Local Sources	\$49,074,803.49	\$577,023.16	\$454,101.52	\$47,487,647.38

**Revenue Reported
In Current Year**

Revenue from State Sources

7110 Basic Education Funding	6,116,002.82			
7160 Tuition for Orphans Subsidy	213,881.00			
7250 Migratory Children	40.00			
7271 Special Education funds for School-Aged Pupils	2,191,106.15			
7292 Pre-K Counts	166,230.83			
7311 Pupil Transportation Subsidy	881,671.92			
7312 Nonpublic and Charter School Pupil Transportation Subsidy	95,865.00			
7320 Rental and Sinking Fund Payments / Building Reimbursement Subsidy	974,245.03			
7330 Health Services (Medical, Dental, Nurse, Act 25)	74,828.17			
7340 State Property Tax Reduction Allocation	869,612.07			
7360 Safe Schools	29,600.00			
7505 Ready to Learn Block Grant	514,885.00			
7810 State Share of Social Security and Medicare Taxes	1,050,087.70			
7820 State Share of Retirement Contributions	4,339,784.39			
TOTAL Revenue from State Sources	\$17,517,840.08			

**Revenue Reported
In Current Year**

Revenue from Federal Sources

8514 NCLB, Title I - Improving the Academic Achievement of the Disadvantaged	541,551.00			
8515 NCLB, Title II - Preparing, Training and Recruiting High Quality Teachers and Principals	75,058.00			
8516 NCLB, Title III - Language Instruction for Limited English Proficient and Immigrant Students	15,207.00			
8810 School-Based Access Medicaid Reimbursement Program (SBAP) Reimbursements (Access)	75,000.00			
8820 Medical Assistance Reimbursement for Administrative Claiming (Quarterly) Program	10,799.24			
TOTAL Revenue from Federal Sources	\$717,615.24			

	<u>Revenue Reported In Current Year</u>			
<u>Other Financing Sources</u>				
9350 Enterprise Fund Transfers	25,000.00			
TOTAL Other Financing Sources	\$25,000.00			
TOTAL FROM ALL SOURCES	\$67,335,258.81	\$577,023.16	\$454,101.52	\$47,487,647.38

Revenue from Local Sources	49,074,803.49
Revenue from State Sources	17,517,840.08
Revenue from Federal Sources	717,615.24
Other Financing Sources	25,000.00
TOTAL FROM ALL SOURCES	\$67,335,258.81

General Fund (10)

	<u>Total</u>
1000 Instruction	
100 Personnel Services – Salaries	
100 Personnel Services – Salaries	20,669,143.09
Total Personnel Services – Salaries	\$20,669,143.09
200 Personnel Services – Employee Benefits	
210 Group Insurance – Contracted Provider	3,964,541.38
220 Social Security Contributions	1,524,108.45
230 PSERS Retirement Contributions	5,936,351.02
250 Unemployment Compensation	31,698.71
260 Workers’ Compensation	141,285.95
291 Other Retirement Plans	64,425.00
Total Personnel Services – Employee Benefits	\$11,662,410.51
300 Purchased Professional and Technical Services	
322 Professional Educational Services – Ius	432,517.89
329 Professional Educational Services – Other	982,646.13
330 Other Professional Services	382,475.85
Total Purchased Professional and Technical Services	\$1,797,639.87
400 Purchased Property Services	
430 Repairs and Maintenance Services	11,376.82
440 Rentals	1,862.11
Total Purchased Property Services	\$13,238.93
500 Other Purchased Services	
510 Student Transportation Services	47,493.29
561 Tuition To Other School Districts Within the State	1,954,812.72
562 Tuition To Pennsylvania Charter Schools	922,173.52
564 Tuition To Career and Technology Centers	1,067,744.49
567 Tuition To Approved Private Schools (APS) and PA Chartered Schools for the Deaf and Blind	11,412.65
568 Tuition To Private Residential Rehabilitative Institutions (PRRI) [In-State] and Detention Centers	74,204.52
580 Travel	7,471.87
Total Other Purchased Services	\$4,085,313.06
600 Supplies	
610 General Supplies	359,928.71
630 Food	952.90
640 Books and Periodicals	328,480.68
Total Supplies	\$689,362.29
700 Property	
752 Capital Equipment – Original and Additional	144,326.05
762 Capitalized Equipment - Replacement	1,274.05
Total Property	\$145,600.10
800 Other Objects	
810 Dues and Fees	720.00
830 Interest	216,742.37

General Fund (10)

1000 Instruction	<u>Total</u>
Total Other Objects	\$217,462.37
Total 1000 Instruction	\$39,280,170.22

General Fund (10)

1100 Regular Programs – Elementary / Secondary

	<u>Elementary</u>	<u>Secondary</u>	<u>Federal</u>	<u>Total</u>
100 Personnel Services – Salaries				
100 Personnel Services – Salaries	8,031,140.34	7,064,040.49	577,646.00	15,672,826.83
Total Personnel Services – Salaries	\$8,031,140.34	\$7,064,040.49	\$577,646.00	\$15,672,826.83
200 Personnel Services – Employee Benefits				
210 Group Insurance – Contracted Provider	1,701,542.88	1,339,756.90		3,041,299.78
220 Social Security Contributions	614,726.88	518,941.85	22,293.03	1,155,961.76
230 PSERS Retirement Contributions	2,470,968.93	2,004,388.25		4,475,357.18
250 Unemployment Compensation	16,483.33	15,215.38		31,698.71
260 Workers' Compensation	56,575.16	45,287.18		101,862.34
291 Other Retirement Plans	13,529.25	50,895.75		64,425.00
Total Personnel Services – Employee Benefits	\$4,873,826.43	\$3,974,485.31	\$22,293.03	\$8,870,604.77
300 Purchased Professional and Technical Services				
322 Professional Educational Services – lus	4,137.27	7,740.00		11,877.27
329 Professional Educational Services – Other	18,530.00	200,796.48		219,326.48
330 Other Professional Services	13,635.48	6,715.98		20,351.46
Total Purchased Professional and Technical Services	\$36,302.75	\$215,252.46		\$251,555.21
400 Purchased Property Services				
430 Repairs and Maintenance Services	5,466.09	4,332.93		9,799.02
440 Rentals		1,862.11		1,862.11
Total Purchased Property Services	\$5,466.09	\$6,195.04		\$11,661.13
500 Other Purchased Services				
510 Student Transportation Services	10,524.69	34,774.15		45,298.84
561 Tuition To Other School Districts Within the State		59,376.85		59,376.85
562 Tuition To Pennsylvania Charter Schools	93,129.05	405,083.93		498,212.98
580 Travel	209.72	1,948.39		2,158.11
Total Other Purchased Services	\$103,863.46	\$501,183.32		\$605,046.78
600 Supplies				
610 General Supplies	122,216.43	124,508.42	12,639.29	259,364.14
640 Books and Periodicals	109,475.28	184,156.87		293,632.15
Total Supplies	\$231,691.71	\$308,665.29	\$12,639.29	\$552,996.29
700 Property				
752 Capital Equipment – Original and Additional	71,847.47	59,347.09		131,194.56
Total Property	\$71,847.47	\$59,347.09		\$131,194.56
800 Other Objects				
810 Dues and Fees		720.00		720.00
Total Other Objects		\$720.00		\$720.00
Total 1100 Regular Programs – Elementary / Secondary	\$13,354,138.25	\$12,129,889.00	\$612,578.32	\$26,096,605.57

General Fund (10)

	<u>Elementary</u>	<u>Secondary</u>	<u>Federal</u>	<u>Total</u>
1110 Regular Programs				
100 Personnel Services – Salaries				
100 Personnel Services – Salaries	8,031,140.34	7,064,040.49	577,646.00	15,672,826.83
Total Personnel Services – Salaries	\$8,031,140.34	\$7,064,040.49	\$577,646.00	\$15,672,826.83
200 Personnel Services – Employee Benefits				
210 Group Insurance – Contracted Provider	1,701,542.88	1,339,756.90		3,041,299.78
220 Social Security Contributions	614,726.88	518,941.85	22,293.03	1,155,961.76
230 PSERS Retirement Contributions	2,470,968.93	2,004,388.25		4,475,357.18
250 Unemployment Compensation	16,483.33	15,215.38		31,698.71
260 Workers' Compensation	56,575.16	45,287.18		101,862.34
291 Other Retirement Plans	13,529.25	50,895.75		64,425.00
Total Personnel Services – Employee Benefits	\$4,873,826.43	\$3,974,485.31	\$22,293.03	\$8,870,604.77
300 Purchased Professional and Technical Services				
322 Professional Educational Services – Ius	4,137.27	7,740.00		11,877.27
329 Professional Educational Services – Other	18,530.00	200,796.48		219,326.48
330 Other Professional Services	13,635.48	6,715.98		20,351.46
Total Purchased Professional and Technical Services	\$36,302.75	\$215,252.46		\$251,555.21
400 Purchased Property Services				
430 Repairs and Maintenance Services	5,466.09	4,332.93		9,799.02
440 Rentals		1,862.11		1,862.11
Total Purchased Property Services	\$5,466.09	\$6,195.04		\$11,661.13
500 Other Purchased Services				
510 Student Transportation Services	10,524.69	34,774.15		45,298.84
561 Tuition To Other School Districts Within the State		59,376.85		59,376.85
562 Tuition To Pennsylvania Charter Schools	93,129.05	405,083.93		498,212.98
580 Travel	209.72	1,948.39		2,158.11
Total Other Purchased Services	\$103,863.46	\$501,183.32		\$605,046.78
600 Supplies				
610 General Supplies	122,216.43	124,508.42	12,639.29	259,364.14
640 Books and Periodicals	109,475.28	184,156.87		293,632.15
Total Supplies	\$231,691.71	\$308,665.29	\$12,639.29	\$552,996.29
700 Property				
752 Capital Equipment – Original and Additional	71,847.47	59,347.09		131,194.56
Total Property	\$71,847.47	\$59,347.09		\$131,194.56
800 Other Objects				
810 Dues and Fees		720.00		720.00
Total Other Objects		\$720.00		\$720.00
Total 1110 Regular Programs	\$13,354,138.25	\$12,129,889.00	\$612,578.32	\$26,096,605.57

General Fund (10)

1200 Special Programs – Elementary / Secondary	<u>Elementary</u>	<u>Secondary</u>	<u>Federal</u>	<u>Total</u>
100 Personnel Services – Salaries				
100 Personnel Services – Salaries	2,005,625.42	1,862,594.92	621,825.73	4,490,046.07
Total Personnel Services – Salaries	\$2,005,625.42	\$1,862,594.92	\$621,825.73	\$4,490,046.07
200 Personnel Services – Employee Benefits				
210 Group Insurance – Contracted Provider	367,778.70	438,146.44	21,483.94	827,409.08
220 Social Security Contributions	148,529.91	137,378.26	45,001.87	330,910.04
230 PSERS Retirement Contributions	598,153.04	618,801.26	92,410.49	1,309,364.79
260 Workers' Compensation	15,501.04	15,006.64	4,874.59	35,382.27
Total Personnel Services – Employee Benefits	\$1,129,962.69	\$1,209,332.60	\$163,770.89	\$2,503,066.18
300 Purchased Professional and Technical Services				
322 Professional Educational Services – Ius	194,825.46	215,651.16		410,476.62
329 Professional Educational Services – Other	400,498.49	313,865.90		714,364.39
330 Other Professional Services	235,993.71	126,130.68		362,124.39
Total Purchased Professional and Technical Services	\$831,317.66	\$655,647.74		\$1,486,965.40
500 Other Purchased Services				
510 Student Transportation Services	336.00	1,858.45		2,194.45
561 Tuition To Other School Districts Within the State	383,726.82	1,502,945.48		1,886,672.30
562 Tuition To Pennsylvania Charter Schools	137,530.16	286,430.38		423,960.54
564 Tuition To Career and Technology Centers		51,375.45		51,375.45
567 Tuition To Approved Private Schools (APS) and PA Chartered Schools for the Deaf and Blind		11,412.65		11,412.65
568 Tuition To Private Residential Rehabilitative Institutions (PRRI) [In-State] and Detention Centers		74,204.52		74,204.52
580 Travel	128.66		5,185.10	5,313.76
Total Other Purchased Services	\$521,721.64	\$1,928,226.93	\$5,185.10	\$2,455,133.67
600 Supplies				
610 General Supplies	12,238.37	22,006.21	30,629.11	64,873.69
640 Books and Periodicals	23,699.79	10,156.07		33,855.86
Total Supplies	\$35,938.16	\$32,162.28	\$30,629.11	\$98,729.55
700 Property				
752 Capital Equipment – Original and Additional	1,489.99	3,906.00		5,395.99
Total Property	\$1,489.99	\$3,906.00		\$5,395.99
Total 1200 Special Programs – Elementary / Secondary	\$4,526,055.56	\$5,691,870.47	\$821,410.83	\$11,039,336.86

General Fund (10)

1210 Life Skills Support

	<u>Elementary</u>	<u>Secondary</u>	<u>Federal</u>	<u>Total</u>
100 Personnel Services – Salaries				
100 Personnel Services – Salaries	243,046.37	280,362.50		523,408.87
Total Personnel Services – Salaries	\$243,046.37	\$280,362.50		\$523,408.87
200 Personnel Services – Employee Benefits				
210 Group Insurance – Contracted Provider	56,789.17	25,602.50		82,391.67
220 Social Security Contributions	17,995.95	20,906.28		38,902.23
230 PSERS Retirement Contributions	69,667.64	87,517.45		157,185.09
260 Workers' Compensation	1,914.89	2,283.78		4,198.67
Total Personnel Services – Employee Benefits	\$146,367.65	\$136,310.01		\$282,677.66
300 Purchased Professional and Technical Services				
329 Professional Educational Services – Other	78,375.32	10,095.87		88,471.19
Total Purchased Professional and Technical Services	\$78,375.32	\$10,095.87		\$88,471.19
500 Other Purchased Services				
510 Student Transportation Services	336.00	1,145.50		1,481.50
562 Tuition To Pennsylvania Charter Schools	47,945.45			47,945.45
Total Other Purchased Services	\$48,281.45	\$1,145.50		\$49,426.95
600 Supplies				
610 General Supplies	3,116.57	4,133.02		7,249.59
640 Books and Periodicals	654.34	923.95		1,578.29
Total Supplies	\$3,770.91	\$5,056.97		\$8,827.88
Total 1210 Life Skills Support	\$519,841.70	\$432,970.85		\$952,812.55

General Fund (10)

	<u>Elementary</u>	<u>Secondary</u>	<u>Federal</u>	<u>Total</u>
1220 Sensory Support				
100 Personnel Services – Salaries				
100 Personnel Services – Salaries	127,680.50	101,013.80	139,194.75	367,889.05
Total Personnel Services – Salaries	\$127,680.50	\$101,013.80	\$139,194.75	\$367,889.05
200 Personnel Services – Employee Benefits				
210 Group Insurance – Contracted Provider	23,728.16	25,520.20	9,297.72	58,546.08
220 Social Security Contributions	9,271.00	7,529.08	9,743.43	26,543.51
230 PSERS Retirement Contributions	38,327.52	30,334.42	19,385.48	88,047.42
260 Workers' Compensation	1,021.10	808.07	1,032.74	2,861.91
Total Personnel Services – Employee Benefits	\$72,347.78	\$64,191.77	\$39,459.37	\$175,998.92
300 Purchased Professional and Technical Services				
322 Professional Educational Services – Ius	42,482.47	147,835.60		190,318.07
329 Professional Educational Services – Other	747.50	30,497.68		31,245.18
Total Purchased Professional and Technical Services	\$43,229.97	\$178,333.28		\$221,563.25
600 Supplies				
610 General Supplies	4,608.41	2,244.68		6,853.09
640 Books and Periodicals	194.28	216.65		410.93
Total Supplies	\$4,802.69	\$2,461.33		\$7,264.02
700 Property				
752 Capital Equipment – Original and Additional	1,489.99	3,538.50		5,028.49
Total Property	\$1,489.99	\$3,538.50		\$5,028.49
Total 1220 Sensory Support	\$249,550.93	\$349,538.68	\$178,654.12	\$777,743.73

General Fund (10)

	<u>Elementary</u>	<u>Secondary</u>	<u>Federal</u>	<u>Total</u>
1230 Emotional Support				
100 Personnel Services – Salaries				
100 Personnel Services – Salaries	456,301.46	322,830.19		779,131.65
Total Personnel Services – Salaries	\$456,301.46	\$322,830.19		\$779,131.65
200 Personnel Services – Employee Benefits				
210 Group Insurance – Contracted Provider	79,125.29	83,205.45		162,330.74
220 Social Security Contributions	33,799.03	23,732.75		57,531.78
230 PSERS Retirement Contributions	137,026.96	96,964.24		233,991.20
260 Workers' Compensation	3,649.55	2,581.52		6,231.07
Total Personnel Services – Employee Benefits	\$253,600.83	\$206,483.96		\$460,084.79
300 Purchased Professional and Technical Services				
322 Professional Educational Services – Ius		55,715.53		55,715.53
329 Professional Educational Services – Other	148,872.52	174,755.68		323,628.20
Total Purchased Professional and Technical Services	\$148,872.52	\$230,471.21		\$379,343.73
500 Other Purchased Services				
561 Tuition To Other School Districts Within the State	310,853.66	1,315,586.26		1,626,439.92
562 Tuition To Pennsylvania Charter Schools	16,621.86	87,786.65		104,408.51
Total Other Purchased Services	\$327,475.52	\$1,403,372.91		\$1,730,848.43
600 Supplies				
610 General Supplies	613.33	9,279.67		9,893.00
640 Books and Periodicals	71.85			71.85
Total Supplies	\$685.18	\$9,279.67		\$9,964.85
Total 1230 Emotional Support	\$1,186,935.51	\$2,172,437.94		\$3,359,373.45

General Fund (10)

1240 Academic Support

	<u>Elementary</u>	<u>Secondary</u>	<u>Federal</u>	<u>Total</u>
100 Personnel Services – Salaries				
100 Personnel Services – Salaries	1,156,745.33	1,103,691.26	418,375.36	2,678,811.95
Total Personnel Services – Salaries	\$1,156,745.33	\$1,103,691.26	\$418,375.36	\$2,678,811.95
200 Personnel Services – Employee Benefits				
210 Group Insurance – Contracted Provider	208,136.08	273,832.29	4,371.10	486,339.47
220 Social Security Contributions	85,857.54	81,186.51	30,630.47	197,674.52
230 PSERS Retirement Contributions	346,565.00	387,491.11	63,616.27	797,672.38
260 Workers' Compensation	8,747.16	8,894.27	3,340.57	20,982.00
Total Personnel Services – Employee Benefits	\$649,305.78	\$751,404.18	\$101,958.41	\$1,502,668.37
300 Purchased Professional and Technical Services				
322 Professional Educational Services – Ius		6,592.60		6,592.60
329 Professional Educational Services – Other	18,335.15	66,956.99		85,292.14
Total Purchased Professional and Technical Services	\$18,335.15	\$73,549.59		\$91,884.74
500 Other Purchased Services				
510 Student Transportation Services		712.95		712.95
561 Tuition To Other School Districts Within the State	9,112.32	55,744.67		64,856.99
562 Tuition To Pennsylvania Charter Schools	72,962.85	198,643.73		271,606.58
580 Travel	128.66		5,185.10	5,313.76
Total Other Purchased Services	\$82,203.83	\$255,101.35	\$5,185.10	\$342,490.28
600 Supplies				
610 General Supplies	3,900.06	4,063.34	30,629.11	38,592.51
640 Books and Periodicals	22,779.32	9,015.47		31,794.79
Total Supplies	\$26,679.38	\$13,078.81	\$30,629.11	\$70,387.30
Total 1240 Academic Support	\$1,933,269.47	\$2,196,825.19	\$556,147.98	\$4,686,242.64

General Fund (10)

	<u>Elementary</u>	<u>Secondary</u>	<u>Federal</u>	<u>Total</u>
1241 Learning Support – Public				
100 Personnel Services – Salaries				
100 Personnel Services – Salaries	1,079,954.33	1,051,650.31	418,375.36	2,549,980.00
Total Personnel Services – Salaries	\$1,079,954.33	\$1,051,650.31	\$418,375.36	\$2,549,980.00
200 Personnel Services – Employee Benefits				
210 Group Insurance – Contracted Provider	188,548.24	270,014.37	4,371.10	462,933.71
220 Social Security Contributions	80,145.68	77,271.90	30,630.47	188,048.05
230 PSERS Retirement Contributions	323,583.07	371,863.18	63,616.27	759,062.52
260 Workers' Compensation	8,133.29	8,477.93	3,340.57	19,951.79
Total Personnel Services – Employee Benefits	\$600,410.28	\$727,627.38	\$101,958.41	\$1,429,996.07
300 Purchased Professional and Technical Services				
322 Professional Educational Services – Ius		6,592.60		6,592.60
329 Professional Educational Services – Other	18,335.15	66,956.99		85,292.14
Total Purchased Professional and Technical Services	\$18,335.15	\$73,549.59		\$91,884.74
500 Other Purchased Services				
561 Tuition To Other School Districts Within the State	9,112.32	55,744.67		64,856.99
562 Tuition To Pennsylvania Charter Schools	72,962.85	198,643.73		271,606.58
580 Travel			5,185.10	5,185.10
Total Other Purchased Services	\$82,075.17	\$254,388.40	\$5,185.10	\$341,648.67
600 Supplies				
610 General Supplies	2,981.93	3,356.30	30,629.11	36,967.34
640 Books and Periodicals	22,779.32	9,015.47		31,794.79
Total Supplies	\$25,761.25	\$12,371.77	\$30,629.11	\$68,762.13
Total 1241 Learning Support – Public	\$1,806,536.18	\$2,119,587.45	\$556,147.98	\$4,482,271.61

General Fund (10)

1243 Gifted Support

	<u>Elementary</u>	<u>Secondary</u>	<u>Federal</u>	<u>Total</u>
100 Personnel Services – Salaries				
100 Personnel Services – Salaries	76,791.00	52,040.95		128,831.95
Total Personnel Services – Salaries	\$76,791.00	\$52,040.95		\$128,831.95
200 Personnel Services – Employee Benefits				
210 Group Insurance – Contracted Provider	19,587.84	3,817.92		23,405.76
220 Social Security Contributions	5,711.86	3,914.61		9,626.47
230 PSERS Retirement Contributions	22,981.93	15,627.93		38,609.86
260 Workers' Compensation	613.87	416.34		1,030.21
Total Personnel Services – Employee Benefits	\$48,895.50	\$23,776.80		\$72,672.30
500 Other Purchased Services				
510 Student Transportation Services		712.95		712.95
580 Travel	128.66			128.66
Total Other Purchased Services	\$128.66	\$712.95		\$841.61
600 Supplies				
610 General Supplies	918.13	707.04		1,625.17
Total Supplies	\$918.13	\$707.04		\$1,625.17
Total 1243 Gifted Support	\$126,733.29	\$77,237.74		\$203,971.03

General Fund (10)

1260 Physical Support

300 Purchased Professional and Technical Services

322 Professional Educational Services – lus

330 Other Professional Services

Total Purchased Professional and Technical Services

Total 1260 Physical Support

	<u>Elementary</u>	<u>Secondary</u>	<u>Federal</u>	<u>Total</u>
	981.00	1,907.50		2,888.50
	235,993.71	126,130.68		362,124.39
	\$236,974.71	\$128,038.18		\$365,012.89
	\$236,974.71	\$128,038.18		\$365,012.89

General Fund (10)

1270 Multi-Handicapped Support

	<u>Elementary</u>	<u>Secondary</u>	<u>Federal</u>	<u>Total</u>
100 Personnel Services – Salaries				
100 Personnel Services – Salaries		50,036.42	64,255.62	114,292.04
Total Personnel Services – Salaries		\$50,036.42	\$64,255.62	\$114,292.04
200 Personnel Services – Employee Benefits				
210 Group Insurance – Contracted Provider		29,986.00	7,815.12	37,801.12
220 Social Security Contributions		3,675.20	4,627.97	8,303.17
230 PSERS Retirement Contributions		15,094.40	9,408.74	24,503.14
260 Workers' Compensation		401.72	501.28	903.00
Total Personnel Services – Employee Benefits		\$49,157.32	\$22,353.11	\$71,510.43
300 Purchased Professional and Technical Services				
322 Professional Educational Services – Ius	145,216.99	3,599.93		148,816.92
329 Professional Educational Services – Other	154,168.00	31,559.68		185,727.68
Total Purchased Professional and Technical Services	\$299,384.99	\$35,159.61		\$334,544.60
500 Other Purchased Services				
561 Tuition To Other School Districts Within the State	63,760.84	131,614.55		195,375.39
Total Other Purchased Services	\$63,760.84	\$131,614.55		\$195,375.39
600 Supplies				
610 General Supplies		2,285.50		2,285.50
Total Supplies		\$2,285.50		\$2,285.50
700 Property				
752 Capital Equipment – Original and Additional		367.50		367.50
Total Property		\$367.50		\$367.50
Total 1270 Multi-Handicapped Support	\$363,145.83	\$268,620.90	\$86,608.73	\$718,375.46

General Fund (10)

1280 Early Intervention Support

300 Purchased Professional and Technical Services

322 Professional Educational Services – lus

Total Purchased Professional and Technical Services

Total 1280 Early Intervention Support

	<u>Elementary</u>	<u>Secondary</u>	<u>Federal</u>	<u>Total</u>
	6,145.00			6,145.00
	\$6,145.00			\$6,145.00
	\$6,145.00			\$6,145.00

General Fund (10)

	<u>Elementary</u>	<u>Secondary</u>	<u>Federal</u>	<u>Total</u>
1290 Special Programs - Other Support				
100 Personnel Services – Salaries				
100 Personnel Services – Salaries	21,851.76	4,660.75		26,512.51
Total Personnel Services – Salaries	\$21,851.76	\$4,660.75		\$26,512.51
200 Personnel Services – Employee Benefits				
220 Social Security Contributions	1,606.39	348.44		1,954.83
230 PSERS Retirement Contributions	6,565.92	1,399.64		7,965.56
260 Workers’ Compensation	168.34	37.28		205.62
Total Personnel Services – Employee Benefits	\$8,340.65	\$1,785.36		\$10,126.01
500 Other Purchased Services				
564 Tuition To Career and Technology Centers		51,375.45		51,375.45
567 Tuition To Approved Private Schools (APS) and PA Chartered Schools for the Deaf and Blind		11,412.65		11,412.65
568 Tuition To Private Residential Rehabilitative Institutions (PRRI) [In-State] and Detention Centers		74,204.52		74,204.52
Total Other Purchased Services		\$136,992.62		\$136,992.62
Total 1290 Special Programs - Other Support	\$30,192.41	\$143,438.73		\$173,631.14

General Fund (10)

1300 Vocational Education

	<u>Elementary</u>	<u>Secondary</u>	<u>Federal</u>	<u>Total</u>
100 Personnel Services – Salaries				
100 Personnel Services – Salaries		385,351.20		385,351.20
Total Personnel Services – Salaries		\$385,351.20		\$385,351.20
200 Personnel Services – Employee Benefits				
210 Group Insurance – Contracted Provider		75,672.83		75,672.83
220 Social Security Contributions		28,332.05		28,332.05
230 PSERS Retirement Contributions		115,726.47		115,726.47
260 Workers' Compensation		3,082.76		3,082.76
Total Personnel Services – Employee Benefits		\$222,814.11		\$222,814.11
400 Purchased Property Services				
430 Repairs and Maintenance Services		1,577.80		1,577.80
Total Purchased Property Services		\$1,577.80		\$1,577.80
500 Other Purchased Services				
564 Tuition To Career and Technology Centers		1,016,369.04		1,016,369.04
Total Other Purchased Services		\$1,016,369.04		\$1,016,369.04
600 Supplies				
610 General Supplies		28,366.16		28,366.16
640 Books and Periodicals		992.67		992.67
Total Supplies		\$29,358.83		\$29,358.83
700 Property				
762 Capitalized Equipment - Replacement		1,274.05		1,274.05
Total Property		\$1,274.05		\$1,274.05
800 Other Objects				
830 Interest		216,742.37		216,742.37
Total Other Objects		\$216,742.37		\$216,742.37
Total 1300 Vocational Education		\$1,873,487.40		\$1,873,487.40

General Fund (10)

1400 Other Instructional Programs – Elementary / Secondary

	<u>Elementary</u>	<u>Secondary</u>	<u>Federal</u>	<u>Total</u>
100 Personnel Services – Salaries				
100 Personnel Services – Salaries		26,749.50		26,749.50
Total Personnel Services – Salaries		\$26,749.50		\$26,749.50
200 Personnel Services – Employee Benefits				
220 Social Security Contributions		1,984.15		1,984.15
230 PSERS Retirement Contributions		7,930.66		7,930.66
260 Workers’ Compensation		213.68		213.68
Total Personnel Services – Employee Benefits		\$10,128.49		\$10,128.49
300 Purchased Professional and Technical Services				
329 Professional Educational Services – Other		48,704.00		48,704.00
Total Purchased Professional and Technical Services		\$48,704.00		\$48,704.00
500 Other Purchased Services				
561 Tuition To Other School Districts Within the State		8,763.57		8,763.57
Total Other Purchased Services		\$8,763.57		\$8,763.57
Total 1400 Other Instructional Programs – Elementary / Secondary		\$94,345.56		\$94,345.56

General Fund (10)

1430 Homebound Instruction

100 Personnel Services – Salaries

	<u>Elementary</u>	<u>Secondary</u>	<u>Federal</u>	<u>Total</u>
100 Personnel Services – Salaries		11,458.00		11,458.00
Total Personnel Services – Salaries		\$11,458.00		\$11,458.00

200 Personnel Services – Employee Benefits

220 Social Security Contributions		848.04		848.04
230 PSERS Retirement Contributions		3,440.80		3,440.80
260 Workers’ Compensation		91.35		91.35
Total Personnel Services – Employee Benefits		\$4,380.19		\$4,380.19

300 Purchased Professional and Technical Services

329 Professional Educational Services – Other		3,204.00		3,204.00
Total Purchased Professional and Technical Services		\$3,204.00		\$3,204.00
Total 1430 Homebound Instruction		\$19,042.19		\$19,042.19

General Fund (10)

1440 Alternative Regular Education Programs

Elementary

Secondary

Federal

Total

500 Other Purchased Services

561 Tuition To Other School Districts Within the State

8,763.57

8,763.57

Total Other Purchased Services

\$8,763.57

\$8,763.57

Total 1440 Alternative Regular Education Programs

\$8,763.57

\$8,763.57

General Fund (10)

1441 Adjudicated / Court-Placed Programs

Elementary

Secondary

Federal

Total

500 Other Purchased Services

561 Tuition To Other School Districts Within the State

6,228.96

6,228.96

Total Other Purchased Services

\$6,228.96

\$6,228.96

Total 1441 Adjudicated / Court-Placed Programs

\$6,228.96

\$6,228.96

General Fund (10)

1442 Alternative Education Programs

Elementary

Secondary

Federal

Total

500 Other Purchased Services

561 Tuition To Other School Districts Within the State

2,534.61

2,534.61

Total Other Purchased Services

\$2,534.61

\$2,534.61

Total 1442 Alternative Education Programs

\$2,534.61

\$2,534.61

General Fund (10)

	<u>Elementary</u>	<u>Secondary</u>	<u>Federal</u>	<u>Total</u>
1490 Additional Other Instructional Programs				
100 Personnel Services – Salaries				
100 Personnel Services – Salaries		15,291.50		15,291.50
Total Personnel Services – Salaries		\$15,291.50		\$15,291.50
200 Personnel Services – Employee Benefits				
220 Social Security Contributions		1,136.11		1,136.11
230 PSERS Retirement Contributions		4,489.86		4,489.86
260 Workers’ Compensation		122.33		122.33
Total Personnel Services – Employee Benefits		\$5,748.30		\$5,748.30
300 Purchased Professional and Technical Services				
329 Professional Educational Services – Other		45,500.00		45,500.00
Total Purchased Professional and Technical Services		\$45,500.00		\$45,500.00
Total 1490 Additional Other Instructional Programs		\$66,539.80		\$66,539.80

General Fund (10)

1500 Nonpublic School Programs

300 Purchased Professional and Technical Services

322 Professional Educational Services – lus

Total Purchased Professional and Technical Services

Total 1500 Nonpublic School Programs

Elementary

Secondary

Federal

Total

10,164.00

10,164.00

\$10,164.00

\$10,164.00

\$10,164.00

\$10,164.00

General Fund (10)

1800 Pre-Kindergarten

	<u>Elementary</u>	<u>Secondary</u>	<u>Federal</u>	<u>Total</u>
100 Personnel Services – Salaries				
100 Personnel Services – Salaries				94,169.49
Total Personnel Services – Salaries				\$94,169.49
200 Personnel Services – Employee Benefits				
210 Group Insurance – Contracted Provider				20,159.69
220 Social Security Contributions				6,920.45
230 PSERS Retirement Contributions				27,971.92
260 Workers' Compensation				744.90
Total Personnel Services – Employee Benefits				\$55,796.96
300 Purchased Professional and Technical Services				
329 Professional Educational Services – Other				251.26
Total Purchased Professional and Technical Services				\$251.26
600 Supplies				
610 General Supplies				7,324.72
630 Food				952.90
Total Supplies				\$8,277.62
700 Property				
752 Capital Equipment – Original and Additional				7,735.50
Total Property				\$7,735.50
Total 1800 Pre-Kindergarten				\$166,230.83

General Fund (10)

1801 Pre-K Instruction

Elementary

Secondary

Federal

Total

100 Personnel Services – Salaries

100 Personnel Services – Salaries

93,119.49

Total Personnel Services – Salaries

\$93,119.49

200 Personnel Services – Employee Benefits

210 Group Insurance – Contracted Provider

20,159.69

220 Social Security Contributions

6,920.45

230 PSERS Retirement Contributions

27,971.92

260 Workers' Compensation

744.90

Total Personnel Services – Employee Benefits

\$55,796.96

300 Purchased Professional and Technical Services

329 Professional Educational Services – Other

251.26

Total Purchased Professional and Technical Services

\$251.26

600 Supplies

610 General Supplies

7,310.14

Total Supplies

\$7,310.14

Total 1801 Pre-K Instruction

\$156,477.85

General Fund (10)

1802 Pre-K Administrative Support

Elementary

Secondary

Federal

Total

600 Supplies

610 General Supplies

14.58

Total Supplies

\$14.58

Total 1802 Pre-K Administrative Support

\$14.58

General Fund (10)

1803 Pre-K Operations and Maintenance

Elementary

Secondary

Federal

Total

700 Property

752 Capital Equipment – Original and Additional

7,735.50

Total Property

\$7,735.50

Total 1803 Pre-K Operations and Maintenance

\$7,735.50

LEA : 114063003 Governor Mifflin SD

Printed 10/31/2017 2:04:29 PM

General Fund (10)

1805 Pre-K Food Services

Elementary

Secondary

Federal

Total

600 Supplies

630 Food

952.90

Total Supplies

\$952.90

Total 1805 Pre-K Food Services

\$952.90

General Fund (10)

	<u>Elementary</u>	<u>Secondary</u>	<u>Federal</u>	<u>Total</u>
1806 Pre-K Professional Development				
100 Personnel Services – Salaries				
100 Personnel Services – Salaries				1,050.00
Total Personnel Services – Salaries				\$1,050.00
Total 1806 Pre-K Professional Development				\$1,050.00

General Fund (10)

2000 Support Services

Total

100 Personnel Services – Salaries

100 Personnel Services – Salaries 7,750,286.09

Total Personnel Services – Salaries \$7,750,286.09

200 Personnel Services – Employee Benefits

210 Group Insurance – Contracted Provider 1,583,547.16

220 Social Security Contributions 577,239.09

230 PSERS Retirement Contributions 2,284,039.94

240 Tuition Reimbursement 189,137.65

260 Workers' Compensation 62,136.01

291 Other Retirement Plans 199,803.55

Total Personnel Services – Employee Benefits \$4,895,903.40

300 Purchased Professional and Technical Services

310 Official / Administrative Services 283,625.78

323 Professional Educational Services – Other Educational Agencies 26,320.00

329 Professional Educational Services – Other 25,539.64

330 Other Professional Services 53,558.23

340 Technical Services 121,733.23

Total Purchased Professional and Technical Services \$510,776.88

400 Purchased Property Services

410 Cleaning Services 49,814.58

420 Utility Services 129,276.97

430 Repairs and Maintenance Services 544,016.09

440 Rentals 513,164.24

460 Extermination Services 7,154.00

490 Other Purchased Property Services 4,950.00

Total Purchased Property Services \$1,248,375.88

500 Other Purchased Services

513 Contracted Carriers 2,236,389.24

516 Student Transportation Services From the IU 114,748.57

520 Insurance – General 72,187.00

523 General Property and Liability Insurance 164,700.00

530 Communications 135,264.05

549 Other Advertising/Public Relations 9,790.43

550 Printing and Binding 22,588.56

580 Travel 62,387.20

595 IU Payments By Withholding 55,440.35

Total Other Purchased Services \$2,873,495.40

600 Supplies

610 General Supplies 434,375.15

620 Energy 907,705.25

630 Food 25,733.30

640 Books and Periodicals 63,175.88

650 Supplies & Fees – Technology Related 349,890.91

General Fund (10)

2000 Support Services

Total Supplies	<u>Total</u>
	\$1,780,880.49

700 Property	
752 Capital Equipment – Original and Additional	122,015.11
758 Capitalized Technology Software - Original	8,315.00
762 Capitalized Equipment - Replacement	49,772.45

Total Property	\$180,102.56
-----------------------	---------------------

800 Other Objects	
810 Dues and Fees	28,555.08
890 Miscellaneous Expenditures	16,838.09

Total Other Objects	\$45,393.17
----------------------------	--------------------

Total 2000 Support Services	\$19,285,213.87
------------------------------------	------------------------

General Fund (10)

	<u>Elementary</u>	<u>Secondary</u>	<u>Federal</u>	<u>Total</u>
2100 Support Services – Students				
100 Personnel Services – Salaries				
100 Personnel Services – Salaries	601,952.21	705,817.43		1,307,769.64
Total Personnel Services – Salaries	\$601,952.21	\$705,817.43		\$1,307,769.64
200 Personnel Services – Employee Benefits				
210 Group Insurance – Contracted Provider	102,704.07	122,870.94		225,575.01
220 Social Security Contributions	44,432.30	51,720.92		96,153.22
230 PSERS Retirement Contributions	192,407.52	215,318.14		407,725.66
260 Workers' Compensation	4,813.30	5,645.45		10,458.75
Total Personnel Services – Employee Benefits	\$344,357.19	\$395,555.45		\$739,912.64
300 Purchased Professional and Technical Services				
323 Professional Educational Services – Other Educational Agencies				26,320.00
329 Professional Educational Services – Other	9,831.25	15,708.39		25,539.64
330 Other Professional Services	608.96	775.04		1,384.00
Total Purchased Professional and Technical Services	\$10,440.21	\$16,483.43		\$53,243.64
500 Other Purchased Services				
580 Travel	826.80	12,545.08		13,371.88
Total Other Purchased Services	\$826.80	\$12,545.08		\$13,371.88
600 Supplies				
610 General Supplies	6,097.24	6,286.19		12,383.43
640 Books and Periodicals	310.98	627.00		937.98
Total Supplies	\$6,408.22	\$6,913.19		\$13,321.41
Total 2100 Support Services – Students	\$963,984.63	\$1,137,314.58		\$2,127,619.21

General Fund (10)

	<u>Elementary</u>	<u>Secondary</u>	<u>Federal</u>	<u>Total</u>
2110 Supervision of Student Services				
100 Personnel Services – Salaries				
100 Personnel Services – Salaries	26,695.28	26,695.28		53,390.56
Total Personnel Services – Salaries	\$26,695.28	\$26,695.28		\$53,390.56
200 Personnel Services – Employee Benefits				
210 Group Insurance – Contracted Provider	526.20	526.20		1,052.40
220 Social Security Contributions	1,956.10	1,956.20		3,912.30
230 PSERS Retirement Contributions	8,016.53	8,016.65		16,033.18
260 Workers' Compensation	216.13	216.14		432.27
Total Personnel Services – Employee Benefits	\$10,714.96	\$10,715.19		\$21,430.15
Total 2110 Supervision of Student Services	\$37,410.24	\$37,410.47		\$74,820.71

General Fund (10)

2111 Supervision of Student Services – Head of Component

100 Personnel Services – Salaries

100 Personnel Services – Salaries

Total Personnel Services – Salaries

200 Personnel Services – Employee Benefits

210 Group Insurance – Contracted Provider

220 Social Security Contributions

230 PSERS Retirement Contributions

260 Workers' Compensation

Total Personnel Services – Employee Benefits

Total 2111 Supervision of Student Services – Head of Component

Elementary

Secondary

Federal

Total

26,695.28

26,695.28

53,390.56

\$26,695.28

\$26,695.28

\$53,390.56

526.20

526.20

1,052.40

1,956.10

1,956.20

3,912.30

8,016.53

8,016.65

16,033.18

216.13

216.14

432.27

\$10,714.96

\$10,715.19

\$21,430.15

\$37,410.24

\$37,410.47

\$74,820.71

General Fund (10)

2120 Guidance Services

100 Personnel Services – Salaries

	<u>Elementary</u>	<u>Secondary</u>	<u>Federal</u>	<u>Total</u>
100 Personnel Services – Salaries	356,812.53	551,038.82		907,851.35
Total Personnel Services – Salaries	\$356,812.53	\$551,038.82		\$907,851.35

200 Personnel Services – Employee Benefits

210 Group Insurance – Contracted Provider	78,602.41	99,260.17		177,862.58
220 Social Security Contributions	26,142.92	40,285.31		66,428.23
230 PSERS Retirement Contributions	118,702.45	168,782.85		287,485.30
260 Workers' Compensation	2,860.77	4,414.60		7,275.37
Total Personnel Services – Employee Benefits	\$226,308.55	\$312,742.93		\$539,051.48

600 Supplies

610 General Supplies	(164.54)	554.41		389.87
640 Books and Periodicals	310.98			310.98
Total Supplies	\$146.44	\$554.41		\$700.85
Total 2120 Guidance Services	\$583,267.52	\$864,336.16		\$1,447,603.68

General Fund (10)

	<u>Elementary</u>	<u>Secondary</u>	<u>Federal</u>	<u>Total</u>
2140 Psychological Services				
100 Personnel Services – Salaries				
100 Personnel Services – Salaries	218,444.40	128,083.33		346,527.73
Total Personnel Services – Salaries	\$218,444.40	\$128,083.33		\$346,527.73
200 Personnel Services – Employee Benefits				
210 Group Insurance – Contracted Provider	23,575.46	23,084.57		46,660.03
220 Social Security Contributions	16,333.28	9,479.41		25,812.69
230 PSERS Retirement Contributions	65,688.54	38,518.64		104,207.18
260 Workers' Compensation	1,736.40	1,014.71		2,751.11
Total Personnel Services – Employee Benefits	\$107,333.68	\$72,097.33		\$179,431.01
300 Purchased Professional and Technical Services				
329 Professional Educational Services – Other	9,831.25	15,708.39		25,539.64
330 Other Professional Services	608.96	775.04		1,384.00
Total Purchased Professional and Technical Services	\$10,440.21	\$16,483.43		\$26,923.64
500 Other Purchased Services				
580 Travel	826.80	12,545.08		13,371.88
Total Other Purchased Services	\$826.80	\$12,545.08		\$13,371.88
600 Supplies				
610 General Supplies	6,261.78	5,731.78		11,993.56
640 Books and Periodicals		627.00		627.00
Total Supplies	\$6,261.78	\$6,358.78		\$12,620.56
Total 2140 Psychological Services	\$343,306.87	\$235,567.95		\$578,874.82

General Fund (10)

2160 Social Work Services

Elementary

Secondary

Federal

Total

300 Purchased Professional and Technical Services

323 Professional Educational Services – Other Educational Agencies

26,320.00

Total Purchased Professional and Technical Services

\$26,320.00

Total 2160 Social Work Services

\$26,320.00

General Fund (10)

2200 Support Services – Instructional Staff

	<u>Elementary</u>	<u>Secondary</u>	<u>Federal</u>	<u>Total</u>
100 Personnel Services – Salaries				
100 Personnel Services – Salaries	726,783.21	554,721.72	3,898.76	1,285,403.69
Total Personnel Services – Salaries	\$726,783.21	\$554,721.72	\$3,898.76	\$1,285,403.69
200 Personnel Services – Employee Benefits				
210 Group Insurance – Contracted Provider	136,858.45	109,158.84	3,949.26	249,966.55
220 Social Security Contributions	52,842.47	42,792.43	273.64	95,908.54
230 PSERS Retirement Contributions	208,347.88	171,534.73	1,170.83	381,053.44
240 Tuition Reimbursement	113,019.26	66,376.39		179,395.65
260 Workers' Compensation	5,681.89	4,586.74	31.20	10,299.83
Total Personnel Services – Employee Benefits	\$516,749.95	\$394,449.13	\$5,424.93	\$916,624.01
300 Purchased Professional and Technical Services				
310 Official / Administrative Services	6,701.40	6,438.60		13,140.00
330 Other Professional Services		2,254.57		2,254.57
340 Technical Services	4,360.00			4,360.00
Total Purchased Professional and Technical Services	\$11,061.40	\$8,693.17		\$19,754.57
400 Purchased Property Services				
430 Repairs and Maintenance Services	5,104.00	103,395.42		108,499.42
440 Rentals		495,068.18		495,068.18
Total Purchased Property Services	\$5,104.00	\$598,463.60		\$603,567.60
500 Other Purchased Services				
580 Travel	6,360.19	20,162.79		26,522.98
Total Other Purchased Services	\$6,360.19	\$20,162.79		\$26,522.98
600 Supplies				
610 General Supplies	7,354.81	3,602.93		10,957.74
640 Books and Periodicals	32,524.79	26,462.32		58,987.11
650 Supplies & Fees – Technology Related	46,817.28	295,710.09		342,527.37
Total Supplies	\$86,696.88	\$325,775.34		\$412,472.22
700 Property				
752 Capital Equipment – Original and Additional	106,103.37			106,103.37
758 Capitalized Technology Software - Original	1,198.00	7,117.00		8,315.00
Total Property	\$107,301.37	\$7,117.00		\$114,418.37
800 Other Objects				
810 Dues and Fees	816.45	671.50		1,487.95
Total Other Objects	\$816.45	\$671.50		\$1,487.95
Total 2200 Support Services – Instructional Staff	\$1,460,873.45	\$1,910,054.25	\$9,323.69	\$3,380,251.39

LEA : 114063003 Governor Mifflin SD

Printed 10/31/2017 2:04:35 PM

Page - 10 of 58

General Fund (10)**2240 Computer-Assisted Instruction Support Services**

	<u>Elementary</u>	<u>Secondary</u>	<u>Federal</u>	<u>Total</u>
100 Personnel Services – Salaries				
100 Personnel Services – Salaries	144,171.89	167,942.70		312,114.59
Total Personnel Services – Salaries	\$144,171.89	\$167,942.70		\$312,114.59
200 Personnel Services – Employee Benefits				
210 Group Insurance – Contracted Provider	33,397.03	36,180.11		69,577.14
220 Social Security Contributions	9,440.64	13,955.23		23,395.87
230 PSERS Retirement Contributions	37,454.42	55,381.12		92,835.54
260 Workers' Compensation	1,014.11	1,482.89		2,497.00
Total Personnel Services – Employee Benefits	\$81,306.20	\$106,999.35		\$188,305.55
300 Purchased Professional and Technical Services				
340 Technical Services	4,360.00			4,360.00
Total Purchased Professional and Technical Services	\$4,360.00			\$4,360.00
400 Purchased Property Services				
430 Repairs and Maintenance Services	5,104.00	103,395.42		108,499.42
440 Rentals		495,068.18		495,068.18
Total Purchased Property Services	\$5,104.00	\$598,463.60		\$603,567.60
500 Other Purchased Services				
580 Travel	16.08	1,063.22		1,079.30
Total Other Purchased Services	\$16.08	\$1,063.22		\$1,079.30
600 Supplies				
650 Supplies & Fees – Technology Related	11,208.24	252,187.92		263,396.16
Total Supplies	\$11,208.24	\$252,187.92		\$263,396.16
700 Property				
752 Capital Equipment – Original and Additional	106,103.37			106,103.37
758 Capitalized Technology Software - Original	1,198.00	7,117.00		8,315.00
Total Property	\$107,301.37	\$7,117.00		\$114,418.37
Total 2240 Computer-Assisted Instruction Support Services	\$353,467.78	\$1,133,773.79		\$1,487,241.57

General Fund (10)

	<u>Elementary</u>	<u>Secondary</u>	<u>Federal</u>	<u>Total</u>
2250 School Library Services				
100 Personnel Services – Salaries				
100 Personnel Services – Salaries	399,976.97	182,754.65		582,731.62
Total Personnel Services – Salaries	\$399,976.97	\$182,754.65		\$582,731.62
200 Personnel Services – Employee Benefits				
210 Group Insurance – Contracted Provider	80,424.64	45,835.21		126,259.85
220 Social Security Contributions	29,645.30	13,459.21		43,104.51
230 PSERS Retirement Contributions	116,045.19	54,881.18		170,926.37
260 Workers' Compensation	3,199.83	1,463.56		4,663.39
Total Personnel Services – Employee Benefits	\$229,314.96	\$115,639.16		\$344,954.12
300 Purchased Professional and Technical Services				
330 Other Professional Services		2,254.57		2,254.57
Total Purchased Professional and Technical Services		\$2,254.57		\$2,254.57
600 Supplies				
610 General Supplies	3,711.47	2,288.75		6,000.22
640 Books and Periodicals	32,189.62	26,173.02		58,362.64
Total Supplies	\$35,901.09	\$28,461.77		\$64,362.86
800 Other Objects				
810 Dues and Fees	180.00	60.00		240.00
Total Other Objects	\$180.00	\$60.00		\$240.00
Total 2250 School Library Services	\$665,373.02	\$329,170.15		\$994,543.17

General Fund (10)

2260 Instruction and Curriculum Development Services

	<u>Elementary</u>	<u>Secondary</u>	<u>Federal</u>	<u>Total</u>
100 Personnel Services – Salaries				
100 Personnel Services – Salaries	176,569.10	199,490.62	3,898.76	379,958.48
Total Personnel Services – Salaries	\$176,569.10	\$199,490.62	\$3,898.76	\$379,958.48
200 Personnel Services – Employee Benefits				
210 Group Insurance – Contracted Provider	23,036.78	27,143.52	3,949.26	54,129.56
220 Social Security Contributions	13,303.22	15,039.55	273.64	28,616.41
230 PSERS Retirement Contributions	53,026.91	59,910.96	1,170.83	114,108.70
260 Workers' Compensation	1,420.53	1,604.02	31.20	3,055.75
Total Personnel Services – Employee Benefits	\$90,787.44	\$103,698.05	\$5,424.93	\$199,910.42
300 Purchased Professional and Technical Services				
310 Official / Administrative Services	6,701.40	6,438.60		13,140.00
Total Purchased Professional and Technical Services	\$6,701.40	\$6,438.60		\$13,140.00
500 Other Purchased Services				
580 Travel	1,222.85	1,446.87		2,669.72
Total Other Purchased Services	\$1,222.85	\$1,446.87		\$2,669.72
600 Supplies				
610 General Supplies	3,643.34	1,314.18		4,957.52
640 Books and Periodicals	335.17	289.30		624.47
650 Supplies & Fees – Technology Related	35,609.04	43,522.17		79,131.21
Total Supplies	\$39,587.55	\$45,125.65		\$84,713.20
800 Other Objects				
810 Dues and Fees	636.45	611.50		1,247.95
Total Other Objects	\$636.45	\$611.50		\$1,247.95
Total 2260 Instruction and Curriculum Development Services	\$315,504.79	\$356,811.29	\$9,323.69	\$681,639.77

General Fund (10)

2270 Instructional Staff Professional Development Services	<u>Elementary</u>	<u>Secondary</u>	<u>Federal</u>	<u>Total</u>
100 Personnel Services – Salaries				
100 Personnel Services – Salaries	6,065.25	4,533.75		10,599.00
Total Personnel Services – Salaries	\$6,065.25	\$4,533.75		\$10,599.00
200 Personnel Services – Employee Benefits				
220 Social Security Contributions	453.31	338.44		791.75
230 PSERS Retirement Contributions	1,821.36	1,361.47		3,182.83
240 Tuition Reimbursement	113,019.26	66,376.39		179,395.65
260 Workers' Compensation	47.42	36.27		83.69
Total Personnel Services – Employee Benefits	\$115,341.35	\$68,112.57		\$183,453.92
500 Other Purchased Services				
580 Travel	5,121.26	17,652.70		22,773.96
Total Other Purchased Services	\$5,121.26	\$17,652.70		\$22,773.96
Total 2270 Instructional Staff Professional Development Services	\$126,527.86	\$90,299.02		\$216,826.88

General Fund (10)

	<u>Elementary</u>	<u>Secondary</u>	<u>Federal</u>	<u>Total</u>
2300 Support Services – Administration				
100 Personnel Services – Salaries				
100 Personnel Services – Salaries	731,603.48	734,999.27		1,986,608.60
Total Personnel Services – Salaries	\$731,603.48	\$734,999.27		\$1,986,608.60
200 Personnel Services – Employee Benefits				
210 Group Insurance – Contracted Provider	112,672.87	167,909.55		323,432.86
220 Social Security Contributions	54,512.07	54,659.14		146,754.87
230 PSERS Retirement Contributions	219,588.92	214,336.78		582,667.63
260 Workers' Compensation	5,881.15	5,914.32		15,979.05
291 Other Retirement Plans				97,815.82
Total Personnel Services – Employee Benefits	\$392,655.01	\$442,819.79		\$1,166,650.23
300 Purchased Professional and Technical Services				
310 Official / Administrative Services				241,147.88
330 Other Professional Services				1,500.00
340 Technical Services				12,734.89
Total Purchased Professional and Technical Services				\$255,382.77
500 Other Purchased Services				
520 Insurance – General				72,187.00
530 Communications				61,680.88
549 Other Advertising/Public Relations				9,790.43
580 Travel	1,999.06	997.64		7,069.43
Total Other Purchased Services	\$1,999.06	\$997.64		\$150,727.74
600 Supplies				
610 General Supplies	1,689.35	13,389.70		23,568.27
630 Food	2,163.18	6,850.06		25,733.30
640 Books and Periodicals				3,250.79
Total Supplies	\$3,852.53	\$20,239.76		\$52,552.36
800 Other Objects				
810 Dues and Fees	6,905.74	8,794.66		23,954.18
Total Other Objects	\$6,905.74	\$8,794.66		\$23,954.18
Total 2300 Support Services – Administration	\$1,137,015.82	\$1,207,851.12		\$3,635,875.88

General Fund (10)

2310 Board Services

Elementary

Secondary

Federal

Total

300 Purchased Professional and Technical Services

310 Official / Administrative Services 43,000.00

330 Other Professional Services 1,500.00

Total Purchased Professional and Technical Services \$44,500.00

500 Other Purchased Services

520 Insurance – General 72,187.00

549 Other Advertising/Public Relations 9,790.43

580 Travel 737.80

Total Other Purchased Services \$82,715.23

600 Supplies

610 General Supplies 3,814.29

630 Food 3,802.80

Total Supplies \$7,617.09

Total 2310 Board Services \$134,832.32

General Fund (10)

	<u>Elementary</u>	<u>Secondary</u>	<u>Federal</u>	<u>Total</u>
2330 Tax Assessment and Collection Services				
100 Personnel Services – Salaries				
100 Personnel Services – Salaries				55,317.90
Total Personnel Services – Salaries				\$55,317.90
200 Personnel Services – Employee Benefits				
210 Group Insurance – Contracted Provider				1,637.76
220 Social Security Contributions				4,291.49
230 PSERS Retirement Contributions				8,626.98
260 Workers' Compensation				447.14
Total Personnel Services – Employee Benefits				\$15,003.37
300 Purchased Professional and Technical Services				
310 Official / Administrative Services				(1,550.00)
340 Technical Services				12,734.89
Total Purchased Professional and Technical Services				\$11,184.89
500 Other Purchased Services				
530 Communications				10,419.39
Total Other Purchased Services				\$10,419.39
600 Supplies				
610 General Supplies				187.20
Total Supplies				\$187.20
Total 2330 Tax Assessment and Collection Services				\$92,112.75

General Fund (10)

2350 Legal and Accounting Services

Elementary

Secondary

Federal

Total

300 Purchased Professional and Technical Services

310 Official / Administrative Services

156,715.09

Total Purchased Professional and Technical Services

\$156,715.09

Total 2350 Legal and Accounting Services

\$156,715.09

General Fund (10)

2360 Office of the Superintendent / Executive Director Services

Elementary

Secondary

Federal

Total

100 Personnel Services – Salaries

100 Personnel Services – Salaries

464,687.95

Total Personnel Services – Salaries

\$464,687.95

200 Personnel Services – Employee Benefits

210 Group Insurance – Contracted Provider

41,212.68

220 Social Security Contributions

33,292.17

230 PSERS Retirement Contributions

140,114.95

260 Workers' Compensation

3,736.44

291 Other Retirement Plans

97,815.82

Total Personnel Services – Employee Benefits

\$316,172.06

300 Purchased Professional and Technical Services

310 Official / Administrative Services

42,982.79

Total Purchased Professional and Technical Services

\$42,982.79

500 Other Purchased Services

580 Travel

3,334.93

Total Other Purchased Services

\$3,334.93

600 Supplies

610 General Supplies

4,487.73

630 Food

12,917.26

640 Books and Periodicals

3,250.79

Total Supplies

\$20,655.78

800 Other Objects

810 Dues and Fees

8,253.78

Total Other Objects

\$8,253.78

Total 2360 Office of the Superintendent / Executive Director Services

\$856,087.29

General Fund (10)

2380 Office of the Principal Services

100 Personnel Services – Salaries

	<u>Elementary</u>	<u>Secondary</u>	<u>Federal</u>	<u>Total</u>
100 Personnel Services – Salaries	731,603.48	734,999.27		1,466,602.75
Total Personnel Services – Salaries	\$731,603.48	\$734,999.27		\$1,466,602.75

200 Personnel Services – Employee Benefits

210 Group Insurance – Contracted Provider	112,672.87	167,909.55		280,582.42
220 Social Security Contributions	54,512.07	54,659.14		109,171.21
230 PSERS Retirement Contributions	219,588.92	214,336.78		433,925.70
260 Workers' Compensation	5,881.15	5,914.32		11,795.47
Total Personnel Services – Employee Benefits	\$392,655.01	\$442,819.79		\$835,474.80

500 Other Purchased Services

580 Travel	1,999.06	997.64		2,996.70
Total Other Purchased Services	\$1,999.06	\$997.64		\$2,996.70

600 Supplies

610 General Supplies	1,689.35	13,389.70		15,079.05
630 Food	2,163.18	6,850.06		9,013.24
Total Supplies	\$3,852.53	\$20,239.76		\$24,092.29

800 Other Objects

810 Dues and Fees	6,905.74	8,794.66		15,700.40
Total Other Objects	\$6,905.74	\$8,794.66		\$15,700.40

Total 2380 Office of the Principal Services

	\$1,137,015.82	\$1,207,851.12		\$2,344,866.94
--	-----------------------	-----------------------	--	-----------------------

General Fund (10)

2390 Other Administration Services

Elementary

Secondary

Federal

Total

500 Other Purchased Services

530 Communications

51,261.49

Total Other Purchased Services

\$51,261.49

Total 2390 Other Administration Services

\$51,261.49

General Fund (10)

	<u>Elementary</u>	<u>Secondary</u>	<u>Federal</u>	<u>Total</u>
2400 Support Services – Pupil Health				
100 Personnel Services – Salaries				
100 Personnel Services – Salaries				277,241.65
Total Personnel Services – Salaries				\$277,241.65
200 Personnel Services – Employee Benefits				
210 Group Insurance – Contracted Provider				65,033.41
220 Social Security Contributions				20,561.94
230 PSERS Retirement Contributions				83,232.79
260 Workers' Compensation				2,217.92
Total Personnel Services – Employee Benefits				\$171,046.06
300 Purchased Professional and Technical Services				
310 Official / Administrative Services				3,841.00
330 Other Professional Services				20,874.00
Total Purchased Professional and Technical Services				\$24,715.00
400 Purchased Property Services				
430 Repairs and Maintenance Services				291.00
Total Purchased Property Services				\$291.00
600 Supplies				
610 General Supplies				4,231.49
Total Supplies				\$4,231.49
700 Property				
762 Capitalized Equipment - Replacement				848.98
Total Property				\$848.98
800 Other Objects				
810 Dues and Fees				130.00
Total Other Objects				\$130.00
Total 2400 Support Services – Pupil Health				\$478,504.18

General Fund (10)

2420 Medical Services

Elementary

Secondary

Federal

Total

300 Purchased Professional and Technical Services

310 Official / Administrative Services

3,330.00

Total Purchased Professional and Technical Services

\$3,330.00

Total 2420 Medical Services

\$3,330.00

General Fund (10)

2430 Dental Services

Elementary

Secondary

Federal

Total

300 Purchased Professional and Technical Services

310 Official / Administrative Services

511.00

Total Purchased Professional and Technical Services

\$511.00

Total 2430 Dental Services

\$511.00

General Fund (10)

2440 Nursing Services

Elementary

Secondary

Federal

Total

100 Personnel Services – Salaries

100 Personnel Services – Salaries 277,241.65

Total Personnel Services – Salaries \$277,241.65

200 Personnel Services – Employee Benefits

210 Group Insurance – Contracted Provider 65,033.41

220 Social Security Contributions 20,561.94

230 PSERS Retirement Contributions 83,232.79

260 Workers' Compensation 2,217.92

Total Personnel Services – Employee Benefits \$171,046.06

400 Purchased Property Services

430 Repairs and Maintenance Services 291.00

Total Purchased Property Services \$291.00

600 Supplies

610 General Supplies 4,231.49

Total Supplies \$4,231.49

700 Property

762 Capitalized Equipment - Replacement 848.98

Total Property \$848.98

800 Other Objects

810 Dues and Fees 130.00

Total Other Objects \$130.00

Total 2440 Nursing Services \$453,789.18

General Fund (10)

2450 Nonpublic Health Services

Elementary

Secondary

Federal

Total

300 Purchased Professional and Technical Services

330 Other Professional Services

20,874.00

Total Purchased Professional and Technical Services

\$20,874.00

Total 2450 Nonpublic Health Services

\$20,874.00

General Fund (10)

2500 Support Services – Business

Elementary Secondary Federal Total

100 Personnel Services – Salaries

100 Personnel Services – Salaries 547,610.62

Total Personnel Services – Salaries \$547,610.62

200 Personnel Services – Employee Benefits

210 Group Insurance – Contracted Provider 141,445.28

220 Social Security Contributions 41,079.93

230 PSERS Retirement Contributions 155,144.38

260 Workers' Compensation 4,393.85

291 Other Retirement Plans 101,987.73

Total Personnel Services – Employee Benefits \$444,051.17

300 Purchased Professional and Technical Services

330 Other Professional Services 469.41

340 Technical Services 104,638.34

Total Purchased Professional and Technical Services \$105,107.75

400 Purchased Property Services

430 Repairs and Maintenance Services 48,904.99

440 Rentals 15,086.62

Total Purchased Property Services \$63,991.61

500 Other Purchased Services

550 Printing and Binding 22,588.56

580 Travel 4,011.68

Total Other Purchased Services \$26,600.24

600 Supplies

610 General Supplies 3,484.16

Total Supplies \$3,484.16

700 Property

752 Capital Equipment – Original and Additional 1,815.00

Total Property \$1,815.00

800 Other Objects

810 Dues and Fees 1,075.00

890 Miscellaneous Expenditures 16,738.09

Total Other Objects \$17,813.09

Total 2500 Support Services – Business \$1,210,473.64

General Fund (10)

2510 Fiscal Services

	<u>Elementary</u>	<u>Secondary</u>	<u>Federal</u>	<u>Total</u>
100 Personnel Services – Salaries				
100 Personnel Services – Salaries				375,879.04
Total Personnel Services – Salaries				\$375,879.04
200 Personnel Services – Employee Benefits				
210 Group Insurance – Contracted Provider				77,504.74
220 Social Security Contributions				28,247.86
230 PSERS Retirement Contributions				106,870.61
260 Workers' Compensation				3,019.98
291 Other Retirement Plans				101,987.73
Total Personnel Services – Employee Benefits				\$317,630.92
300 Purchased Professional and Technical Services				
340 Technical Services				30,276.39
Total Purchased Professional and Technical Services				\$30,276.39
400 Purchased Property Services				
430 Repairs and Maintenance Services				48,904.99
440 Rentals				15,086.62
Total Purchased Property Services				\$63,991.61
500 Other Purchased Services				
580 Travel				4,011.68
Total Other Purchased Services				\$4,011.68
600 Supplies				
610 General Supplies				3,484.16
Total Supplies				\$3,484.16
700 Property				
752 Capital Equipment – Original and Additional				1,815.00
Total Property				\$1,815.00
800 Other Objects				
810 Dues and Fees				1,075.00
890 Miscellaneous Expenditures				16,738.09
Total Other Objects				\$17,813.09
Total 2510 Fiscal Services				\$814,901.89

General Fund (10)

2511 Supervision of Fiscal Services - Head of Component

Elementary Secondary Federal Total

100 Personnel Services – Salaries				
100 Personnel Services – Salaries				160,783.89
Total Personnel Services – Salaries				\$160,783.89
200 Personnel Services – Employee Benefits				
210 Group Insurance – Contracted Provider				974.38
220 Social Security Contributions				12,235.81
230 PSERS Retirement Contributions				42,277.40
260 Workers' Compensation				1,290.46
291 Other Retirement Plans				101,987.73
Total Personnel Services – Employee Benefits				\$158,765.78
300 Purchased Professional and Technical Services				
340 Technical Services				30,276.39
Total Purchased Professional and Technical Services				\$30,276.39
400 Purchased Property Services				
430 Repairs and Maintenance Services				48,904.99
440 Rentals				15,086.62
Total Purchased Property Services				\$63,991.61
500 Other Purchased Services				
580 Travel				4,011.68
Total Other Purchased Services				\$4,011.68
600 Supplies				
610 General Supplies				3,484.16
Total Supplies				\$3,484.16
700 Property				
752 Capital Equipment – Original and Additional				1,815.00
Total Property				\$1,815.00
800 Other Objects				
810 Dues and Fees				1,075.00
890 Miscellaneous Expenditures				16,738.09
Total Other Objects				\$17,813.09
Total 2511 Supervision of Fiscal Services - Head of Component				\$440,941.60

General Fund (10)

2513 Receiving and Disbursing Funds Services

Elementary

Secondary

Federal

Total

100 Personnel Services – Salaries

100 Personnel Services – Salaries

79,258.60

Total Personnel Services – Salaries

\$79,258.60

200 Personnel Services – Employee Benefits

210 Group Insurance – Contracted Provider

37,399.82

220 Social Security Contributions

5,745.55

230 PSERS Retirement Contributions

23,952.01

260 Workers' Compensation

634.10

Total Personnel Services – Employee Benefits

\$67,731.48

Total 2513 Receiving and Disbursing Funds Services

\$146,990.08

General Fund (10)

2514 Payroll Services

Elementary

Secondary

Federal

Total

100 Personnel Services – Salaries

100 Personnel Services – Salaries

41,182.34

Total Personnel Services – Salaries

\$41,182.34

200 Personnel Services – Employee Benefits

210 Group Insurance – Contracted Provider

21,432.98

220 Social Security Contributions

3,014.39

230 PSERS Retirement Contributions

12,367.06

260 Workers' Compensation

329.48

Total Personnel Services – Employee Benefits

\$37,143.91

Total 2514 Payroll Services

\$78,326.25

General Fund (10)

	<u>Elementary</u>	<u>Secondary</u>	<u>Federal</u>	<u>Total</u>
2515 Financial Accounting Services				
100 Personnel Services – Salaries				
100 Personnel Services – Salaries				57,108.00
Total Personnel Services – Salaries				\$57,108.00
200 Personnel Services – Employee Benefits				
210 Group Insurance – Contracted Provider				15,984.84
220 Social Security Contributions				4,295.09
230 PSERS Retirement Contributions				17,149.61
260 Workers' Compensation				456.81
Total Personnel Services – Employee Benefits				\$37,886.35
Total 2515 Financial Accounting Services				\$94,994.35

General Fund (10)

2519 Other Fiscal Services

Elementary

Secondary

Federal

Total

100 Personnel Services – Salaries

100 Personnel Services – Salaries

37,546.21

Total Personnel Services – Salaries

\$37,546.21

200 Personnel Services – Employee Benefits

210 Group Insurance – Contracted Provider

1,712.72

220 Social Security Contributions

2,957.02

230 PSERS Retirement Contributions

11,124.53

260 Workers' Compensation

309.13

Total Personnel Services – Employee Benefits

\$16,103.40

Total 2519 Other Fiscal Services

\$53,649.61

General Fund (10)

2530 Warehousing and Distributing Services

Elementary

Secondary

Federal

Total

100 Personnel Services – Salaries

100 Personnel Services – Salaries

90,851.88

Total Personnel Services – Salaries

\$90,851.88

200 Personnel Services – Employee Benefits

210 Group Insurance – Contracted Provider

40,022.62

220 Social Security Contributions

6,753.19

230 PSERS Retirement Contributions

23,985.80

260 Workers' Compensation

726.87

Total Personnel Services – Employee Benefits

\$71,488.48

Total 2530 Warehousing and Distributing Services

\$162,340.36

General Fund (10)

	<u>Elementary</u>	<u>Secondary</u>	<u>Federal</u>	<u>Total</u>
2540 Printing, Publishing and Duplicating Services				
100 Personnel Services – Salaries				
100 Personnel Services – Salaries				80,879.70
Total Personnel Services – Salaries				\$80,879.70
200 Personnel Services – Employee Benefits				
210 Group Insurance – Contracted Provider				23,917.92
220 Social Security Contributions				6,078.88
230 PSERS Retirement Contributions				24,287.97
260 Workers' Compensation				647.00
Total Personnel Services – Employee Benefits				\$54,931.77
300 Purchased Professional and Technical Services				
330 Other Professional Services				469.41
340 Technical Services				74,361.95
Total Purchased Professional and Technical Services				\$74,831.36
500 Other Purchased Services				
550 Printing and Binding				22,588.56
Total Other Purchased Services				\$22,588.56
Total 2540 Printing, Publishing and Duplicating Services				\$233,231.39

General Fund (10)

	<u>Elementary</u>	<u>Secondary</u>	<u>Federal</u>	<u>Total</u>
2600 Operation and Maintenance of Plant Services				
100 Personnel Services – Salaries				
100 Personnel Services – Salaries				2,008,638.65
Total Personnel Services – Salaries				\$2,008,638.65
200 Personnel Services – Employee Benefits				
210 Group Insurance – Contracted Provider				489,352.93
220 Social Security Contributions				151,609.31
230 PSERS Retirement Contributions				573,055.31
260 Workers' Compensation				16,090.62
Total Personnel Services – Employee Benefits				\$1,230,108.17
300 Purchased Professional and Technical Services				
310 Official / Administrative Services				3,601.00
330 Other Professional Services				12,071.25
Total Purchased Professional and Technical Services				\$15,672.25
400 Purchased Property Services				
410 Cleaning Services				49,814.58
420 Utility Services				129,276.97
430 Repairs and Maintenance Services				384,509.68
440 Rentals				3,009.44
460 Extermination Services				7,154.00
490 Other Purchased Property Services				4,950.00
Total Purchased Property Services				\$578,714.67
500 Other Purchased Services				
523 General Property and Liability Insurance				164,700.00
530 Communications				73,583.17
580 Travel				8,683.18
Total Other Purchased Services				\$246,966.35
600 Supplies				
610 General Supplies	194,484.69	176,436.54		370,921.23
620 Energy				907,705.25
650 Supplies & Fees – Technology Related				204.24
Total Supplies	\$194,484.69	\$176,436.54		\$1,278,830.72
700 Property				
752 Capital Equipment – Original and Additional				14,096.74
762 Capitalized Equipment - Replacement				48,923.47
Total Property				\$63,020.21
800 Other Objects				
810 Dues and Fees				255.00
Total Other Objects				\$255.00
Total 2600 Operation and Maintenance of Plant Services	\$194,484.69	\$176,436.54		\$5,422,206.02

General Fund (10)

	<u>Elementary</u>	<u>Secondary</u>	<u>Federal</u>	<u>Total</u>
2610 Supervision of Operation and Maintenance of Plant Services				
100 Personnel Services – Salaries				
100 Personnel Services – Salaries				194,120.61
Total Personnel Services – Salaries				\$194,120.61
200 Personnel Services – Employee Benefits				
210 Group Insurance – Contracted Provider				30,953.66
220 Social Security Contributions				14,221.00
230 PSERS Retirement Contributions				50,009.29
260 Workers' Compensation				1,552.99
Total Personnel Services – Employee Benefits				\$96,736.94
Total 2610 Supervision of Operation and Maintenance of Plant Services				\$290,857.55

General Fund (10)

	<u>Elementary</u>	<u>Secondary</u>	<u>Federal</u>	<u>Total</u>
2611 Supervision of Operation and Maintenance of Plant Services – Head of Component				
100 Personnel Services – Salaries				
100 Personnel Services – Salaries				194,120.61
Total Personnel Services – Salaries				\$194,120.61
200 Personnel Services – Employee Benefits				
210 Group Insurance – Contracted Provider				30,953.66
220 Social Security Contributions				14,221.00
230 PSERS Retirement Contributions				50,009.29
260 Workers' Compensation				1,552.99
Total Personnel Services – Employee Benefits				\$96,736.94
Total 2611 Supervision of Operation and Maintenance of Plant Services – Head of Component				\$290,857.55

General Fund (10)

	<u>Elementary</u>	<u>Secondary</u>	<u>Federal</u>	<u>Total</u>
2620 Operation of Buildings Services				
100 Personnel Services – Salaries				
100 Personnel Services – Salaries				1,710,048.65
Total Personnel Services – Salaries				\$1,710,048.65
200 Personnel Services – Employee Benefits				
210 Group Insurance – Contracted Provider				455,508.21
220 Social Security Contributions				129,253.36
230 PSERS Retirement Contributions				492,447.23
260 Workers' Compensation				13,687.29
Total Personnel Services – Employee Benefits				\$1,090,896.09
300 Purchased Professional and Technical Services				
330 Other Professional Services				12,071.25
Total Purchased Professional and Technical Services				\$12,071.25
400 Purchased Property Services				
410 Cleaning Services				49,814.58
420 Utility Services				129,276.97
430 Repairs and Maintenance Services				243,507.59
440 Rentals				3,009.44
460 Extermination Services				7,154.00
490 Other Purchased Property Services				4,950.00
Total Purchased Property Services				\$437,712.58
500 Other Purchased Services				
523 General Property and Liability Insurance				158,053.00
530 Communications				73,583.17
580 Travel				6,950.94
Total Other Purchased Services				\$238,587.11
600 Supplies				
610 General Supplies	172,441.46	153,290.96		325,732.42
620 Energy				907,705.25
650 Supplies & Fees – Technology Related				204.24
Total Supplies	\$172,441.46	\$153,290.96		\$1,233,641.91
700 Property				
752 Capital Equipment – Original and Additional				2,810.00
762 Capitalized Equipment - Replacement				48,923.47
Total Property				\$51,733.47
800 Other Objects				
810 Dues and Fees				255.00
Total Other Objects				\$255.00
Total 2620 Operation of Buildings Services	\$172,441.46	\$153,290.96		\$4,774,946.06

General Fund (10)

	<u>Elementary</u>	<u>Secondary</u>	<u>Federal</u>	<u>Total</u>
2630 Care and Upkeep of Grounds Services				
400 <u>Purchased Property Services</u>				
430 Repairs and Maintenance Services				115,809.61
Total Purchased Property Services				\$115,809.61
600 <u>Supplies</u>				
610 General Supplies	17,427.35	18,138.68		35,566.03
Total Supplies	\$17,427.35	\$18,138.68		\$35,566.03
Total 2630 Care and Upkeep of Grounds Services	\$17,427.35	\$18,138.68		\$151,375.64

General Fund (10)

	<u>Elementary</u>	<u>Secondary</u>	<u>Federal</u>	<u>Total</u>
2640 Care and Upkeep of Equipment Services				
400 <u>Purchased Property Services</u>				
430 Repairs and Maintenance Services				19,941.16
Total Purchased Property Services				\$19,941.16
Total 2640 Care and Upkeep of Equipment Services				\$19,941.16

General Fund (10)

	<u>Elementary</u>	<u>Secondary</u>	<u>Federal</u>	<u>Total</u>
2650 Vehicle Operation and Maintenance Services (Other Than Student Transportation Vehicles)				
400 <u>Purchased Property Services</u>				
430 Repairs and Maintenance Services				5,251.32
Total Purchased Property Services				\$5,251.32
600 <u>Supplies</u>				
610 General Supplies	4,615.88	4,804.28		9,420.16
Total Supplies	\$4,615.88	\$4,804.28		\$9,420.16
Total 2650 Vehicle Operation and Maintenance Services (Other Than Student Transportation Vehicles)	\$4,615.88	\$4,804.28		\$14,671.48

General Fund (10)

	<u>Elementary</u>	<u>Secondary</u>	<u>Federal</u>	<u>Total</u>
2660 Safety and Security Services				
100 Personnel Services – Salaries				
100 Personnel Services – Salaries				104,469.39
Total Personnel Services – Salaries				\$104,469.39
200 Personnel Services – Employee Benefits				
210 Group Insurance – Contracted Provider				2,891.06
220 Social Security Contributions				8,134.95
230 PSERS Retirement Contributions				30,598.79
260 Workers' Compensation				850.34
Total Personnel Services – Employee Benefits				\$42,475.14
300 Purchased Professional and Technical Services				
310 Official / Administrative Services				3,601.00
Total Purchased Professional and Technical Services				\$3,601.00
500 Other Purchased Services				
523 General Property and Liability Insurance				6,647.00
580 Travel				1,732.24
Total Other Purchased Services				\$8,379.24
600 Supplies				
610 General Supplies		202.62		202.62
Total Supplies		\$202.62		\$202.62
700 Property				
752 Capital Equipment – Original and Additional				11,286.74
Total Property				\$11,286.74
Total 2660 Safety and Security Services		\$202.62		\$170,414.13

General Fund (10)

	<u>Elementary</u>	<u>Secondary</u>	<u>Federal</u>	<u>Total</u>
2700 Student Transportation Services				
500 Other Purchased Services				
513 Contracted Carriers				2,236,389.24
516 Student Transportation Services From the IU				114,748.57
Total Other Purchased Services				\$2,351,137.81
600 Supplies				
610 General Supplies				188.40
Total Supplies				\$188.40
Total 2700 Student Transportation Services				\$2,351,326.21

General Fund (10)

2720 Vehicle Operation Services

Elementary

Secondary

Federal

Total

500 Other Purchased Services

513 Contracted Carriers

1,980,588.19

516 Student Transportation Services From the IU

114,748.57

Total Other Purchased Services

\$2,095,336.76

600 Supplies

610 General Supplies

188.40

Total Supplies

\$188.40

Total 2720 Vehicle Operation Services

\$2,095,525.16

General Fund (10)

2740 Vehicle Servicing and Maintenance Services

Elementary

Secondary

Federal

Total

500 Other Purchased Services

513 Contracted Carriers

159,936.05

Total Other Purchased Services

\$159,936.05

Total 2740 Vehicle Servicing and Maintenance Services

\$159,936.05

General Fund (10)

2750 Nonpublic Transportation

Elementary

Secondary

Federal

Total

500 Other Purchased Services

513 Contracted Carriers

95,865.00

Total Other Purchased Services

\$95,865.00

Total 2750 Nonpublic Transportation

\$95,865.00

General Fund (10)

	<u>Elementary</u>	<u>Secondary</u>	<u>Federal</u>	<u>Total</u>
2800 Support Services – Central				
100 Personnel Services – Salaries				
100 Personnel Services – Salaries				337,013.24
Total Personnel Services – Salaries				\$337,013.24
200 Personnel Services – Employee Benefits				
210 Group Insurance – Contracted Provider				88,741.12
220 Social Security Contributions				25,171.28
230 PSERS Retirement Contributions				101,160.73
240 Tuition Reimbursement				9,742.00
260 Workers' Compensation				2,695.99
Total Personnel Services – Employee Benefits				\$227,511.12
300 Purchased Professional and Technical Services				
310 Official / Administrative Services				21,895.90
330 Other Professional Services				15,005.00
Total Purchased Professional and Technical Services				\$36,900.90
400 Purchased Property Services				
430 Repairs and Maintenance Services				1,811.00
Total Purchased Property Services				\$1,811.00
500 Other Purchased Services				
580 Travel				2,728.05
Total Other Purchased Services				\$2,728.05
600 Supplies				
610 General Supplies				8,640.43
650 Supplies & Fees – Technology Related				7,159.30
Total Supplies				\$15,799.73
800 Other Objects				
810 Dues and Fees				1,652.95
890 Miscellaneous Expenditures				100.00
Total Other Objects				\$1,752.95
Total 2800 Support Services – Central				\$623,516.99

General Fund (10)

2820 Information Services

Elementary

Secondary

Federal

Total

100 Personnel Services – Salaries

100 Personnel Services – Salaries

187,668.00

Total Personnel Services – Salaries

\$187,668.00

200 Personnel Services – Employee Benefits

210 Group Insurance – Contracted Provider

46,650.64

220 Social Security Contributions

14,012.43

230 PSERS Retirement Contributions

56,356.66

260 Workers' Compensation

1,501.38

Total Personnel Services – Employee Benefits

\$118,521.11

500 Other Purchased Services

580 Travel

1,321.28

Total Other Purchased Services

\$1,321.28

600 Supplies

610 General Supplies

2,803.87

Total Supplies

\$2,803.87

Total 2820 Information Services

\$310,314.26

General Fund (10)

2821 Supervision of Information Services

Elementary

Secondary

Federal

Total

100 Personnel Services – Salaries

100 Personnel Services – Salaries

93,423.00

Total Personnel Services – Salaries

\$93,423.00

200 Personnel Services – Employee Benefits

210 Group Insurance – Contracted Provider

23,944.12

220 Social Security Contributions

6,958.21

230 PSERS Retirement Contributions

28,054.92

260 Workers' Compensation

747.37

Total Personnel Services – Employee Benefits

\$59,704.62

500 Other Purchased Services

580 Travel

1,321.28

Total Other Purchased Services

\$1,321.28

Total 2821 Supervision of Information Services

\$154,448.90

General Fund (10)

2823 Public Information Services

Elementary

Secondary

Federal

Total

100 Personnel Services – Salaries

100 Personnel Services – Salaries

94,245.00

Total Personnel Services – Salaries

\$94,245.00

200 Personnel Services – Employee Benefits

210 Group Insurance – Contracted Provider

22,706.52

220 Social Security Contributions

7,054.22

230 PSERS Retirement Contributions

28,301.74

260 Workers' Compensation

754.01

Total Personnel Services – Employee Benefits

\$58,816.49

600 Supplies

610 General Supplies

2,803.87

Total Supplies

\$2,803.87

Total 2823 Public Information Services

\$155,865.36

LEA : 114063003 Governor Mifflin SD

Printed 10/31/2017 2:04:35 PM

Page - 51 of 58

General Fund (10)**2830 Staff Services**ElementarySecondaryFederalTotal**100 Personnel Services – Salaries**

100 Personnel Services – Salaries

149,345.24

Total Personnel Services – Salaries**\$149,345.24****200 Personnel Services – Employee Benefits**

210 Group Insurance – Contracted Provider

42,090.48

220 Social Security Contributions

11,158.85

230 PSERS Retirement Contributions

44,804.07

240 Tuition Reimbursement

9,742.00

260 Workers' Compensation

1,194.61

Total Personnel Services – Employee Benefits**\$108,990.01****300 Purchased Professional and Technical Services**

310 Official / Administrative Services

21,895.90

Total Purchased Professional and Technical Services**\$21,895.90****500 Other Purchased Services**

580 Travel

1,406.77

Total Other Purchased Services**\$1,406.77****600 Supplies**

610 General Supplies

4,654.92

650 Supplies & Fees – Technology Related

7,159.30

Total Supplies**\$11,814.22****800 Other Objects**

810 Dues and Fees

1,652.95

890 Miscellaneous Expenditures

100.00

Total Other Objects**\$1,752.95****Total 2830 Staff Services****\$295,205.09**

General Fund (10)

2831 Supervision of Staff Services

Elementary

Secondary

Federal

Total

100 Personnel Services – Salaries

100 Personnel Services – Salaries

149,345.24

Total Personnel Services – Salaries

\$149,345.24

200 Personnel Services – Employee Benefits

210 Group Insurance – Contracted Provider

42,090.48

220 Social Security Contributions

11,158.85

230 PSERS Retirement Contributions

44,804.07

260 Workers' Compensation

1,194.61

Total Personnel Services – Employee Benefits

\$99,248.01

300 Purchased Professional and Technical Services

310 Official / Administrative Services

21,895.90

Total Purchased Professional and Technical Services

\$21,895.90

500 Other Purchased Services

580 Travel

582.05

Total Other Purchased Services

\$582.05

600 Supplies

610 General Supplies

4,654.92

650 Supplies & Fees – Technology Related

7,159.30

Total Supplies

\$11,814.22

800 Other Objects

810 Dues and Fees

1,652.95

Total Other Objects

\$1,652.95

Total 2831 Supervision of Staff Services

\$284,538.37

General Fund (10)

2832 Recruitment and Placement Services

Elementary

Secondary

Federal

Total

800 Other Objects

890 Miscellaneous Expenditures

100.00

Total Other Objects

\$100.00

Total 2832 Recruitment and Placement Services

\$100.00

General Fund (10)

	<u>Elementary</u>	<u>Secondary</u>	<u>Federal</u>	<u>Total</u>
2834 Staff Development Services – Non-Instructional, Certified Staff Only				
200 Personnel Services – Employee Benefits				
240 Tuition Reimbursement				9,742.00
Total Personnel Services – Employee Benefits				\$9,742.00
Total 2834 Staff Development Services – Non-Instructional, Certified Staff Only				\$9,742.00

General Fund (10)

2836 Staff Development Services – Non-Instructional, Non-Certified Staff Only

Elementary

Secondary

Federal

Total

500 Other Purchased Services

580 Travel

824.72

Total Other Purchased Services

\$824.72

Total 2836 Staff Development Services – Non-Instructional, Non-Certified Staff Only

\$824.72

General Fund (10)

	<u>Elementary</u>	<u>Secondary</u>	<u>Federal</u>	<u>Total</u>
2840 Data Processing Services				
300 <u>Purchased Professional and Technical Services</u>				
330 Other Professional Services				15,005.00
Total Purchased Professional and Technical Services				\$15,005.00
400 <u>Purchased Property Services</u>				
430 Repairs and Maintenance Services				1,811.00
Total Purchased Property Services				\$1,811.00
600 <u>Supplies</u>				
610 General Supplies				1,181.64
Total Supplies				\$1,181.64
Total 2840 Data Processing Services				\$17,997.64

General Fund (10)

2900 Other Support Services

Elementary

Secondary

Federal

Total

500 Other Purchased Services

595 IU Payments By Withholding

55,440.35

Total Other Purchased Services

\$55,440.35

Total 2900 Other Support Services

\$55,440.35

General Fund (10)

2910 Support Services Not Listed Elsewhere In the 2000 Series

Elementary

Secondary

Federal

Total

500 Other Purchased Services

595 IU Payments By Withholding

55,440.35

Total Other Purchased Services

\$55,440.35

Total 2910 Support Services Not Listed Elsewhere In the 2000 Series

\$55,440.35

General Fund (10)

3000 Operation of Non-Instructional Services

Total

100 Personnel Services – Salaries

100 Personnel Services – Salaries 915,980.69

Total Personnel Services – Salaries \$915,980.69

200 Personnel Services – Employee Benefits

210 Group Insurance – Contracted Provider 65,859.63

220 Social Security Contributions 69,947.87

230 PSERS Retirement Contributions 194,402.39

260 Workers’ Compensation 7,261.00

Total Personnel Services – Employee Benefits \$337,470.89

300 Purchased Professional and Technical Services

310 Official / Administrative Services 54,119.84

329 Professional Educational Services – Other 32,116.60

330 Other Professional Services 23,218.41

340 Technical Services 5,000.00

Total Purchased Professional and Technical Services \$114,454.85

400 Purchased Property Services

410 Cleaning Services 2,797.65

Total Purchased Property Services \$2,797.65

500 Other Purchased Services

510 Student Transportation Services 68,296.42

580 Travel 9,671.16

Total Other Purchased Services \$77,967.58

600 Supplies

610 General Supplies 25,458.92

Total Supplies \$25,458.92

700 Property

752 Capital Equipment – Original and Additional 115,719.06

Total Property \$115,719.06

800 Other Objects

810 Dues and Fees 17,043.54

Total Other Objects \$17,043.54

Total 3000 Operation of Non-Instructional Services \$1,606,893.18

General Fund (10)

3200 Student Activities

	<u>Elementary</u>	<u>Secondary</u>	<u>Federal</u>	<u>Total</u>
100 Personnel Services – Salaries				
100 Personnel Services – Salaries				860,312.06
Total Personnel Services – Salaries				\$860,312.06
200 Personnel Services – Employee Benefits				
210 Group Insurance – Contracted Provider				65,859.63
220 Social Security Contributions				64,909.50
230 PSERS Retirement Contributions				185,769.59
260 Workers' Compensation				6,818.19
Total Personnel Services – Employee Benefits				\$323,356.91
300 Purchased Professional and Technical Services				
310 Official / Administrative Services				54,119.84
329 Professional Educational Services – Other				32,116.60
340 Technical Services				5,000.00
Total Purchased Professional and Technical Services				\$91,236.44
400 Purchased Property Services				
410 Cleaning Services				2,797.65
Total Purchased Property Services				\$2,797.65
500 Other Purchased Services				
510 Student Transportation Services				68,296.42
580 Travel				9,671.16
Total Other Purchased Services				\$77,967.58
600 Supplies				
610 General Supplies				25,241.84
Total Supplies				\$25,241.84
700 Property				
752 Capital Equipment – Original and Additional				115,719.06
Total Property				\$115,719.06
800 Other Objects				
810 Dues and Fees				17,043.54
Total Other Objects				\$17,043.54
Total 3200 Student Activities				\$1,513,675.08

General Fund (10)

3300 Community Services

Elementary

Secondary

Federal

Total

100 Personnel Services – Salaries

100 Personnel Services – Salaries

55,668.63

Total Personnel Services – Salaries

\$55,668.63

200 Personnel Services – Employee Benefits

220 Social Security Contributions

5,038.37

230 PSERS Retirement Contributions

8,632.80

260 Workers' Compensation

442.81

Total Personnel Services – Employee Benefits

\$14,113.98

300 Purchased Professional and Technical Services

330 Other Professional Services

23,218.41

Total Purchased Professional and Technical Services

\$23,218.41

600 Supplies

610 General Supplies

217.08

Total Supplies

\$217.08

Total 3300 Community Services

\$93,218.10

General Fund (10)

5000 Other Expenditures and Financing Uses

Total

800 Other Objects

880 Refunds of Prior Years' Receipts

136,288.99

Total Other Objects

\$136,288.99

900 Other Uses of Funds

930 Fund Transfers

4,740,651.48

932 Capital Reserve Fund Transfers Applicable To Fund 32

2,561,843.04

Total Other Uses of Funds

\$7,302,494.52

Total 5000 Other Expenditures and Financing Uses

\$7,438,783.51

General Fund (10)

5100 Debt Service / Other Expenditures and Financing Uses

Elementary

Secondary

Federal

Total

800 Other Objects

880 Refunds of Prior Years' Receipts

136,288.99

Total Other Objects

\$136,288.99

Total 5100 Debt Service / Other Expenditures and Financing Uses

\$136,288.99

General Fund (10)

5130 Refund of Prior Year Revenues / Receipts

Elementary

Secondary

Federal

Total

800 Other Objects

880 Refunds of Prior Years' Receipts

136,288.99

Total Other Objects

\$136,288.99

Total 5130 Refund of Prior Year Revenues / Receipts

\$136,288.99

General Fund (10)

5200 Interfund Transfers – Out

Elementary

Secondary

Federal

Total

900 Other Uses of Funds

930 Fund Transfers

4,740,651.48

932 Capital Reserve Fund Transfers Applicable To Fund 32

2,561,843.04

Total Other Uses of Funds

\$7,302,494.52

Total 5200 Interfund Transfers – Out

\$7,302,494.52

General Fund (10)

5230 Capital Projects Fund Transfers

Elementary

Secondary

Federal

Total

900 Other Uses of Funds

932 Capital Reserve Fund Transfers Applicable To Fund 32

2,561,843.04

Total Other Uses of Funds

\$2,561,843.04

Total 5230 Capital Projects Fund Transfers

\$2,561,843.04

General Fund (10)

5240 Debt Service Fund Transfers

Elementary

Secondary

Federal

Total

900 Other Uses of Funds

930 Fund Transfers

4,739,561.11

Total Other Uses of Funds

\$4,739,561.11

Total 5240 Debt Service Fund Transfers

\$4,739,561.11

General Fund (10)

	<u>Elementary</u>	<u>Secondary</u>	<u>Federal</u>	<u>Total</u>
5250 Enterprise Fund Transfers				
900 Other Uses of Funds				
930 Fund Transfers				1,090.37
Total Other Uses of Funds				\$1,090.37
Total 5250 Enterprise Fund Transfers				\$1,090.37

Capital Reserve Fund - § 1431 (32)

2000 Support Services

Total

400 Purchased Property Services

430 Repairs and Maintenance Services

343,679.25

Total Purchased Property Services

\$343,679.25

700 Property

752 Capital Equipment – Original and Additional

548,215.96

Total Property

\$548,215.96

Total 2000 Support Services

\$891,895.21

Capital Reserve Fund - § 1431 (32)

2600 Operation and Maintenance of Plant Services

Elementary

Secondary

Federal

Total

400 Purchased Property Services

430 Repairs and Maintenance Services

343,679.25

Total Purchased Property Services

\$343,679.25

700 Property

752 Capital Equipment – Original and Additional

548,215.96

Total Property

\$548,215.96

Total 2600 Operation and Maintenance of Plant Services

\$891,895.21

Capital Reserve Fund - § 1431 (32)

2620 Operation of Buildings Services

Elementary

Secondary

Federal

Total

400 Purchased Property Services

430 Repairs and Maintenance Services

343,679.25

Total Purchased Property Services

\$343,679.25

700 Property

752 Capital Equipment – Original and Additional

548,215.96

Total Property

\$548,215.96

Total 2620 Operation of Buildings Services

\$891,895.21

Debt Service Fund (40)

5000 Other Expenditures and Financing Uses

Total

800 Other Objects

830 Interest 1,929,561.11

Total Other Objects \$1,929,561.11

900 Other Uses of Funds

910 Redemption of Principal 2,810,000.00

Total Other Uses of Funds \$2,810,000.00

Total 5000 Other Expenditures and Financing Uses \$4,739,561.11

Debt Service Fund (40)

5100 Debt Service / Other Expenditures and Financing Uses	<u>Elementary</u>	<u>Secondary</u>	<u>Federal</u>	<u>Total</u>
800 <u>Other Objects</u>				
830 Interest				1,929,561.11
Total Other Objects				\$1,929,561.11
900 <u>Other Uses of Funds</u>				
910 Redemption of Principal				2,810,000.00
Total Other Uses of Funds				\$2,810,000.00
Total 5100 Debt Service / Other Expenditures and Financing Uses				\$4,739,561.11

Debt Service Fund (40)

	<u>Elementary</u>	<u>Secondary</u>	<u>Federal</u>	<u>Total</u>
5110 Debt Service				
800 Other Objects				
830 Interest				1,929,561.11
Total Other Objects				\$1,929,561.11
900 Other Uses of Funds				
910 Redemption of Principal				2,810,000.00
Total Other Uses of Funds				\$2,810,000.00
Total 5110 Debt Service				\$4,739,561.11

	<u>General Fund(10)</u>	<u>Public Purpose Trust(27)</u>	<u>Other Compt Approved (28)</u>	<u>Athletic / Activity(29)</u>	<u>Capital Reserve (690, 1850)(31)</u>
1000 Instruction					
1100 Regular Programs - Elementary / Secondary	26,096,605.57				
1200 Special Programs - Elementary / Secondary	11,039,336.86				
1300 Vocational Education	1,873,487.40				
1400 Other Instructional Programs - Elementary / Secondary	94,345.56				
1500 Nonpublic School Programs	10,164.00				
1800 Pre-Kindergarten	166,230.83				
Total Instruction	\$39,280,170.22				
2000 Support Services					
2100 Support Services - Students	2,127,619.21				
2200 Support Services - Instructional Staff	3,380,251.39				
2300 Support Services - Administration	3,635,875.88				
2400 Support Services - Pupil Health	478,504.18				
2500 Support Services - Business	1,210,473.64				
2600 Operation and Maintenance of Plant Services	5,422,206.02				
2700 Student Transportation Services	2,351,326.21				
2800 Support Services - Central	623,516.99				
2900 Other Support Services	55,440.35				
Total Support Services	\$19,285,213.87				
3000 Operation of Non-Instructional Services					
3200 Student Activities	1,513,675.08				
3300 Community Services	93,218.10				
Total Operation of Non-Instructional Services	\$1,606,893.18				
5000 Other Expenditures and Financing Uses					
5100 Debt Service / Other Expenditures and Financing Uses	136,288.99				
5200 Interfund Transfers - Out	7,302,494.52				
Total Other Expenditures and Financing Uses	\$7,438,783.51				
TOTAL ACTUAL EXPENDITURES & OTHER FINANCING USES	\$67,611,060.78				

	<u>Capital Reserve (1431)(32)</u>	<u>Other Capital Projects Fund(39)</u>	<u>Debt Service(40)</u>	<u>Permanent(90)</u>	<u>Total</u>
1000 Instruction					
1100 Regular Programs - Elementary / Secondary					26,096,605.57
1200 Special Programs - Elementary / Secondary					11,039,336.86
1300 Vocational Education					1,873,487.40
1400 Other Instructional Programs - Elementary / Secondary					94,345.56
1500 Nonpublic School Programs					10,164.00
1800 Pre-Kindergarten					166,230.83
Total Instruction					\$39,280,170.22
2000 Support Services					
2100 Support Services - Students					2,127,619.21
2200 Support Services - Instructional Staff					3,380,251.39
2300 Support Services - Administration					3,635,875.88
2400 Support Services - Pupil Health					478,504.18
2500 Support Services - Business					1,210,473.64
2600 Operation and Maintenance of Plant Services	891,895.21				6,314,101.23
2700 Student Transportation Services					2,351,326.21
2800 Support Services - Central					623,516.99
2900 Other Support Services					55,440.35
Total Support Services	\$891,895.21				\$20,177,109.08
3000 Operation of Non-Instructional Services					
3200 Student Activities					1,513,675.08
3300 Community Services					93,218.10
Total Operation of Non-Instructional Services					\$1,606,893.18
5000 Other Expenditures and Financing Uses					
5100 Debt Service / Other Expenditures and Financing Uses			4,739,561.11		4,875,850.10
5200 Interfund Transfers - Out					7,302,494.52
Total Other Expenditures and Financing Uses			\$4,739,561.11		\$12,178,344.62
TOTAL ACTUAL EXPENDITURES & OTHER FINANCING USES	\$891,895.21		\$4,739,561.11		\$73,242,517.10

PSERS Salary Data (Salary Data should relate to the General Fund only)

Amount Description	Amount
Total Salary Base for salaries subject to PSERS withholding	29,335,409.87
Total Federally Funded salaries subject to PSERS withholding	1,203,370.49
	<hr/>

Title I Expenditure Data

Amount Description	Amount
Expenditures Funded with Current Title I Funds	541,551.00
Expenditures Funded with Carry over Title I Funds	
Total Title I Expenditure Data	<hr/> \$541,551.00 <hr/>

Title I ARRA Amount

Amount Description	Amount
Portion of Total Title I Expenditures funded with ARRA Title I	<hr/>

Benefits for Staff Relative to Collective Bargaining Agreements

	OBJECT	COVERED	NOT COVERED	TOTAL
10 General Fund	No Self Insurance data to report			
	211 Medical Insurance	5,254,965.70	39,488.26	5,294,453.96
	212 Dental Insurance	290,748.43	3,263.04	294,011.47
	215 Eye Care Insurance			
	216 Prescription Insurance			
	271 Self-Insurance Medical Benefits			
	272 Self-Insurance Dental Benefits			
	275 Self-Insurance Eye Care Benefits			
	276 Self-Insurance Prescription Benefits			
	FUND TOTAL	\$5,545,714.13	\$42,751.30	\$5,588,465.43
50 Enterprise Fund	No Self Insurance data to report			
	211 Medical Insurance	111,032.66		111,032.66
	212 Dental Insurance	7,339.37		7,339.37
	215 Eye Care Insurance			
	216 Prescription Insurance			
	271 Self-Insurance Medical Benefits			
	272 Self-Insurance Dental Benefits			
	275 Self-Insurance Eye Care Benefits			
	276 Self-Insurance Prescription Benefits			
	FUND TOTAL	\$118,372.03		\$118,372.03
60 Internal Service Fund	No Self Insurance data to report			
	211 Medical Insurance			
	212 Dental Insurance			
	215 Eye Care Insurance			
	216 Prescription Insurance			
	271 Self-Insurance Medical Benefits			
	272 Self-Insurance Dental Benefits			
	275 Self-Insurance Eye Care Benefits			
	276 Self-Insurance Prescription Benefits			
	FUND TOTAL			
Total of All Funds		\$5,664,086.16	\$42,751.30	\$5,706,837.46

LEA : 114063003 Governor Mifflin SD

Printed 10/31/2017 2:05:21 PM

Function	Special Education (Prior Year)	Nonspecial Education (Prior Year)	Total (Prior Year)	Special Education (Current Year)	Nonspecial Education (Current Year)	Total (Current Year)
2120 Guidance Services	270,621.89	1,084,520.28	1,355,142.17	287,494.09	1,160,109.59	1,447,603.68
2140 Psychological Services	510,831.96	90,146.82	600,978.78	470,334.90	83,000.28	553,335.18
2150 Speech Pathology and Audiology Services						
2160 Social Work Services	29,327.50		29,327.50	26,320.00		26,320.00
2260 Instruction and Curriculum Development Services	447,296.53	392,263.13	839,559.66	476,763.55	204,876.22	681,639.77
2350 Legal and Accounting Services	14,979.40	39,732.50	54,711.90	86,856.05	69,859.04	156,715.09
2420 Medical Services	760.86	3,049.14	3,810.00	661.34	2,668.66	3,330.00
2440 Nursing Services	86,989.20	348,610.21	435,599.41	90,122.53	363,666.65	453,789.18
2700 Student Transportation Services	806,901.90	1,507,977.72	2,314,879.62	891,864.40	1,459,461.81	2,351,326.21
Total	\$2,167,709.24	\$3,466,299.80	\$5,634,009.04	\$2,330,416.86	\$3,343,642.25	\$5,674,059.11

(PRINCIPAL AMOUNTS ONLY)

GOVERNMENTAL FUNDS/ ACTIVITIES

	Short-Term Borrowing	General Obligation Bonds/Notes	Authority Building Obligations	Other Long-Term Debt	Other Post-Employment Benefits (OPEB)	Compensated Absences	Net Pension Liability	Total
1. Debt at Beginning of Fiscal Year		63,750,000.00		3,984,377.00	1,065,319.00	653,984.00	93,098,000.00	162,551,680.00
2. Additional Debt Incurred During Year					398,055.00		19,297,000.00	19,695,055.00
3. Retirements and Repayments		2,810,000.00		306,853.00	188,848.00	37,489.00		3,343,190.00
4. Debt at End of Fiscal Year		60,940,000.00		3,677,524.00	1,274,526.00	616,495.00	112,395,000.00	178,903,545.00
5. Accreted Interest at End Of Fiscal Year								
6. Total Debt and Accreted Interest		60,940,000.00		3,677,524.00	1,274,526.00	616,495.00	112,395,000.00	178,903,545.00
7. Current Portion P&I - Due within 1 year		6,130,125.00		306,853.00		62,994.00		6,499,972.00
8. Interest Paid during current fiscal year		1,929,561.11						1,929,561.11

(PRINCIPAL AMOUNTS ONLY)

PROPRIETARY FUNDS

	Short-Term Borrowing	General Obligation Bonds/Notes	Authority Building Obligations	Other Long-Term Debt	Other Post-Employment Benefits (OPEB)	Compensated Absences	Net Pension Liability	Total
1. Debt at Beginning of Fiscal Year							2,499,000.00	2,499,000.00
2. Additional Debt Incurred During Year							434,510.00	434,510.00
3. Retirements and Repayments								
4. Debt at End of Fiscal Year							2,933,510.00	2,933,510.00
5. Accreted Interest at End Of Fiscal Year								
6. Total Debt and Accreted Interest							2,933,510.00	2,933,510.00
7. Current Portion P&I - Due within 1 year								
8. Interest Paid during current fiscal year								

Total Principal and Interest Payments Made by Your School - All Funds

Function	Fund		Principal (910)	Principal (920)	Interest (830)	Total (Principal +Interest)	Misc Other Uses (990)
5110	10	General Fund					
5110	20	Special Revenue Funds					
5110	30	Capital Projects Funds					
5110	40	Debt Service Fund	2,810,000.00		1,929,561.11	4,739,561.11	
5110	90	Permanent Fund					
5120	10	General Fund					
5120	20	Special Revenue Funds					
5120	30	Capital Projects Funds					
5120	40	Debt Service Fund					

Total Debt Payments - Governmental Funds			\$2,810,000.00		\$1,929,561.11	\$4,739,561.11	
---	--	--	-----------------------	--	-----------------------	-----------------------	--

Function	Fund		Principal (910)	Principal (920)	Interest (830)	Total (Principal +Interest)
5110	50	Enterprise Fund				
5110	60	Internal Service Fund				
5120	50	Enterprise Fund				
5120	60	Internal Service Fund				

Total Debt Payments - Proprietary Funds						
--	--	--	--	--	--	--

Debt Details
Governmental Funds/ Activities

Debt Category	Debt Issue Date (MM/YYYY)	Principal Amounts Only			Debt at End of Fiscal Year	Current Portion Due Within One Year (Principal and Interest)	Interest Paid During Fiscal Year
		Debt at Beginning of Fiscal Year	Additions	Reductions / Repayments			
General Obligation Bonds/Notes – CIB	06/2016	10,000,000.00			10,000,000.00	1,269,000.00	146,486.11
General Obligation Bonds/Notes – CIB	04/2015	9,745,000.00		5,000.00	9,740,000.00	375,725.00	215,775.00
General Obligation Bonds/Notes – CIB	04/2012	33,705,000.00		5,000.00	33,700,000.00	1,303,700.00	1,163,800.00
General Obligation Bonds/Notes – CIB	04/2012	6,400,000.00		940,000.00	5,460,000.00	1,039,700.00	208,500.00
General Obligation Bonds/Notes – CIB	11/2006	3,900,000.00		1,860,000.00	2,040,000.00	2,142,000.00	195,000.00
Other Long Term Debt/Liabilities		3,984,377.00		306,853.00	3,677,524.00	306,853.00	
Compensated Absences		653,984.00		37,489.00	616,495.00	62,994.00	
Other Post-Employment Benefits (OPEB)		1,065,319.00	398,055.00	188,848.00	1,274,526.00		
Net Pension Liability		93,098,000.00	19,297,000.00		112,395,000.00		
Totals for Debt Entered:		\$162,551,680.00	\$19,695,055.00	\$3,343,190.00	\$178,903,545.00	\$6,499,972.00	\$1,929,561.11

Bond Details
Proprietary Funds

Debt Category	Debt Issue Date (MM/YYYY)	Principal Amounts Only			Debt at End of Fiscal Year	Current Portion Due Within One Year (Principal and Interest)	Interest Paid During Fiscal Year
		Debt at Beginning of Fiscal Year	Additions	Reductions / Repayments			
Net Pension Liability		2,499,000.00	434,510.00		2,933,510.00		
Totals for Debt Entered:		\$2,499,000.00	\$434,510.00		\$2,933,510.00		

General Fund (10)

Section 1: Tuition/Purchased Services as Reported within Expenditure Detail

	Amount
Tuition Reported in General Fund Expenditures 1000-560	4,030,347.90
Purchased Services in General Fund Expenditures 1000-594 and 1000-597	

Section 1 Total	\$4,030,347.90
------------------------	-----------------------

Section 2: Tuition Paid to Institution Types During Fiscal Year

	Tuition Paid For Nonspecial Education	Tuition Paid For Special Education	Total
1 1306 Institutions			
2 Institutionalized Children's Programs		1,886,672.30	1,886,672.30
3 Juveniles Incarcerated in Adult Facilities			
4 Residential Treatment Facilities			
5 Other Local Education Agencies	59,376.85		59,376.85
6 Brick and Mortar Charter Schools			
7 Cyber Charter Schools	498,212.98	423,960.54	922,173.52
8 Career and Technology Centers	1,016,369.04	51,375.45	1,067,744.49
9 Approved Private Schools		11,412.65	11,412.65
10 PA Chartered Schools for the Deaf and Blind			
11 Private Residential Rehabilitative Institutions		74,204.52	74,204.52
12 Juvenile Detention Centers	8,763.57		8,763.57
13 Special Program Jointures			
14 Other Tuition Not Included Elsewhere In This Section			

Section 2 Total	\$1,582,722.44	\$2,447,625.46	\$4,030,347.90
------------------------	-----------------------	-----------------------	-----------------------

Food Service / Cafeteria Operations Fund (51)

3000 Operation of Non-Instructional Services

Total

100 Personnel Services – Salaries

100 Personnel Services – Salaries 721,488.00

Total Personnel Services – Salaries \$721,488.00

200 Personnel Services – Employee Benefits

210 Group Insurance – Contracted Provider 118,881.63

220 Social Security Contributions 54,480.97

230 PSERS Retirement Contributions 315,434.19

260 Workers’ Compensation 5,760.97

299 All Other Employee Benefits 3,983.06

Total Personnel Services – Employee Benefits \$498,540.82

300 Purchased Professional and Technical Services

300 Purchased Professional and Technical Services 5,365.00

Total Purchased Professional and Technical Services \$5,365.00

400 Purchased Property Services

430 Repairs and Maintenance Services 45,845.00

Total Purchased Property Services \$45,845.00

500 Other Purchased Services

580 Travel 4,255.68

Total Other Purchased Services \$4,255.68

600 Supplies

610 General Supplies 102,076.00

630 Food 1,080,854.00

Total Supplies \$1,182,930.00

700 Property

740 Depreciation 37,095.00

Total Property \$37,095.00

800 Other Objects

810 Dues and Fees 266.95

Total Other Objects \$266.95

Total 3000 Operation of Non-Instructional Services \$2,495,786.45

Food Service / Cafeteria Operations Fund (51)

	<u>Elementary</u>	<u>Secondary</u>	<u>Federal</u>	<u>Total</u>
3100 Food Services				
100 Personnel Services – Salaries				
100 Personnel Services – Salaries				721,488.00
Total Personnel Services – Salaries				\$721,488.00
200 Personnel Services – Employee Benefits				
210 Group Insurance – Contracted Provider				118,881.63
220 Social Security Contributions				54,480.97
230 PSERS Retirement Contributions				315,434.19
260 Workers' Compensation				5,760.97
299 All Other Employee Benefits				3,983.06
Total Personnel Services – Employee Benefits				\$498,540.82
300 Purchased Professional and Technical Services				
300 Purchased Professional and Technical Services				5,365.00
Total Purchased Professional and Technical Services				\$5,365.00
400 Purchased Property Services				
430 Repairs and Maintenance Services				45,845.00
Total Purchased Property Services				\$45,845.00
500 Other Purchased Services				
580 Travel				4,255.68
Total Other Purchased Services				\$4,255.68
600 Supplies				
610 General Supplies				102,076.00
630 Food				1,080,854.00
Total Supplies				\$1,182,930.00
700 Property				
740 Depreciation				37,095.00
Total Property				\$37,095.00
800 Other Objects				
810 Dues and Fees				266.95
Total Other Objects				\$266.95
Total 3100 Food Services				\$2,495,786.45

Food Service / Cafeteria Operations Fund (51)

5000 Other Expenditures and Financing Uses

Total

900 Other Uses of Funds

939 Other Fund Transfers

25,000.00

Total Other Uses of Funds

\$25,000.00

Total 5000 Other Expenditures and Financing Uses

\$25,000.00

Food Service / Cafeteria Operations Fund (51)

	<u>Elementary</u>	<u>Secondary</u>	<u>Federal</u>	<u>Total</u>
5200 Interfund Transfers – Out				
900 <u>Other Uses of Funds</u>				
939 Other Fund Transfers				25,000.00
Total Other Uses of Funds				\$25,000.00
Total 5200 Interfund Transfers – Out				\$25,000.00

Food Service / Cafeteria Operations Fund (51)

	<u>Elementary</u>	<u>Secondary</u>	<u>Federal</u>	<u>Total</u>
5210 General Fund Transfers				
900 Other Uses of Funds				
939 Other Fund Transfers				25,000.00
Total Other Uses of Funds				\$25,000.00
Total 5210 General Fund Transfers				\$25,000.00

	<u>Food Service(51)</u>	<u>Child Care Operations(52)</u>	<u>Other Enterprise(58)</u>	<u>Internal Service(60)</u>	<u>Total</u>
3000 <u>Operation of Non-Instructional Services</u>					
3100 Food Services	2,495,786.45				2,495,786.45
Total Operation of Non-Instructional Services	\$2,495,786.45				\$2,495,786.45
5000 <u>Other Expenditures and Financing Uses</u>					
5200 Interfund Transfers - Out		25,000.00			25,000.00
Total Other Expenditures and Financing Uses	\$25,000.00				\$25,000.00
TOTAL ACTUAL EXPENDITURES & OTHER FINANCING USES	\$2,520,786.45				\$2,520,786.45