













**SLED Day #1**

<p style="text-align: center;"><b>Math Whizz</b></p> <p>Complete 1 lesson with assessments (1 Progression). Assessments are on the blue screen on Math Whizz.</p> <p>Math Whizz Website: <a href="http://www.whizz.com">www.whizz.com</a></p> 	<p style="text-align: center;"><b>Lexia or Reading Plus</b></p> <p>Complete 4 units on Lexia or 1 combo on Reading Plus.</p>  <p>Lexia website: <a href="http://www.lexiacore5.com/">http://www.lexiacore5.com/</a> Reading Plus: <a href="https://student.readingplus.com">https://student.readingplus.com</a></p>	<p style="text-align: center;"><b>Math</b></p> <p style="text-align: center;"><u>Constructed Response: Model Multiplication</u></p> <p>Directions: Answer the following question on a separate sheet of paper. Answer the question in a complete sentence, show your work by drawing and array or skip counting, and explain how you found your answer.</p> <p><b>At the farmers' market, 7 people visit Sarah. She sells 6 yams to each person. How many yams does she sell in all?</b></p>	<p style="text-align: center;"><b>Reflex Math</b></p> <p>Work on improving your multiplication and division fluency by filling in your green dot on Reflex Math.</p> 
<p style="text-align: center;"><b>Leader in Me</b> <u>Daily Schedule</u></p> <p>Keep a journal of today's snow day schedule. Record the time you woke up and every activity until dinner.</p> <p>On a separate piece of paper write a paragraph describing the ways you used the seven habits today.</p>	<p style="text-align: center;"><b>Writing/Spelling</b></p> <p>Choose a career that you would like to have in the future. Make a list of proactive duties that you would need to be successful in this career. You must list at least 5 duties.</p> <p>Short spelling words by pattern and write each spelling word in a complete sentence.</p>	<p style="text-align: center;"><b>Special Class</b></p> <p style="text-align: center;"><b>Lines can be bent into curves and broken into angles. In this way lines can create an infinite number of configurations.</b></p> <ol style="list-style-type: none"> <li>1. <b>Fold a white piece a paper into 4 boxes.</b></li> <li>2. <b>Draw different shaped lines in each box: zigzag, wavy looped, curly, scalloped.</b></li> <li>3. <b>Color each box different colors.</b></li> </ol> 	<p style="text-align: center;"><b>Spelling</b></p> <p>Sort each spelling word by spelling pattern and write each spelling word in a complete sentence.</p>





**SLED Day #2**

<p><b>Math Whizz</b></p> <p>Complete 1 lesson with assessments(1 Progression). Assessments are on the blue screen on Math Whizz.</p> <p>Math Whizz Website: <a href="http://www.whizz.com">www.whizz.com</a></p> 	<p><b>Lexia or Reading Plus</b></p> <p>Complete 4 units on Lexia or 1 combo on Reading Plus.</p>  <p>Lexia website: <a href="http://www.lexiacore5.com/">http://www.lexiacore5.com/</a> Reading Plus: <a href="https://student.readingplus.com">https://student.readingplus.com</a></p>	<p><b>Math</b></p> <p>Pretend you have \$20.00 to spend at the grocery. Make a list of 5-7 items including the price of the items.</p> <p>Answer the following questions:</p> <p>What will be the total cost of your items? How much change will you get back?</p> <p>REMEMBER, your items must total less than \$20.00. You have a budget!</p>	<p><b>Leader in Me</b> <u>Making Good Choices</u></p> <p>WORK: Read the following paragraph about Sam. Make a list of chores on a sheet of paper that you would have to do if you were Sam. Did Sam put first things first? Write a paragraph explaining how Sam did or didn't put first things first. <b>Minimum of 4 sentences.</b></p> <p><i>Sam was invited to a birthday party at Ralphies on Friday. In order to attend, his mother told him he must complete all of his chores. All week long, Sam decided to play video games instead of working on his chores. When Friday came, Sam had not completed his chores.</i></p>
<p><b>Leader in Me</b> <u>Making Good Choices</u></p> <p>WORK: Read the following paragraph about Sam. Make a list of chores on a sheet of paper that you would have to do if you were Sam. Did Sam put first things first? Explain your answer.</p> <p><i>Sam was invited to a birthday party at Ralphies on Friday. In order to attend, his mother told him he must complete all of his chores. All week long, Sam decided to play video games instead of working on his chores. When Friday came, Sam had not completed his chores.</i></p>	<p><b>Writing/Art</b></p> <p>You will need a piece of blank or lined paper or you can use construction paper. On one side, draw a picture of what you will look like in one year and write a paragraph describing your accomplishments. On the other side, draw a picture of what you predict you will look like in 30 years. Then write a story including the answers of these questions.</p> <ul style="list-style-type: none"> <li>• What will your job be in 30 years? • Describe your job. • Where will you work at? • What steps will you take to qualify for your job? REMEMBER: A STORY HAS A BEGINNING, MIDDLE AND AN END. Finally, using the answers from the questions above, draw "your future" so you can "begin with the end in mind"</li> </ul>	<p><b>Special Class</b> Paper (blank or lined), Pencils, &amp; Crayons or coloring pencils</p> <ol style="list-style-type: none"> <li>1. Draw diagonal lines across your paper from corner to corner.</li> <li>2. Draw a vertical line down the center of the paper.</li> <li>3. Draw a horizontal line across the center of the paper. * You should have a series of triangles.</li> <li>4. Draw lines (curved or straight) about ½ inch apart, between the triangles formed by the lines previously drawn. If you draw curved lines alternate the direction within each triangle.</li> <li>5. Select 2 colors.</li> <li>6. Color in one small triangle. Going outward color the next section with the other color. Alternate colors until you have finished.</li> <li>7. Next section do the same thing but start with opposite color.</li> </ol> 	<p><b>Reflex Math</b></p> <p>Work on improving your multiplication and division fluency by filling in your green dot on Reflex Math.</p> 

**SLED Day #3**

<p style="text-align: center;"><b>Math Whizz</b></p> <p>Complete 1 lesson with assessments (1 Progressions). Assessments are on the blue screen on Math Whizz.</p> <p>Math Whizz Website: <a href="http://www.whizz.com">www.whizz.com</a></p> 	<p style="text-align: center;"><b>Lexia or Reading Plus</b></p> <p>Complete 4 units on Lexia or 1 combo on Reading Plus.</p>  <p>Lexia website: <a href="http://www.lexiacore5.com/">http://www.lexiacore5.com/</a> Reading Plus: <a href="https://student.readingplus.com">https://student.readingplus.com</a></p>	<p style="text-align: center;"><b>Math</b></p> <p style="text-align: center;"><b>Flashcards FUN</b></p> <p><b>WORK:</b> Create multiplication flash cards for facts that you haven't mastered. Index cards or post-its work great!</p> <p><b>THEN PLAY:</b> Set up a pretend classroom with your toys or stuffed animals and pretend you are the teacher. Hold up each flashcard to your class and say the product as quickly as possible. *Turn the flashcards into the teacher the next school day.</p> <p><b>Extension:</b> Would you be interested in becoming a teacher when you grow up? Why or why not? What would you do differently or the same as Ms. Kacey? Would you want to teach Math? (Write your answer on a sheet of paper to turn in to your teacher.)</p>	<p style="text-align: center;"><b>Leader in Me</b></p> <p style="text-align: center;"><u>Stomp Out Bullying</u></p> <p>Create a poster to be displayed in your school to prevent bullying. Use a catchy heading such as "Stomp Out Bullying." On the back of the poster <b>make a list of 10</b> things you could do to help someone who is being bullied.</p>
<p style="text-align: center;"><b>Leader in Me</b></p> <p style="text-align: center;"><u>Stomp Out Bullying</u></p> <p>Create a poster to be displayed in your school to prevent bullying. Use a catchy heading such as "Stomp out bullying." On the back of the poster make a list of 10 things you could do to help someone who is being bullied.</p>	<p style="text-align: center;"><b>Writing</b></p> <p><b>WORK:</b> Create a short story about what you see out your window. Use nouns and adjectives to describe what you see. Make sure your story has a beginning, middle, and end.</p> <p><b>THEN PLAY:</b> Draw a picture to illustrate your story.</p>	<p style="text-align: center;"><b>Special Class</b></p> <p style="text-align: center;"><u>Positive/Negative Space</u></p> <p><b>Paper (any color) Stencils (you can make your own) Pencil Crayons or coloring pencils</b></p> <ol style="list-style-type: none"> <li><b>If you do not have a stencil (pattern) you can make your own. Paper will work but index cards or cardboard will work better.</b></li> <li><b>Randomly place the stencil on the paper and trace with a pencil. You can do some overlapping.</b></li> <li><b>Outline the shapes you have drawn with crayons or coloring pencil. Pick a few of the shapes to completely color in.</b></li> </ol> 	<p style="text-align: center;"><b>Reflex Math</b></p> <p>Work on improving your multiplication and division fluency by filling in your green dot on Reflex Math.</p> 

**SLED Day #4**

<p style="text-align: center;"><b>Math Whizz</b></p> <p>Complete 2 lessons with assessments (2 Progressions). Assessments are on the blue screen on Math Whizz.</p> <p>Math Whizz Website: <a href="http://www.whizz.com">www.whizz.com</a></p> 	<p style="text-align: center;"><b>Lexia or Reading Plus</b></p> <p>Complete 4 units on Lexia or 1 combo on Reading Plus.</p>  <p>Lexia website: <a href="http://www.lexiacore5.com/">http://www.lexiacore5.com/</a></p> <p>Reading Plus: <a href="https://student.readingplus.com">https://student.readingplus.com</a></p>	<p style="text-align: center;"><b>Math</b></p> <p style="text-align: center;"><u>Constructed Response: Model Division</u></p> <p>Directions: Answer the following question on a separate sheet of paper. Answer the question in a complete sentence, show your work by drawing and explain how you found your answer.</p> <p><b>Penny has 42 beets to sell. She puts 7 beets in each basket. How many baskets of beets does Penny have to sell?</b></p>	<p style="text-align: center;"><b>Spelling</b></p> <p>Rainbow write or write each spelling work 3 times each.</p> <p>Write a short story using at least 10 spelling words. Make sure that your story has a title, beginning, middle, and end.</p> <p>Remember a good paragraph must contain 4-5 sentences.</p>
<p style="text-align: center;"><b>Leader in Me</b></p> <p style="text-align: center;"><u>Community Helpers</u></p> <p>Choose your favorite community helper from the list below. Write a paragraph on a sheet of paper about how that person is a leader in the community. Draw a picture of the community helper of your choice.</p> <p><i>Police Officer</i> <i>Mail Carrier</i> <i>Firefighter</i> <i>Construction Worker</i> <i>Doctor</i> <i>Garbage Collector</i></p>	<p style="text-align: center;"><b>Writing/Spelling</b></p> <p>Think of a time when you disagreed with a friend or family member.</p> <p>Explain how the situation was misunderstood by one or both people.</p> <p>Write a paragraph on a separate sheet of paper describing what you learned from this situation. Remember to indent and to use details in your paragraph.</p>	<p style="text-align: center;"><b>Special Class</b></p> <p style="text-align: center;"><u>Surreal Collages</u></p> <p><b>Materials:</b> old calendars, magazines, glue/tape, scissors <b>Vocabulary:</b> <u>Levitation</u>- making things float that doesn't float <u>Dislocation</u>- putting things where they don't belong <b>Directions:</b> 1. Choose a background page. You can use an old calendar page or a page from a magazine. 2. Select some pictures from magazine and cut out carefully and neatly. 3. Place objects on your background page. When you have the pieces placed where you want them glue them to the page.</p> 	<p style="text-align: center;"><b>Reflex Math</b></p> <p>Work on improving your multiplication and division fluency by filling in your green dot on Reflex Math.</p> 



**SLED Day #5**

**Math Whizz**

Complete 2 lessons with assessments (2 Progressions). Assessments are on the blue screen on Math Whizz.

Math Whizz Website:  
[www.whizz.com](http://www.whizz.com)



**Lexia or Reading Plus**

Complete 4 units on Lexia or 1 combo on Reading Plus.



Lexia website:  
<http://www.lexiacore5.com/>  
Reading Plus:  
<https://student.readingplus.com>

**Math**


On a separate sheet of notebook paper create a **bar graph** to represent the data in the table. Include title and labels. Create and solve five questions related to the data of the bar graph.

Students Favorite Rides

Merry-go-round	1.0
Ferris Wheel	1.4
Roller Coaster	2.0
Scrambler	1.5
Fun House	8

**Social Studies**

Draw the United States Flag. Make sure you have 13 stripes and 50 stars. Write a paragraph with at least 5 sentences about the flag. Use the correct colors of our flag.



**Leader in Me**  
**Be a Drug Free Leader**  
**Drug Free Song**

Use a familiar tune to a nursery rhyme such as Old MacDonald and write a song about being drug free. It must have at least three stanzas. When you have it completed, practice singing the tune to someone in your household. Turn in the words to your song to your teacher.

**Writing/Spelling**

Pretend you are an author, and you have just written your first book. Create a book cover for your book. Include the title and pictures. On the back, include the setting, characters, and a summary of the book.

**Special Class Japanese Notan Designs**

**Materials:** piece of dark paper, piece of light paper pencil scissors glue  
**Instructions** 1. Fold the white paper long ways (hotdog) then short ways (hamburger). Open-should be divided into 4 sections. 2. Cut the paper on the folds (use only 2) 3. Draw a design starting on the right side & ending on the right side of a white piece. 4. Repeat this on another of the white papers but this time start on the left side & end on the left side. 5. Carefully cut on the pencil line. Put the outside of the white paper at the top left hand corner of the black paper. Take the piece you cut out and place it opposite of the piece you just put down so it looks symmetrical. 6. Now you may glue the pieces down.







**Reflex Math**





Work on improving your multiplication and division fluency by filling in your green dot on Reflex Math.







### Sled Day #6

<p><b>Math Whizz</b></p> <p>Complete 2 lessons with assessments (2 Progressions). Assessments are on the blue screen on Math Whizz.</p> <p>Math Whizz Website: <a href="http://www.whizz.com">www.whizz.com</a></p> 	<p><b>Lexia or Reading Plus</b></p> <p>Complete 4 units on Lexia or 1 combo on Reading Plus.</p>  <p>Lexia website: <a href="http://www.lexiacore5.com/">http://www.lexiacore5.com/</a> Reading Plus: <a href="https://student.readingplus.com">https://student.readingplus.com</a></p>	<p><b>Math</b></p> <p><b>CARD GAMES</b></p> <p>You can play this game with a partner or alone. You will need a deck of cards. Each player will take a card from the deck and write the number from the card onto a sheet of paper. On the player's next turn he/she will take another card and add the card (number) to their total. For example, if your first card is a 6, then your next card is a 5; you will add those two numbers together. So far your answer is 11. Continue until the first player reaches 100. That player is the winner. (Face cards (King, Queen and Jack) are worth 10 points and number cards are worth whatever that number is on the card. Aces can be high 11 points or low 1 point.) Turn in the sheet where you wrote down your numbers/problems Extension: Practice two digit addition and subtraction using the cards as well.</p>	<p><b>Special Class / Math</b></p> <p>Draw a detailed picture of your family members that lived in your house. Identify things in your picture that are equal groups (eyes, ears, fingers, toes, arms, legs, etc.) Write 5 multiplication equations from your pictures. <b>Write 5 sentences to describe your multiplication sentences and explain the strategy you could use to solve the equation.</b></p> <p>Example: 8 family members with 2 eyes each equals 16 eyes <math>8 \times 2 = 16</math>)</p>
<p><b>Leader in Me</b></p> <p><b><u>Sharpen the Saw</u></b></p> <p>On this snowday, draw a picture illustrating how you sharpen your saw. Be sure to be detailed with your drawing.</p>	<p><b>Writing/Spelling</b></p> <p>Write a paragraph using complete sentences.</p> <p>Would you rather live in the mountains, on a beach, or on the moon? Why?</p>	<p><b>Special Class</b></p> <p><b><u>Story Quilts</u></b></p> <p><b>Materials:</b> White paper, pencil, &amp; crayons <b>Instructions:</b> 1. Draw a border around the outside of the paper. 2. Inside the border, illustrate a picture in the center of the paper telling a story about yourself. 3. Color the picture 4. Use a dark marker/crayon to make the stitching around the border, so it looks like thread.</p> 	<p><b>Reflex Math</b></p> <p>Work on improving your multiplication and division fluency by filling in your green dot on Reflex Math.</p> 

**SLED Day #7**



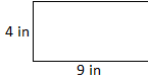
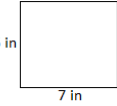



<p style="text-align: center;"><b>Math Whizz</b></p> <p>Complete 2 lessons with assessments (2 Progressions). Assessments are on the blue screen on Math Whizz.</p> <p>Math Whizz Website: <a href="http://www.whizz.com">www.whizz.com</a></p> 	<p style="text-align: center;"><b>Lexia or Reading Plus</b></p> <p>Complete 4 units on Lexia or 1 combo on Reading Plus.</p>  <p>Lexia website: <a href="http://www.lexiacore5.com/">http://www.lexiacore5.com/</a> Reading Plus: <a href="https://student.readingplus.com">https://student.readingplus.com</a></p>	<p style="text-align: center;"><b>Math</b></p> <p style="text-align: center;"><u>Daily Schedule</u></p> <p>Keep a journal of today's snow day schedule. Record the TIME you woke up and every activity until dinner. Record the times on the attached sheet. Find the elapsed time between your start time and end time on each task/activity using a number line.</p>	<p style="text-align: center;"><b>Special Class / Math</b></p> <p>Draw a detailed picture of your family members that lived in your house. Identify things in your picture that are equal groups (eyes, ears, fingers, toes, arms, legs, etc.) Write 5 multiplication equations from your pictures. <b>Write 5 sentences to describe your multiplication sentences and explain the strategy you could use to solve the equation.</b></p> <p>Example: 8 family members with 2 eyes each equals 16 eyes <math>8 \times 2 = 16</math></p>
<p style="text-align: center;"><b>Leader in Me</b></p> <p style="text-align: center;"><u>First things First</u></p> <p>Draw a picture of an example of how you put first things first. After you have completed your drawing, color your picture.</p>	<p style="text-align: center;"><b>Writing/Spelling</b></p> <p>An opinion is what someone thinks, feels, or believes. When you write something that states your opinion, you need to support it with facts, reasons, and details.</p> <p>List 5 opinions and 5 facts. Explain how you distinguish between a fact and an opinion.</p>	<p style="text-align: center;"><b>Special Class</b></p> <p style="text-align: center;"><u>Musician Collages</u></p> <p><b>Materials:</b> scrap of any colored paper, white sheet of paper, scissors, glue/tape, pencil/crayon (can use magazines for pictures)</p> <p><b>Directions:</b> 1. Using the scraps of paper, students cut out shapes to make a musician. They should use squares, circles, and rectangles to arrange and create the musician's body, face, outfit, etc. 2. Create the person an instrument of your choice. 3. Use a pencil/crayon to add names, notes, etc.</p> 	<p style="text-align: center;"><b>Reflex Math</b></p> <p>Work on improving your multiplication and division fluency by filling in your green dot on Reflex Math.</p> 

**SLED Day #8**





<p style="text-align: center;"><b>Math Whizz</b></p> <p>Complete 2 lessons with assessments (2 Progressions). Assessments are on the blue screen on Math Whizz.</p> <p>Math Whizz Website: <a href="http://www.whizz.com">www.whizz.com</a></p> 	<p style="text-align: center;"><b>Lexia or Reading Plus</b></p> <p>Complete 4 units on Lexia or 1 combo on Reading Plus.</p>  <p>Lexia website: <a href="http://www.lexiacore5.com/">http://www.lexiacore5.com/</a> Reading Plus: <a href="https://student.readingplus.com">https://student.readingplus.com</a></p>	<p style="text-align: center;"><b>Math</b></p> <p>Use a blank sheet of paper to practice rounding the following five numbers to the nearest 10 and 100. Draw a vertical number line to help you round.</p> <ol style="list-style-type: none"> <li>1. 185</li> <li>2. 234</li> <li>3. 558</li> <li>4. 926</li> <li>5. 847</li> </ol> <p>Create your own five different 3 digit numbers that your parents/teacher can round to the nearest 10 and 100. Remember all teachers need an answer key. Extension: Create a video where you are the teacher explaining place value and how to round.</p>	<p style="text-align: center;"><b>Leader in Me</b></p> <p style="text-align: center;"><u><b>Win-Win Situations</b></u> <u><b>Think Win-Win</b></u></p> <p>On a separate sheet of paper, draw your own win-win situation. On the back of the paper, write a paragraph explaining why your drawing is a win-win situation. Your paragraph must be 5 sentences long.</p>
<p style="text-align: center;"><b>Leader in Me</b></p> <p style="text-align: center;"><u><b>I Have Been...</b></u></p> <p>Write a paragraph to your friend describing ways you have been proactive today. Be sure to use complete sentences and the paragraph must be at least 5 sentences long.</p>	<p style="text-align: center;"><b>Writing/Spelling</b></p> <p>Create your own play about a snow day.</p> <p>Include the elements of a play.</p> <ul style="list-style-type: none"> <li>• Narrator</li> <li>• Character</li> <li>• Setting</li> <li>• Dialogue (what the characters say to each other)</li> </ul>	<p style="text-align: center;"><b>Special Class</b></p> <p style="text-align: center;"><u><b>Shape Rubbing</b></u></p> <p><b>Materials:</b> white paper, crayons, shapes <b>Directions:</b> <b>1.</b> Collect 8 different small items (leaf, coin, legos, comb) <b>2.</b> Lay object under paper and color over it. <b>3.</b> Repeat with the other objects but use different colors.</p> 	<p style="text-align: center;"><b>Reflex Math</b></p> <p>Work on improving your multiplication and division fluency by filling in your green dot on Reflex Math.</p> 



### SLED Day #9

<p style="text-align: center;"><b>Math Whizz</b></p> <p>Complete 2 lessons with assessments (2 Progressions). Assessments are on the blue screen on Math Whizz.</p> <p>Math Whizz Website: <a href="http://www.whizz.com">www.whizz.com</a></p> 	<p style="text-align: center;"><b>Lexia or Reading Plus</b></p> <p>Complete 4 units on Lexia or 1 combo on Reading Plus.</p>  <p>Lexia website: <a href="http://www.lexiacore5.com/">http://www.lexiacore5.com/</a> Reading Plus: <a href="https://student.readingplus.com">https://student.readingplus.com</a></p>	<p style="text-align: center;"><b>Math</b></p> <p>Hannah is pasting pictures on a poster. She needs one more picture to finish her poster. The picture needs to have an area of less than 40 square inches. She has two rectangular pictures with the dimensions shown below to choose from.</p> <div style="display: flex; justify-content: space-around; align-items: center;"> <div style="text-align: center;">  <p>4 in 9 in</p> <p>Picture A</p> </div> <div style="text-align: center;">  <p>6 in 7 in</p> <p>Picture B</p> </div> </div> <p style="text-align: center;"><i>Note: Images not drawn to scale</i></p> <p>Picture A has an area of _____ square inches. Picture B has an area of _____ square inches. Hannah should choose Photo _____ for her poster. <b>EXPLAIN YOUR ANSWERS!</b> Define AREA and PERIMETER.</p>	<p style="text-align: center;"><b>Leader in Me</b></p> <p>In the book <i>The Doorbell Rang</i>, Ma has made a dozen delicious cookies. It should be plenty for her two children, but then the doorbell rings and rings and rings. The children then have to share the cookies equally with all visitors. Think Win-Win, write a paragraph and explain how you can make this a win-win situation for everyone. <b>Be sure to include 4-6 complete sentences.</b></p>
<p style="text-align: center;"><b>Leader in Me</b></p> <p style="text-align: center;"><u><b>Win-Win Situations</b></u> <u><b>Think Win-Win</b></u></p> <p>On a separate sheet of paper you will draw your own win win situation. On the back of the paper, write a paragraph explaining why your drawing is a win-win situation.</p>	<p style="text-align: center;"><b>Writing/Spelling</b></p> <p>Use the writing prompt below to write a story on a sheet of paper.</p> <p>If my friends and I were penguins, we would...</p> <p>Be sure to include an opening paragraph, a body, and a closing paragraph. Paragraphs should be 4-6 sentences. Make sure sentences have capitalization and punctuation.</p>	<p style="text-align: center;"><b>Special Class</b> <u><b>Rainbow of Colors</b></u></p> <p><b>Materials:</b> Different pieces of colored paper (use magazines, construction paper, or color your own paper with crayons), glue/tape, scissors &amp; white paper</p> <p><b>Directions:</b> 1. Cut out small squares of colors 2. Divide the colors into warm-color and cool-color piles. Groups of red, orange, yellow, green, blue, purple) 3. On the white paper, draw your initial (large) 4. Glue the squares into place to form a block letter.</p> <div style="display: flex; justify-content: space-around; align-items: center;">   </div>	<p style="text-align: center;"><b>Reflex Math</b></p> <p>Work on improving your multiplication and division fluency by filling in your green dot on Reflex Math.</p> 

**SLED Day #10**

<p style="text-align: center;"><b>Math Whizz</b></p> <p>Complete 2 lessons with assessments (2 Progressions). Assessments are on the blue screen on Math Whizz.</p> <p>Math Whizz Website: <a href="http://www.whizz.com">www.whizz.com</a></p> 	<p style="text-align: center;"><b>Lexia or Reading Plus</b></p> <p>Complete 4 units on Lexia or 1 combo on Reading Plus.</p>  <p>Lexia website: <a href="http://www.lexiacore5.com/">http://www.lexiacore5.com/</a> Reading Plus: <a href="https://student.readingplus.com">https://student.readingplus.com</a></p>	<p style="text-align: center;"><b>Math</b></p> <p style="text-align: center;"><u>Constructed Response</u></p> <p>Directions: Answer the following question on a separate sheet of paper. Answer the question in a complete sentence, show your work and explain how you found your answer.</p> <p><b>Together a horse and its rider weigh 729 kilograms. The horse weighs 625 kilograms. How much does the rider weigh?</b></p> <p>Extension: How many kg are equal to 1 gram? How many more kg does the horse and rider need to weigh to reach 1 gram?</p>	<p style="text-align: center;"><b>Leader in Me</b></p> <p style="text-align: center;"><u>Sharpen the Saw</u></p> <p>On this snowy day, draw a picture illustrating how you sharpen your saw. Be sure to be detailed with your drawing. Next, write 5 complete sentences to explain your picture in detail.</p>
<p style="text-align: center;"><b>Leader in Me</b></p> <p>In the book The Doorbell Rang, Ma has made a dozen delicious cookies. It should be plenty for her two children, but then the doorbell rings and rings and rings. The children then have to share the cookies equally with all visitors. Think Win-Win, write a paragraph and explain how you can make this a win-win situation for everyone.</p>	<p style="text-align: center;"><b>Writing/Spelling</b></p> <p>Pretend you built a snowman and suddenly it began to move.</p> <p>What happened? What did the snowman do?</p> <p>Write 2 paragraphs (4-6 sentences each) on a piece of paper explaining what happened to the snowman and what it did. Make sure to include details. Draw a picture after you have written your paragraph.</p>	<p style="text-align: center;"><b>Special Class</b></p> <p style="text-align: center;"><u>Op Art</u></p> <p><b>Materials:</b> White paper and crayons</p> <p><b>Directions:</b> 1. Trace your hand and wrist. 2. Draw lines across the paper .....curve the line upward then back down to show the illusion of 3D. 3. Continue from bottom to top of paper. 4. Color sections with e alternating colors.</p> 	<p style="text-align: center;"><b>Reflex Math</b></p> <p>Work on improving your multiplication and division fluency by filling in your green dot on Reflex Math.</p> 



Student Learning Experienced Differently  
Cumberland County Schools' Non-Traditional Instruction Program

**SLED DAY — GRADE LEVEL: THIRD**  
A TOTAL OF **THREE** ACTIVITIES SHOULD BE COMPLETED EACH DAY.

