



State of New Jersey
2015-2016

Grade Span KF-03

23-4660-060
MIDDLESEX
SAYREVILLE BORO
Emma Arleth Elementary School
3198 WASHINGTON ROAD
PARLIN, NJ 08859-1558

2015-2016 School Performance Reports

The New Jersey Department of Education (NJDOE) presents the 2015-16 School Performance Reports. These reports are designed to inform parents, educators and communities about how well a school is performing and preparing its students for college and careers. In particular, the School Performance Reports seek to:

- **Focus** attention on metrics that are indicative of college and career readiness.
- **Benchmark** a school's performance against other schools that are educating similar students, against district and state-wide outcomes, and against state targets to illuminate and build upon a school's strengths and identify areas for improvement.
- **Improve** educational outcomes for students by providing both longitudinal and growth data so that progress can be measured as part of an individual school's efforts to engage in continuous improvement.

While the New Jersey School Performance Reports seek to bring more information to educators and stakeholders about the performance of schools, they do not seek to distill the performance of schools into a single metric, a single score, or a simplified conclusion. Instead, the intention is that educators and stakeholders will engage in meaningful conversations about the full range of the data presented. While the School Performance Reports bring attention to important student outcomes, the NJDOE does not collect data about other essential elements of a school, such as the provision of opportunities to participate and excel in extracurricular activities; the development of non-cognitive skills; the pervasiveness of a positive school culture or climate; or the attainment of other employability and technical skills, as many of these data are beyond both the capacity and resources of schools to measure.

NJDOE welcomes feedback on the school performance reports at: reportcard@doe.state.nj.us



State of New Jersey
2015-2016

Grade Span KF-03

23-4660-060
MIDDLESEX
SAYREVILLE BORO
Emma Arleth Elementary School
3198 WASHINGTON ROAD
PARLIN, NJ 08859-1558

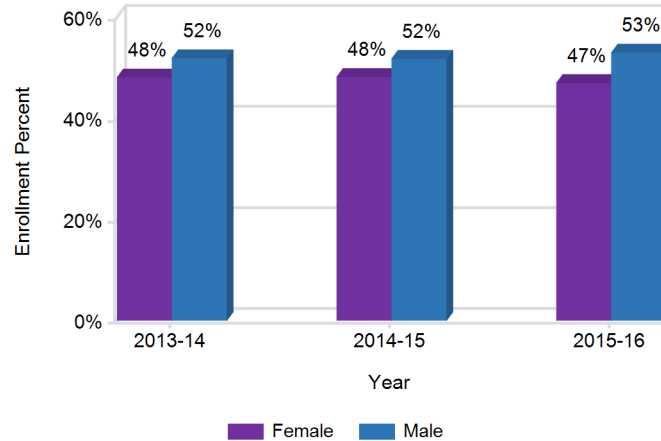
Enrollment by Grade

This table presents the enrollment count of students by grade for the past three school years. Note: "UG" represents the count of student who were 'on roll' but are educated in ungraded classrooms.

	2013-14	2014-15	2015-16
Grade KG	121	105	115
Grade 01	101	116	117
Grade 02	102	105	112
Grade 03	100	110	102
UG	60	62	63
Total	484	498	509

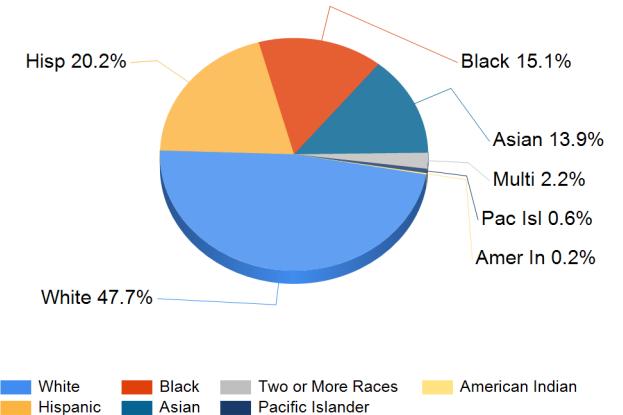
Enrollment by Gender

This graph displays the percentage of students by gender for the past three school years.



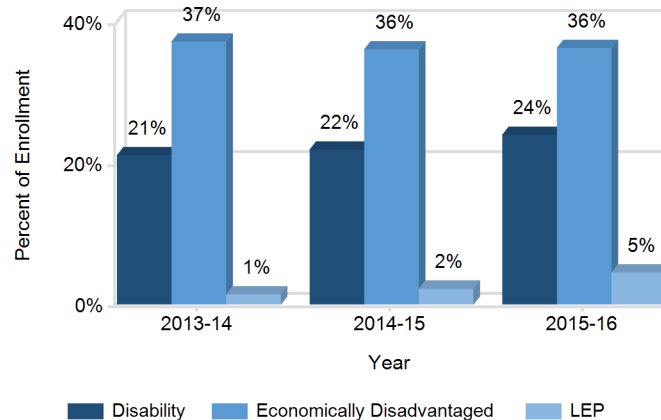
Enrollment by Ethnic/ Racial Subgroup

This graph displays the percentages of students by ethnic/racial subgroup defined by the ESEA Waiver.



Enrollment Trends by Special Population

This graph displays the percentages of students by special population (Students with Disabilities, Economically Disadvantaged, and English Language Learners) for the past three school years.



Language Diversity

This table presents the main languages primarily spoken by students in their home.

2015-2016	Percent
English	69.5%
Spanish	5.7%
Arabic	5.5%
Polish	3.1%
Gujarati	2.4%
Other	14.0%

* 2013-2014 and 2014-2015 enrollment data reflects students who were 'on roll' in October of each school year. 2015-2016 enrollment data reflects students who were 'on roll' at the end of the school year.



State of New Jersey
2015-2016

Grade Span KF-03

23-4660-060

MIDDLESEX

SAYREVILLE BORO

Emma Arleth Elementary School

3198 WASHINGTON ROAD

PARLIN, NJ 08859-1558

The Academic Achievement section measures the content knowledge that students have in English Language Arts/Literacy (ELA/L) and Mathematics as demonstrated in *Partnership for Assessment of Readiness for College and Careers* (PARCC) assessments. The PARCC assessment has five Performance Levels. Students performing at levels 4 and 5 (met or exceeded expectations) have demonstrated readiness for the next grade level/course, and are on track for college and careers.

This section also measures Science as demonstrated in NJ ASK Science assessments.

Met/Exceeded Expectations

This table presents the percentage of students who met or exceeded expectations as well as compares the school's performance to schools across the district (with more than 5 schools) and the state.

Academic Achievement	Schoolwide Performance	District Percentile	Statewide Percentile
English Language Arts Literacy Met or Exceeded Expectations	51%	58	43
Mathematics Met or Exceeded Expectations	57%	75	61

Mathematics and English Language Arts/ Literacy

This table presents the total number of valid test scores, the percentage of students who met or exceeded expectations/standards and statewide percentiles (a comparison between the school's performance and schools across the state) as well as the participation rates for the school and by ethnic/racial subgroup and special population. The participation goal is established as 95% by the United States Department of education. √*= Met participation rate(participation averaging applied)

SUBGROUP	English Language Arts/Literacy					Mathematics				
	Valid Scores	% Meeting Standards	Statewide Percentile	Participation Rate	Met Goal?	Valid Scores	% Meeting Standards	Statewide Percentile	Participation Rate	Met Goal?
Schoolwide	109	51%	43	90%	X	112	57%	61	91%	X
White	50	54%	39	88%	X	51	69%	74	88%	X
African American	S	S	S	S		S	S	S	S	
Hispanic	S	S	S	S		S	S	S	S	
American Indian	N	N	N	N		N	N	N	N	
Asian	S	S	S	S		S	S	S	S	
Two or More Races	S	S	S	S		S	S	S	S	
Students with Disability	S	S	S	S		S	S	S	S	
English Learner Students	S	S	S	S		S	S	S	S	
Economically Disadvantaged Students	S	S	S	S		S	S	S	S	



State of New Jersey
2015-2016

Grade Span KF-03

23-4660-060

MIDDLESEX

SAYREVILLE BORO

Emma Arleth Elementary School

3198 WASHINGTON ROAD

PARLIN, NJ 08859-1558

PARCC Performance Distribution - Grade 03

This table presents the grade-level performance, as measured by PARCC, in all five performance levels for the school and by ethnic/racial subgroup and special population.

PARCC ELA											
Type	Valid Scores	Mean Scale Score	District Mean Scale Score	State Mean Scale Score	% Level_1	% Level_2	% Level_3	% Level_4	% Level_5	% Met/Exceeded Expectation	State % Met/Exceeded Expectation
Schoolwide	101	750	751	746	7%	21%	22%	46%	5%	51%	48%
White	47	753	751	756	6%	17%	21%	49%	6%	55%	58%
African American	19	743	742	727	16%	21%	21%	42%	N	42%	30%
Hispanic	19	747	742	730	N	32%	32%	32%	5%	37%	31%
Asian	S	S	767	772	S	S	S	S	S	S	74%
American Indian	N	N	N	746	N	N	N	N	N	N	47%
Two or More Races	S	S	759	753	S	S	S	S	S	S	55%
Students with Disability	21	726	726	718	14%	52%	5%	29%	N	29%	22%
English Language Learners	N	N	N	709	N	N	N	N	N	N	11%
Economically Disadvantaged Students	29	745	738	727	10%	21%	17%	48%	3%	52%	28%
PARCC MATH											
Schoolwide	104	752	750	749	4%	12%	30%	47%	8%	55%	52%
White	48	757	750	757	2%	8%	23%	60%	6%	67%	63%
African American	21	738	740	730	14%	19%	29%	29%	10%	38%	31%
Hispanic	19	746	738	736	N	16%	42%	37%	5%	42%	35%
Asian	S	S	772	777	S	S	S	S	S	S	82%
American Indian	N	N	N	746	N	N	N	N	N	N	48%
Two or More Races	S	S	752	754	S	S	S	S	S	S	57%
Students with Disability	21	734	729	727	5%	24%	52%	19%	N	19%	28%
English Language Learners	S	S	708	724	S	S	S	S	S	S	20%
Economically Disadvantaged Students	32	743	737	733	9%	19%	25%	38%	9%	47%	32%

■ Did Not Yet Meet Expectations
 ■ Partially Met Expectations
 ■ Approached Expectations
 ■ Met Expectations
 ■ Exceeded Expectations



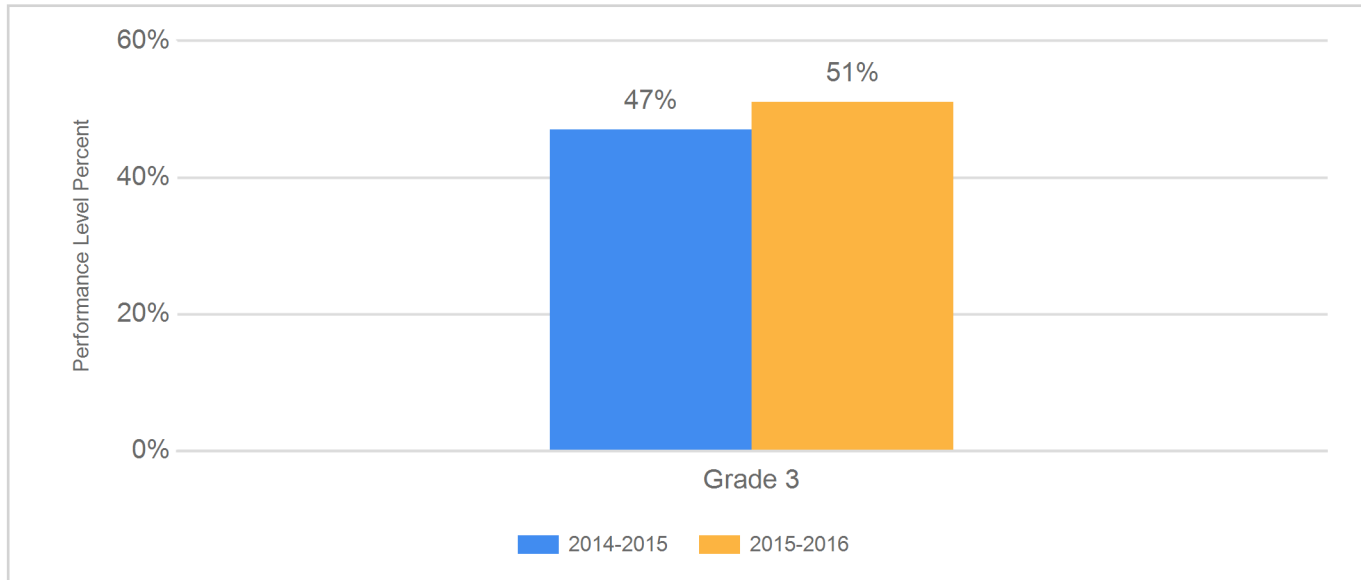
State of New Jersey
2015-2016

Grade Span KF-03

23-4660-060
MIDDLESEX
SAYREVILLE BORO
Emma Arleth Elementary School
3198 WASHINGTON ROAD
PARLIN, NJ 08859-1558

PARCC ELA Performance Trends

This graph presents the percentage of students who met or exceeded expectations for the past two years.



* An "S" indicates that data doesn't meet suppression rules and an "N" indicates that there's no data to display.



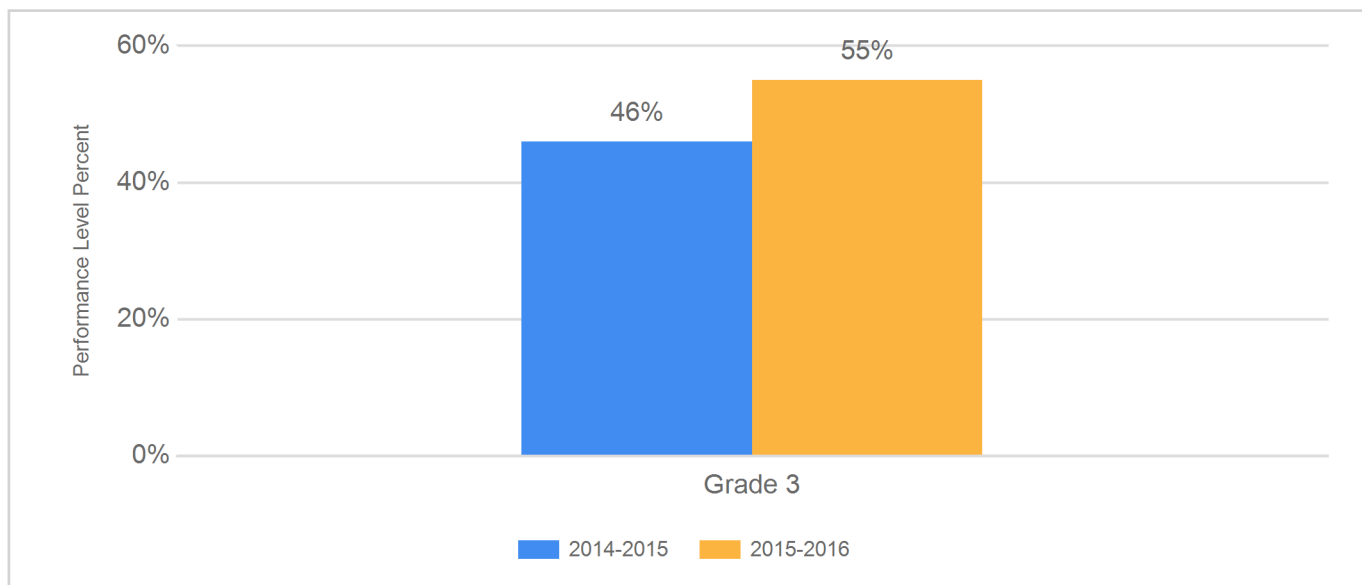
State of New Jersey
2015-2016

Grade Span KF-03

23-4660-060
MIDDLESEX
SAYREVILLE BORO
Emma Arleth Elementary School
3198 WASHINGTON ROAD
PARLIN, NJ 08859-1558

PARCC Math Performance Trends

This graph presents the percentage of students who met or exceeded expectations for the past two years.



* An "S" indicates that data doesn't meet suppression rules and an "N" indicates that there's no data to display.



State of New Jersey
2015-2016

Grade Span KF-03

23-4660-060
MIDDLESEX
SAYREVILLE BORO
Emma Arleth Elementary School
3198 WASHINGTON ROAD
PARLIN, NJ 08859-1558

National Assessment Educational Progress (NAEP)

2015 National Assessment Educational Progress (NAEP)

The national assessment of education progress (NAEP) is the largest national assessment of what our nation's students know and can do. NAEP assesses fourth-, eighth- and twelfth-grade students in subjects such as reading, mathematics, science and writing.

The reporting of NAEP scores on state report cards is a federal mandate. The results of NAEP are also published as the Nation's Report Card and are available for the nation, states, and, in some cases, urban districts. The NAEP scores on the report card include grades four and eight reading, math and science scores for New Jersey which are the last scores published.

For subgroup outcomes, visit:

Reading Grade 4	http://www.nj.gov/education/pr/1415/naep/naep4read.html
Reading Grade 8	http://www.nj.gov/education/pr/1415/naep/naep8read.html
Math Grade 4	http://www.nj.gov/education/pr/1415/naep/naep4math.html
Math Grade 8	http://www.nj.gov/education/pr/1415/naep/naep8math.html
Science Grade 4	http://www.nj.gov/education/pr/1415/naep/naep4science.html
Science Grade 8	http://www.nj.gov/education/pr/1415/naep/naep8science.html

For more information, visit <<http://nces.ed.gov/nationsreportcard/>>

Subject	Grade	State Nation	Proficiency Percentages			
			Below Basic	Basic	Proficient	Advanced
Reading	4	State (NJ)	25	33	31	12
		Nation	31	33	27	9
	8	State (NJ)	20	39	35	6
		Nation	24	42	31	4
Math	4	State (NJ)	14	39	38	9
		Nation	18	42	33	7
	8	State (NJ)	21	32	30	16
		Nation	29	38	25	8
Science	4	State (NJ)	24	37	38	1
		Nation	25	39	36	1
	8	State (NJ)	29	36	33	2
		Nation	33	34	31	2



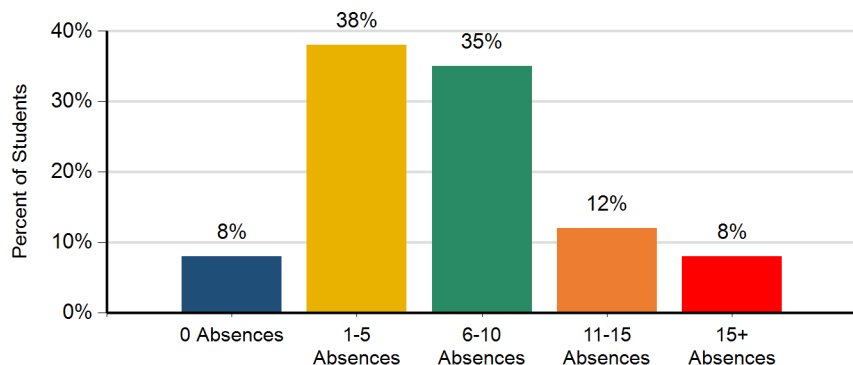
State of New Jersey
2015-2016

Grade Span KF-03

23-4660-060
MIDDLESEX
SAYREVILLE BORO
Emma Arleth Elementary School
3198 WASHINGTON ROAD
PARLIN, NJ 08859-1558

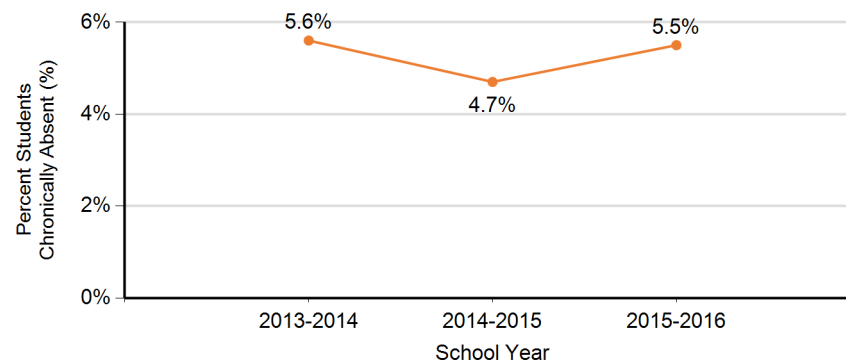
Absenteeism

The graph displays the percentage of students by five ranges of absences. An absence is defined as being 'not present' and includes both excused and unexcused absences.



Chronic Absenteeism Trend

This graph presents the percentage of the enrolled students who were chronically absent for the past three years at the school.



* An "S" indicates that data doesn't meet suppression rules and an "N" indicates that there's no data to display.



State of New Jersey
2015-2016

Grade Span KF-03

23-4660-060
MIDDLESEX
SAYREVILLE BORO
Emma Arleth Elementary School
3198 WASHINGTON ROAD
PARLIN, NJ 08859-1558

Length of School Day

This table presents the amount of time a school is in session for a typical student on a normal school day.

	School
2015-16	6 Hrs. 15 Mins.

Instructional Time

This table presents the amount of time that a typical student is engaged in instructional activities under the supervision of a certified teacher. Shared Time students are educated elsewhere than at the school (Ex. vocational schools).

2015-16	School
Full Time	5 Hrs. 30 Mins.
Shared Time	0 Hrs. 0 Mins.

Student to Staff Ratio

This table presents the count of students per faculty member or administrator in the school. All staff are counted in full-time equivalents.

2015-16	School
Faculty	12:1
Administrator	509:1

Student Suspension Rate

This table presents the percentage of students who were suspended one or more times during the school year.

	School
2015-16	2.6%

Student Expulsions

This table presents the number of students who were expelled from the school during the school year.

	School
2015-16	0

Faculty Attendance

This table presents the percentage of days the school faculty were present during the school year.

	School
2015-16	99%