



Dwight D. Eisenhower Elementary School
2016-2017


Grade Span KF-03

23-4660-070
MIDDLESEX
SAYREVILLE BORO
601 ERNSTON ROAD
PARLIN, NJ 08859-2126

The **2016-17 School Performance Reports** are designed to share school and district information collected by the New Jersey Department of Education directly with parents, educators, and communities. The Department believes that the greatest potential to improve school performance and student outcomes is through parents, educators, and community members working together. These reports seek to make that process easier by providing information that can help people to:

- **Learn more:** The School Performance Reports contain a wealth of data, going far beyond a school’s test scores to include information about the staff working in a school, student discipline rates, and the sports and clubs offered.
- **Ask questions:** These reports can help start a conversation, but they cannot answer all the questions you might have about schools in your community. Use the contact information provided to engage with faculty and administrators at your schools to ask about the data you see in these reports.
- **Get involved:** Schools need help from parents and communities to help students succeed. Contact your school to find out about school board meetings or parent and community groups.

Navigating through the reports:

- Download this report to a PDF by clicking the  icon at the top of the page.
- Search for specific text or words in these reports by using the search box at the top of the page.
- The menu bar at the top of the page or the table of contents at the left of the screen can be used to move between sections of the report.
- The arrow buttons at the top left of the screen can be used to move between pages of the report.

Other Resources:

- Review the [Parent Summary Report](#) for this school.
- For more detailed information about the data in these reports, where it comes from, and how to use it: [Reference Guide](#) or [Interpretive Video](#).
- Want to give us feedback? Take our feedback survey: [surveylink](#)
- Questions about the reports? Contact us at reportcard@doe.state.nj.us



**Dwight D. Eisenhower Elementary School
2016-2017**

23-4660-070
MIDDLESEX
SAYREVILLE BORO
601 ERNSTON ROAD
PARLIN, NJ 08859-2126

Grade Span KF-03

Enrollment Trends by Grade

Enrollment Trends by Student Group

Enrollment by Racial and Ethnic Group

This table shows the number of students enrolled by grade for the past three school years. Ungraded students are students who are "on roll" but are educated in ungraded classrooms.

This table shows the percentage of students by student group for the past three school years. Data for some student groups was not available before 2016-17.

This table shows the percentage of students by racial and ethnic group.

Grade	2014-15	2015-16	2016-17
KG	108	137	126
1	146	112	142
2	138	158	106
3	125	139	160
Ungraded	27	0	0
Total	544	546	534

Student Group	2014-15	2015-16	2016-17
Female	50%	52%	54%
Male	50%	48%	46%
Economically Disadvantaged Students	34%	35%	35%
Students with Disabilities	13%	15%	14%
English Learners	2%	6%	5%
Homeless Students			0%
Students in Foster Care			1%
Military-Connected Students			0%
Migrant Students			0%

Racial and Ethnic Group	% of Students
White	33.0%
Hispanic	24.7%
Asian	22.5%
Black or African American	13.1%
Native Hawaiian or Pacific Islander	0.2%
American Indian or Alaska Native	0.0%
Two or More Races	6.6%

PreK and K - Full Day and Half Day

This table shows the full day and half day enrollment for Pre-Kindergarten (PK) and Kindergarten (KG) students in this school.

Enrollment by Home Language

This table shows the percentage of students by primary home language. Only the top 5 languages with at least 1% of students are shown. All other students are included in Other Languages.

Grade	2014-15	2015-16	2016-17
KG - Half Day	0	0	0
KG - Full Day	104	137	126

Home Language	% of Students
English	65.2%
Spanish	8.4%
Telugu	3.7%
Urdu	2.1%
Portuguese	1.9%
Other	18.9%



**Dwight D. Eisenhower Elementary School
2016-2017**

23-4660-070
MIDDLESEX
SAYREVILLE BORO
601 ERNSTON ROAD
PARLIN, NJ 08859-2126

Grade Span KF-03

English Language Arts/Literacy Assessment - Participation and Performance

This table shows information about the English Language Arts/Literacy section of the *Partnership for Assessment of Readiness for College and Careers* (PARCC) assessment for the school and each student group. The PARCC assessment has five performance levels, where levels 4 and 5 (met or exceeded expectations) indicate students have demonstrated readiness for the next grade level/course and are on track for college and careers. This table shows the number of valid test scores, the percentage of students that took the test, and the percentage of testers that met or exceeded expectations in the school, the district, and across the state. The last three columns of the table show the accountability proficiency rate, the annual target, and whether the school or student group met its annual target as required by the *Every Student Succeeds Act* (ESSA) accountability. Student groups with the annual target section grayed out are not required to meet annual targets under ESSA accountability. For more details on New Jersey's accountability system, see these [accountability resources](#).

Student Group	Valid Scores	% of students Taking Test	School: % of Testers Met/Exceeded Expectations	District: % of Testers Met/Exceeded Expectations	State: % of Testers Met/Exceeded Expectations	Proficiency Rate for Federal Accountability	2016-17 Annual Target	Met 2016-17 Annual Target
Schoolwide	153	98.7	56.20	53.70	54.90	56.2	61.5	Met Target†
White	51	98.1	66.60	52.90	63.90	66.6	68.8	Met Target†
Hispanic	35	97.2	51.40	43.90	39.80	51.4	49.6	Met Target
Black or African American	19	100.0	31.60	43.30	35.20	31.6	N	N
Asian, Native Hawaiian, or Pacific Islander	40	100.0	60.00	74.40	80.70	60	80	Not Met
American Indian or Alaska Native	*	*	*	100.00	53.70	*	**	**
Two or More Races	*	*	*	53.70	54.90	*	**	**
Female	91	97.9	59.30	61.50	62.20	59.3		
Male	62	100.0	51.60	46.20	48.10	51.6		
Economically Disadvantaged Students	53	98.2	47.10	43.00	36.20	47.1	44	Met Target
Non-Economically Disadvantaged Students	100	99.0	61.00	59.40	65.80	61		
Students with Disabilities	20	100.0	50.00	*	20.50	50	N	N
Students without Disabilities	133	98.6	57.10	*	61.90	57.1		
English Learners	11	100.0	27.30	30.30	25.20	27.3	**	**
Non-English Learners	142	98.6	58.40	54.40	57.40	58.4		
Homeless Students	N	N	*	69.20	26.40	*		
Students In Foster Care	*	*	*	25.00	24.80	*		
Military-Connected Students	N	N	*	0.00	53.50	*		
Migrant Students	N	N	*	0.00	23.00	*		

** ESSA accountability targets are only included if data is available for at least 20 students



**Dwight D. Eisenhower Elementary School
2016-2017**

23-4660-070
MIDDLESEX
SAYREVILLE BORO
601 ERNSTON ROAD
PARLIN, NJ 08859-2126

Grade Span KF-03

English Language Arts/Literacy Assessment - Performance by Grade: Grade 3

This table shows participation and performance on the English Language Arts/Literacy (ELA/L) section of the Partnership for Assessment of Readiness for College and Careers (PARCC) assessment by grade level exam. This table shows by school and student group the number of valid test scores and the mean scale score for the school, district, and state. It also shows the percentage of students at each performance level and the percentage of students who met or exceeded expectations (Level 4 or 5) for the school and the state.

Student Group	Valid Scores	Mean Scale Score	District Mean Scale Score	State Mean Scale Score	% Level 1: Did Not Yet Meet Expectations	% Level 2: Partially Met Expectations	% Level 3: Approached Expectations	% Level 4: Met Expectations	% Level 5: Exceeded Expectations	% of Testers Met/ Exceeded Expectations	State % of Testers Met / Exceeded Expectation
Schoolwide	157	752	750	749	9%	13%	23%	48%	8%	55%	50%
White	51	757	750	759	*	*	*	59%	*	67%	61%
Hispanic	35	748	742	734	*	*	31%	51%	0%	51%	35%
Black or African American	21	746	743	731	*	*	*	*	*	33%	32%
Asian, Native Hawaiian, or Pacific Islander	42	751	763	775	*	*	*	43%	*	57%	76%
American Indian or Alaska Native	N	N	N	747	N	N	N	N	N	N	46%
Two or More Races	*	*	*	750	*	*	*	*	*	*	52%
Female	93	755	754	753	*	*	19%	52%	*	59%	55%
Male	64	746	746	744	*	*	28%	42%	*	50%	46%
Economically Disadvantaged Students	56	750	744	730	*	*	29%	39%	*	46%	31%
Non-Economically Disadvantaged Students	101	753	754	761	*	*	20%	53%	*	60%	63%
Students with Disabilities	20	731	724	720	*	*	*	50%	*	50%	24%
Students without Disabilities	137	755	755	754	*	*	*	47%	*	56%	55%
English Learners	*	*	*	709	*	*	*	*	*	*	11%
Non-English Learners	*	*	*	752	*	*	*	*	*	*	53%
Homeless Students	*	*	*	720	*	*	*	*	*	*	21%
Students in Foster Care	*	*	*	721	*	*	*	*	*	*	26%
Military-Connected Students	N	N	N	750	N	N	N	N	N	N	49%
Migrant Students	N	N	N	733	N	N	N	N	N	N	29%

An "*" indicates that data is not displayed to protect student privacy; "N" indicates no data is available to display



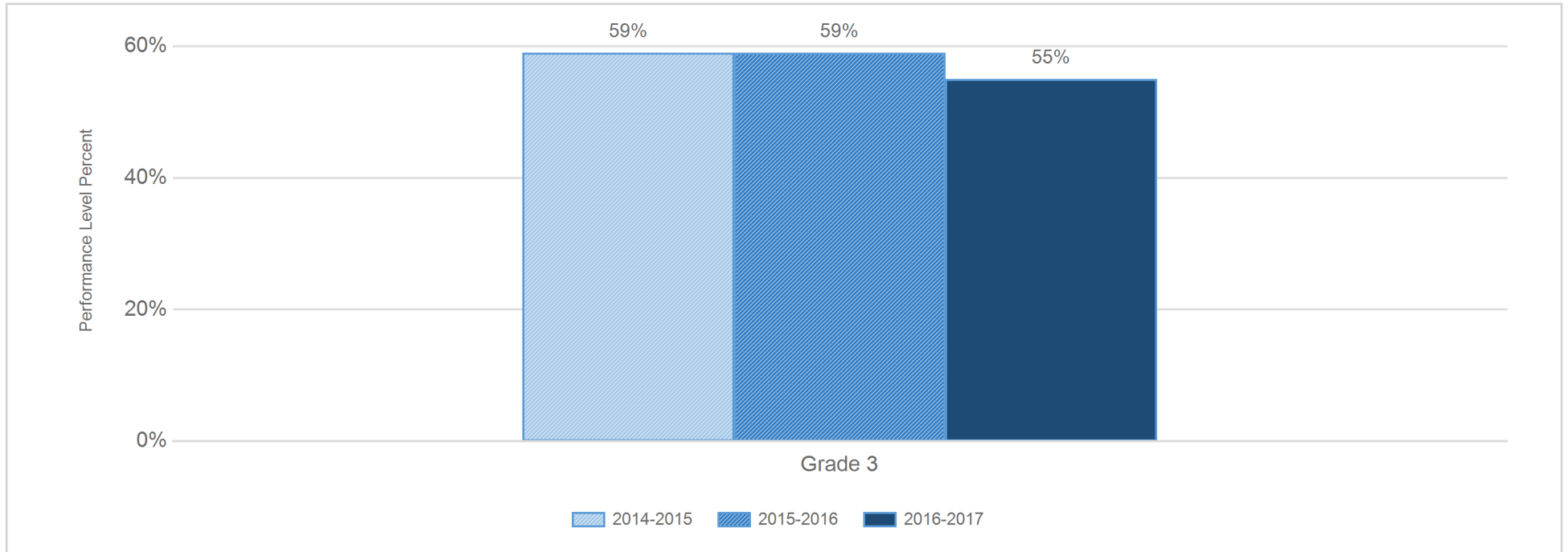
Dwight D. Eisenhower Elementary School
2016-2017

23-4660-070
MIDDLESEX
SAYREVILLE BORO
601 ERNSTON ROAD
PARLIN, NJ 08859-2126

Grade Span KF-03

English Language Arts/Literacy Assessment - Performance Trends

This graph presents the percentage of students who met or exceeded expectations for the past two years.





**Dwight D. Eisenhower Elementary School
2016-2017**

Grade Span KF-03

23-4660-070
MIDDLESEX
SAYREVILLE BORO
601 ERNSTON ROAD
PARLIN, NJ 08859-2126

Mathematics Assessment - Participation and Performance

This table shows information about the Mathematics section of the *Partnership for Assessment of Readiness for College and Careers* (PARCC) assessment for the school and each student group. The PARCC assessment has five performance levels, where levels 4 and 5 (met or exceeded expectations) indicate students have demonstrated readiness for the next grade level/course and are on track for college and careers. This table shows the number of valid test scores, the percentage of students that took the test, and the percentage of testers that met or exceeded expectations in the school, the district, and across the state. The last three columns of the table show the accountability proficiency rate, the annual target, and whether the school or student group met its annual target as required by the *Every Student Succeeds Act* (ESSA) accountability. Student groups with the annual target section grayed out are not required to meet annual targets under ESSA accountability. For more details on New Jersey's accountability system, see these [accountability resources](#).

Student Group	Valid Scores	% of students Taking Test	School: % of Testers Met/Exceeded Expectations	District: % of Testers Met/Exceeded Expectations	State: % of Testers Met/Exceeded Expectations	Proficiency Rate for Federal Accountability	2016-17 Annual Target	Met 2016-17 Annual Target
Schoolwide	155	98.8	54.20	41.10	43.50	54.2	58.4	Met Target†
White	51	98.1	53.00	39.60	52.40	53	62.3	Met Target†
Hispanic	37	97.4	45.90	28.50	27.60	45.9	38.2	Met Target
Black or African American	19	100.0	42.10	27.10	21.70	42.1	N	N
Asian, Native Hawaiian, or Pacific Islander	40	100.0	72.50	70.50	75.60	72.5	80	Met Target†
American Indian or Alaska Native	*	*	*	0.00	42.50	*	**	**
Two or More Races	*	*	*	37.10	44.90	*	**	**
Female	93	97.9	51.60	41.70	44.10	51.6		
Male	62	100.0	58.00	40.60	42.90	58		
Economically Disadvantaged Students	54	98.3	38.90	29.50	25.10	38.9	36.5	Met Target
Non-Economically Disadvantaged Students	101	99.0	62.40	47.40	54.30	62.4		
Students with Disabilities	20	100.0	50.00	*	16.50	50	N	N
Students without Disabilities	135	98.6	54.80	*	48.80	54.8		
English Learners	13	100.0	38.50	29.60	23.30	38.5	**	**
Non-English Learners	142	98.6	55.70	41.50	45.20	55.7		
Homeless Students	N	N	*	58.40	16.40	*		
Students In Foster Care	*	*	*	37.50	15.10	*		
Military-Connected Students	N	N	*	0.00	39.90	*		
Migrant Students	N	N	*	0.00	18.20	*		

** ESSA accountability targets are only included if data is available for at least 20 students.



**Dwight D. Eisenhower Elementary School
2016-2017**

23-4660-070
MIDDLESEX
SAYREVILLE BORO
601 ERNSTON ROAD
PARLIN, NJ 08859-2126

Grade Span KF-03

Mathematics Assessment - Performance by Grade: Grade 3

This table shows participation and performance on the Mathematics section of the Partnership for Assessment of Readiness for College and Careers (PARCC) assessment by end of course exam. This table shows by school and student group the number of valid test scores and the mean scale score for the school, district, and state. It also shows the percentage of students at each performance level and the percentage of students who met or exceeded expectations (Level 4 or 5) for the school and the state.

Student Group	Valid Scores	Mean Scale Score	District Mean Scale Score	State Mean Scale Score	% Level 1: Did Not Yet Meet Expectations	% Level 2: Partially Met Expectations	% Level 3: Approached Expectations	% Level 4: Met Expectations	% Level 5: Exceeded Expectations	% of Testers Met/ Exceeded Expectations	State % of Testers Met / Exceeded Expectation
Schoolwide	159	752	753	750	*	14%	28%	42%	*	54%	53%
White	51	754	752	758	*	*	31%	41%	*	53%	63%
Hispanic	37	743	740	738	*	*	27%	41%	*	46%	37%
Black or African American	21	746	742	733	*	*	*	*	*	43%	32%
Asian, Native Hawaiian, or Pacific Islander	42	760	772	778	*	*	*	48%	*	69%	82%
American Indian or Alaska Native	N	N	N	749	N	N	N	N	N	N	51%
Two or More Races	*	*	*	750	*	*	*	*	*	*	53%
Female	95	751	753	751	*	*	33%	43%	*	52%	52%
Male	64	753	752	750	*	*	22%	39%	*	56%	53%
Economically Disadvantaged Students	57	743	744	735	*	*	35%	30%	*	39%	34%
Non-Economically Disadvantaged Students	102	756	757	761	*	*	25%	48%	*	62%	65%
Students with Disabilities	20	739	732	728	*	*	*	*	*	50%	29%
Students without Disabilities	139	753	756	754	*	*	*	*	*	54%	57%
English Learners	*	*	*	724	*	*	*	*	*	*	21%
Non-English Learners	*	*	*	753	*	*	*	*	*	*	55%
Homeless Students	*	*	*	724	*	*	*	*	*	*	22%
Students in Foster Care	*	*	*	727	*	*	*	*	*	*	27%
Military-Connected Students	N	N	N	750	N	N	N	N	N	N	51%
Migrant Students	N	N	N	725	N	N	N	N	N	N	35%



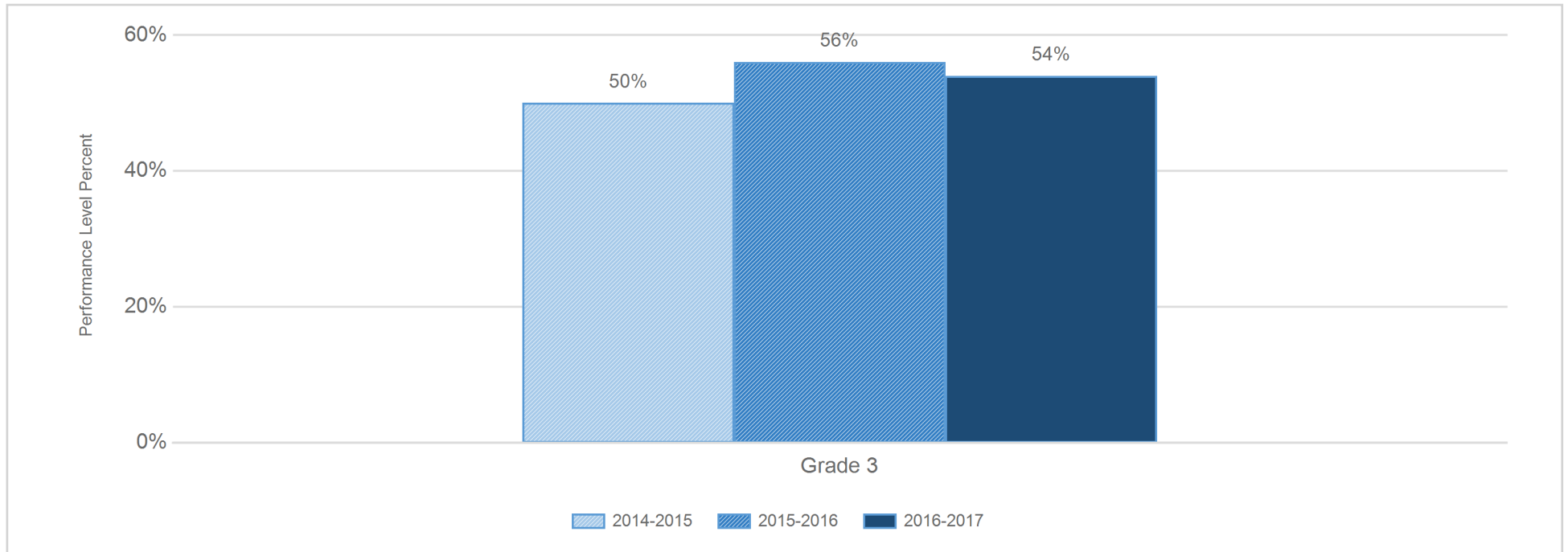
Dwight D. Eisenhower Elementary School
2016-2017

23-4660-070
MIDDLESEX
SAYREVILLE BORO
601 ERNSTON ROAD
PARLIN, NJ 08859-2126

Grade Span KF-03

Mathematics Assessment – Performance Trends

This graph presents the percentage of students who met or exceeded expectations for the past two years.





**Dwight D. Eisenhower Elementary School
2016-2017**

23-4660-070
MIDDLESEX
SAYREVILLE BORO
601 ERNSTON ROAD
PARLIN, NJ 08859-2126

Grade Span KF-03

Alternate Assessments - Participation

This table shows the number of students taking the Dynamic Learning Maps Alternate Assessment, which tests academic progress in English Language Arts (ELA) and Mathematics for students with different types of significant cognitive disabilities.

Grade	ELA: # Students Tested	Math: # Students Tested
3	N	N

English Language Proficiency Test - Participation and Performance

This table shows, by years in district, the number of English learner students taking the ACCESS for ELLs 2.0 Assessment for English language proficiency. The table also shows the percentage of students tested that received an overall score of 4.5 or above. Students must receive a score of 4.5 or higher to be considered for proficient status.

Years in District	# Students Tested	% Students with Overall Score Below 4.5	% Students with Overall Score of 4.5 and above
1	10	*	*
2	*	*	*
3	*	*	*
4	N	N	N
5+	N	N	N



Dwight D. Eisenhower Elementary School
2016-2017
Grade Span KF-03

23-4660-070
MIDDLESEX
SAYREVILLE BORO
601 ERNSTON ROAD
PARLIN, NJ 08859-2126



**Dwight D. Eisenhower Elementary School
2016-2017**

23-4660-070
MIDDLESEX
SAYREVILLE BORO
601 ERNSTON ROAD
PARLIN, NJ 08859-2126

Grade Span KF-03

This section shows information about student absences which provides important information about a school's culture and climate. In addition, research shows that student absences impact a child's ability to succeed in school. The New Jersey Department of Education selected chronic absenteeism as its measure of school quality and student success for the *ESSA* accountability plan. **Chronic absenteeism** is defined as being absent for 10% or more of the days enrolled during the school year. A student who is not present for any reason, excused, unexcused or for disciplinary action, is considered absent unless permitted by statute or regulation.

Chronic Absenteeism

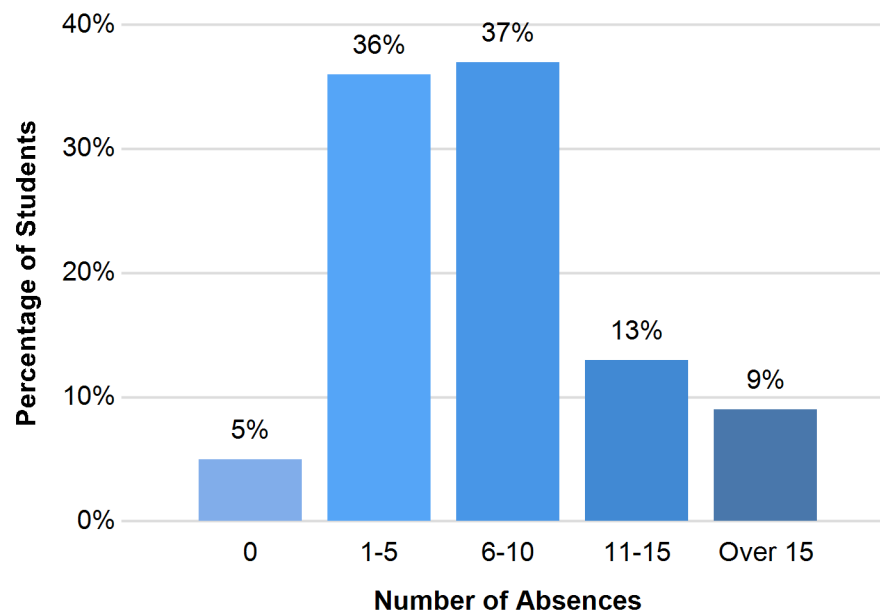
This table shows the percentage of students in grades K-12 in the school and each student group who were chronically absent. This table also shows whether the school and each student group met the *ESSA* accountability targets for 2016-17.

Student Group	% Chronically Absent	2016-17 Target	Met 2016-17 Target
Schoolwide	4.70	9.10	Met Target
White	3.90	9.10	Met Target
Hispanic	6.90	9.10	Met Target
Black or African American	5.60	9.10	Met Target
Asian, Native Hawaiian, or Pacific Islander	2.60	9.10	Met Target
American Indian or Alaska Native	N	**	**
Two or More Races	5.70	9.10	Met Target
Economically Disadvantaged Students	9.00	9.10	Met Target
Students with Disabilities	7.40	9.10	Met Target
English Learners	9.50	9.10	Not Met

** ESSA accountability targets are only included if data is available for at least 20 students.

Days Absent

The graph displays the percentage of K-12 students schoolwide by the number of days they were absent during the school year. An absence is defined as being 'not present' and includes both excused and unexcused absences.





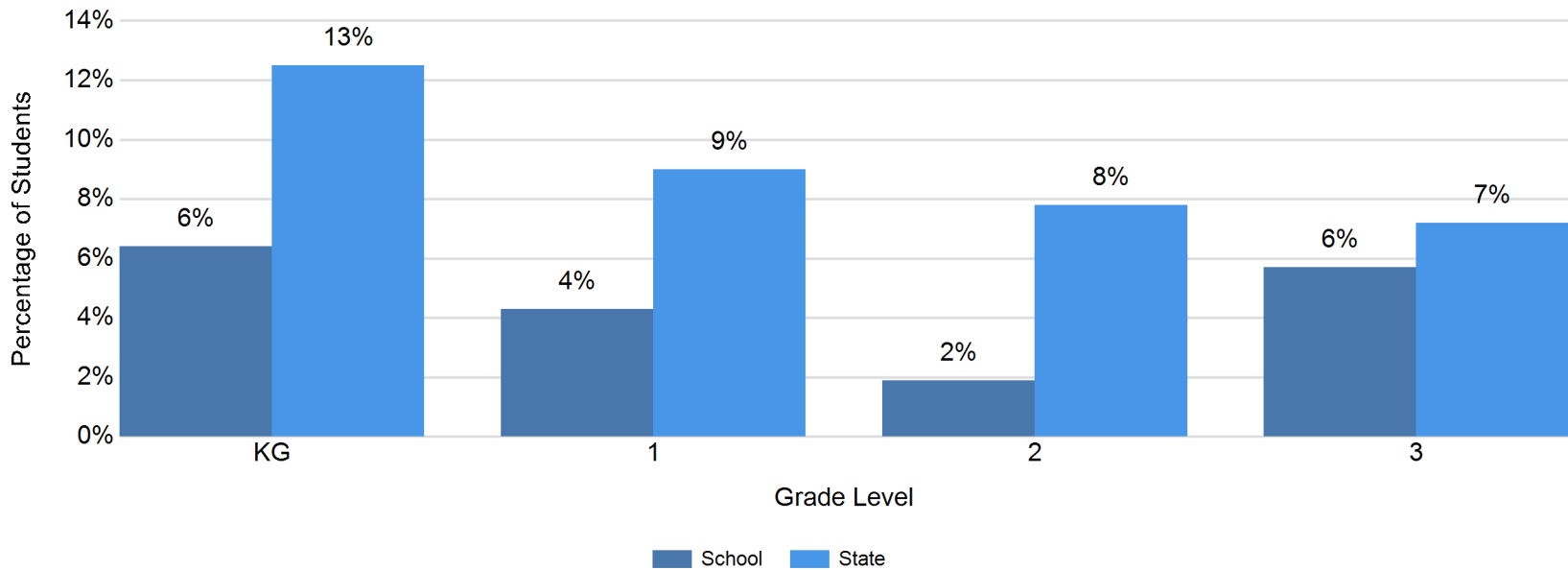
Dwight D. Eisenhower Elementary School
2016-2017

23-4660-070
MIDDLESEX
SAYREVILLE BORO
601 ERNSTON ROAD
PARLIN, NJ 08859-2126

Grade Span KF-03

Chronic Absenteeism by Grade

This graph shows the percentage of students in the school and across the state who were chronically absent for each grade level. **Chronic absenteeism** is defined as being absent for 10% or more of the days enrolled during the school year. A student who is not present for any reason, excused, unexcused or for disciplinary action, is considered absent unless permitted by statute or regulation.





**Dwight D. Eisenhower Elementary School
2016-2017**

23-4660-070
MIDDLESEX
SAYREVILLE BORO
601 ERNSTON ROAD
PARLIN, NJ 08859-2126

Grade Span KF-03

School Day

This table shows the start and end times and length of school day for a typical student at this school. **Instructional time** is the amount of time that a typical student was engaged in instructional activities under the supervision of a certified teacher.

Category	School
Typical Start Time	9:05AM
Typical End Time	3:20PM
Length of School Day	6 Hrs 15 Mins
Full Time - Instructional Time	6 Hrs. 15 Mins.
Shared Time - Instructional Time	*

Violence, Vandalism, HIB, and Substance Offenses

This table shows the number of incidents reported by type. A single incident may be counted under multiple incident types. The total unique incidents provides a non-duplicated count of incidents. The final row shows a rate of incidents for every 100 students enrolled in the school.

Incident Type	Number of Incidents
Violence	0
Vandalism	0
Weapons	1
Substances	0
Harassment, Intimidation, Bullying (HIB)	0
Total Unique Incidents	1
Incidents Per 100 Students Enrolled	0.19

Student Suspension Rate

This table shows the percentage of students who received one or more in-school suspensions, one or more out-of-school suspensions, and one or more suspensions of any type during the school year. Students receiving both in-school and out-of-school suspensions will be counted in all rows of the table. Students who received more than one suspension are counted only one time in each category below.

Suspension Types	% of Students
In-School Suspensions	0.0%
Out-of-School Suspensions	0.2%
Any Suspension	0.2%

Student Expulsions

This table shows the number of students who were expelled from the school during the school year. An expulsion is when a student is removed from a school and does not receive any further educational services during the school year.

Category	Number of Students
Expulsions	0



Dwight D. Eisenhower Elementary School
2016-2017
Grade Span KF-03

23-4660-070
 MIDDLESEX
 SAYREVILLE BORO
 601 ERNSTON ROAD
 PARLIN, NJ 08859-2126

Technology Readiness

This table shows information that was collected through the optional NJTRAx survey to determine a school's technology readiness. The student to device ratio shows the number of students for every computer or tablet in the school. The internet speed is the internet bandwidth per 1000 students enrolled in the district measured in megabits per second. The connectivity between schools is a school's LAN network architecture. The NJTRAx survey is optional for schools, so data may not be available for all schools. Additionally, schools that have adopted a Bring Your Own Device (BYOD) policy may have appear to have a very low Student to Device ratio due to this policy decision.

School Year	Student to Device Ratio	Internet Speed	Recommended Internet Speed	Met Recommended Speed?	Connectivity between Schools	Recommended Connectivity	Met Recommended Connectivity?
2016-17	1:1.0	493.1 kbps	100 kbps	Yes	Fiber	Fiber	Yes

Per-Pupil Expenditures (District Level)

This table shows the total current expenses for regular and special education students taught within the district's schools. It includes expenditures for instruction, support services, administration, operations and maintenance, extra-curricular activities, and community service. More information about district and charter school spending can be found using districts' [User Friendly Budgets](#), or the NJDOE Finance [District Report Search](#) of the Comprehensive Annual Financial Reports (CAFRs) and Auditor's Management Reports (AMRs).

Per-Pupil Expenditures	Federal	State/ Local	Total
District Total	\$390	\$11,363	\$11,753



**Dwight D. Eisenhower Elementary School
2016-2017**

23-4660-070
MIDDLESEX
SAYREVILLE BORO
601 ERNSTON ROAD
PARLIN, NJ 08859-2126

Grade Span KF-03

This section contains information about staff that are assigned to the school and district. Here is an explanation of some of the **key terms used in the staff section**:

Faculty: All classroom teachers and educational support services personnel (such as Librarians, Nurses, Counselors, and Child Study Team members)

Teachers: All classroom teachers

Administrators: Principals, assistant principals, supervisors, coordinators, directors, and other central-office administrators, as well as superintendents and other district-level administrators

Full-Time Equivalent: In calculations, staff members are weighted based on the percentage of their time that they are assigned to a school or district. For example – a teacher assigned to a school half time would be weighted 50% in calculations, but a teacher assigned to a school full time would be weighted 100% in calculations.

Teachers – Experience and Certifications

This table shows information about experience and certifications for teachers assigned to this school and across the state.

Category	Teachers in Schools	Teachers in State
Total Number of teachers	38	121,048
Average years experience in public schools	12.8	11.8
Average years experience in district	11.7	10.5
Teachers in district for 4 or more years	71%	74%

Administrators – Experience (District Level)

This table shows information about experience for administrators assigned to this district and across the state.

Category	Admin. in District	Admin. in State
Total Number of administrators	27	9,533
Average years experience in public schools	11.1	15.9
Average years experience in district	7.6	11.6
Administrators in district for 4 or more years	44%	74%

Student to Staff Ratios

This table shows the number of students per staff member in the school and district. Ratios for librarians, nurses, counselors, and child study team members are only reported at the district level because many staff in these jobs are assigned only to the district and not to individual schools.

Staff Type	School Students: Staff	District Students: Staff
Teachers	14:1	13:1
Administrators	534:1	225:1
Librarian/Media Specialists		1014:1
Nurses		676:1
Counselors		435:1
Child Study Team		358:1



Dwight D. Eisenhower Elementary School
2016-2017

Grade Span KF-03

23-4660-070
MIDDLESEX
SAYREVILLE BORO
601 ERNSTON ROAD
PARLIN, NJ 08859-2126

This section contains information about staff that are assigned to the school and district. Here is an explanation of some of the **key terms used in the staff section**:

Faculty: All classroom teachers and educational support services personnel (such as Librarians, Nurses, Counselors, and Child Study Team members)

Teachers: All classroom teachers

Administrators: Principals, assistant principals, supervisors, coordinators, directors, and other central-office administrators, as well as superintendents and other district-level administrators

Full-Time Equivalent: In calculations, staff members are weighted based on the percentage of their time that they are assigned to a school or district. For example – a teacher assigned to a school half time would be weighted 50% in calculations, but a teacher assigned to a school full time would be weighted 100% in calculations.

Teachers and Administrators - Level of Education

This chart shows the highest level of education attained by the teachers and administrators at this school. The Bachelor's category may include other degrees/certificates such as a Specialist's degree. Administrators are required to have a Master's degree or higher.

Bachelor's Degree



Master's Degree



Doctoral Degree



Teachers and Administrators - One-Year Retention (District Level)

This table shows the percentage of teachers and administrators assigned to the district in 2015-16 that were still assigned to the district in 2016-17. Staff who are not retained may have changed districts or no longer work for the state (including retirements).

Job Type	District	State
2015-16 Teachers: Same district 2016-17	89%	89%
2015-16 Administrators: Same district 2016-17	79%	88%

Faculty Attendance

This table shows the percentage of days that school faculty members were present during the school year. Approved professional days, personal days, staff training days, bereavement days, jury duty, and absences due to extended illness are not counted against days present, and faculty members on long-term leave or disability are excluded from this calculation.

School Year	% Days Present
2016-17	98%



Dwight D. Eisenhower Elementary School
2016-2017
Grade Span KF-03

23-4660-070
 MIDDLESEX
 SAYREVILLE BORO
 601 ERNSTON ROAD
 PARLIN, NJ 08859-2126

Accountability Indicator Scores and Summative Rating

New Jersey has developed a school accountability system as required by the *Every Student Succeeds Act (ESSA)* to identify schools that are in need of comprehensive support. This table shows the indicator scores for each indicator included in the accountability system and the weights that each indicator receives when calculating the overall Summative Score. The Summative Rating is the percentile rank of the Summative Score as compared to other schools across the state. Schools with a summative rating below the 5th percentile or high schools with a 4-year graduation rate that is less than or equal to 67% are identified for Comprehensive Support. For more information about New Jersey’s accountability system and how these indicator scores were calculated, see these [accountability resources](#).

Accountability Indicator	Indicator Score	Indicator Weight
English Language Arts Proficiency	N	N
Mathematics Proficiency	N	N
English Language Arts Growth	N	N
Mathematics Growth	N	N
Chronic Absenteeism	N	N
Progress Towards English Language Proficiency (coming 2018)	N/A	N/A
Summative Score: Sum of all indicator scores multiplied by indicator weights	N	N
Summative Rating: Percentile rank of Summative Score	N	N
Requires Comprehensive Support: Summative Rating is less than or equal to 5th percentile	N	N

** Indicator scores are only calculated for inclusion in ESSA accountability if data is available for at least 20 students.

† Indicator weights for this school were adjusted due to data availability.



**Dwight D. Eisenhower Elementary School
2016-2017**

Grade Span KF-03

23-4660-070
MIDDLESEX
SAYREVILLE BORO
601 ERNSTON ROAD
PARLIN, NJ 08859-2126

Accountability Summary by Student Group

New Jersey has developed a school accountability system as required by the *Every Student Succeeds Act (ESSA)* to identify schools that are in need of Targeted Support. Any student group where the summative score would be in the bottom 5% of schools (see previous page) is identified for Targeted Support for a Low-Performing Student Group. If any student group is identified for Targeted Support, this will be noted in the Schoolwide row in the table. Schools in which one or more student groups miss annual targets for all indicators two years in a row are identified for Targeted Support for a Consistently Underperforming Student Group. In the table below, schools in which one or more student groups miss annual targets for all indicators are noted to be At Risk for being identified for Targeted Support for the 2017-18 school year. Annual targets for proficiency and graduation rate are set based on a school or student group’s performance in 2015-16. The target for chronic absenteeism is the statewide average for all students. For more details on accountability targets, see these [accountability resources](#).

Student Group	Summative Score	Cut-off Score for Targeted Support and Improvement	Requires Targeted Support and Improvement for 2016-17	English Language Arts Proficiency	Mathematics Proficiency	Chronic Absenteeism	English Language Arts Student Growth	Mathematics Student Growth	At Risk for Consistently Underperforming Student Group
Schoolwide	N/A	N/A	N	N	N	N	N	N	N
White	N	N	N	N	N	N	N	N	N
Hispanic	N	N	N	N	N	N	N	N	N
Black or African American	N	N	N	N	N	N	N	N	N
Asian, Native Hawaiian, or Pacific Islander	N	N	N	N	N	N	N	N	N
American Indian or Alaska Native	N	N	N	N	N	N	N	N	N
Two or More Races	N	N	N	N	N	N	N	N	N
Economically Disadvantaged Students	N	N	N	N	N	N	N	N	N
Students with Disabilities	N	N	N	N	N	N	N	N	N
English Learners	N	N	N	N	N	N	N	N	N

** Indicator scores are only calculated for inclusion in ESSA accountability if data is available for at least 20 students.

† Target was met within a confidence interval.



**Dwight D. Eisenhower Elementary School
2016-2017**

Grade Span KF-03




23-4660-070
MIDDLESEX
SAYREVILLE BORO
601 ERNSTON ROAD
PARLIN, NJ 08859-2126

School General Info

Principal:	Mr. Aguiles	Email Address:	edward.aguiles@sayrevillek12.net
Address:	601 ERNSTON ROAD PARLIN, NJ 08859-2126	Website:	http://sayreville-dee.ss8.sharpschool.com/
Phone:	(732)525-5230	Facebook:	www.facebook.com/Dwight-D-Eisenhower-Elementary-School-588380017940089
		Twitter:	www.twitter.com/deisenprincipal

School Narrative

This section allows schools and districts to share highlights, achievements, and other important information about programs, activities, and services that are offered in their own words. If there are questions about the information provided in the narrative section, please contact your school directly.

 <p>Highlights:</p>	<ul style="list-style-type: none"> • Kindergarten Literacy Program focuses on at risk students • Increase of technology hardware in all classes. • Stars Program - after school programs funded by PTO and run by teachers.
 <p>Mission, Vision, Theme:</p>	<p>Dwight D. Eisenhower Elementary School is working in conjunction with the district to meet the district Vision 2030 which is committed to the holistic development of all our students in order to provide them with specific skill sets, character traits, and values that they will need to become successful in a competitive global workforce now and up to year 2030.</p>
 <p>Awards, Recognition, Accomplishments:</p>	<p>Our school received The Clean Communities Grant. Our third grade class helped clean up our field and around the school. We organized the materials picked up into trash and recyclables. The grant money was used to purchase Chromebooks for students in the third grade class.</p>






**Dwight D. Eisenhower Elementary School
2016-2017**

Grade Span KF-03

23-4660-070
MIDDLESEX
SAYREVILLE BORO
601 ERNSTON ROAD
PARLIN, NJ 08859-2126

School Narrative

This section allows schools and districts to share highlights, achievements, and other important information about programs, activities, and services that are offered in their own words. If there are questions about the information provided in the narrative section, please contact your school directly.

 <p>Courses, Curriculum, Instruction:</p>	<p>Our students use a number of programs including but not limited to RAZKids, enVision Math, and STMath. We offer a talented and gifted (TAG) program. We also offer Literacy and Math Academies and focus on improving our students' performance through the use of NJTSS for our at risk students.</p>
 <p>Clubs and Activities:</p>	<p>Throughout the year, we offer our students after school programs that they can attend sponsored by the Parent Teacher Organization (PTO) and run by our faculty. The programs vary and may include options such as art, coding, basketball, and cooking. Each year the programs change although some favorites, such as basketball and coding, are available each year.</p>
 <p>Before and After School Programs:</p>	<p>Our school and district has a partnership with Springboard Education which runs before and after school programs. Springboard provides homework help, academic support, character building programs and socialization skills. The program is supported by Springboard's unique curricula.</p>







Dwight D. Eisenhower Elementary School
2016-2017
Grade Span KF-03

23-4660-070
 MIDDLESEX
 SAYREVILLE BORO
 601 ERNSTON ROAD
 PARLIN, NJ 08859-2126

School Narrative

This section allows schools and districts to share highlights, achievements, and other important information about programs, activities, and services that are offered in their own words. If there are questions about the information provided in the narrative section, please contact your school directly.

 <p>Staff and Professional Learning:</p>	<p>Currently, our teachers are developing their skills and receiving training on our new reading system through Fountas and Pinnell. Our teachers also worked, through a partnership with Rutgers University, with a reading expert to coach our kindergarten through third grade teachers on best practices and strategies for improving our students' literacy skills.</p>
 <p>Student Supports and Services:</p>	<p>Our students are provided with the following services, if needed: ELL instruction, pull out replacement instruction, and/or in-class support instruction for our special education population. NJTSS is provided for all of our struggling students. Our students also have a weekly visit from the school counselor, who spends 30 minutes a week with each class. The counselor also provides more individualized or specific sessions for our students needing socialization or coping skills.</p>
 <p>Student Health and Wellness:</p>	<p>Eisenhower Elementary School offers breakfast in the classroom. Since providing breakfast in the classroom we have seen an increase in the number of students eating breakfast. We also provide lunch for our students and 20 minutes daily of recess, as well as physical education class once a week for kindergarten and twice a week for grades one through three.</p>
 <p>Parent and Community Involvement:</p>	<p>Our Parent Teacher Organization is central to our extra-curricular activities. Last year the PTO helped to purchase 36 Chromebooks for the school. They also provided a number of educational programs for the students during the school day, including one on bullying prevention. The PTO also sponsors a monthly family activity to bring the students and their families out to enjoy a family friendly night. These include nights such as the Halloween Bash and the Mid-Year Carnival.</p>



Dwight D. Eisenhower Elementary School
2016-2017

Grade Span KF-03

23-4660-070
MIDDLESEX
SAYREVILLE BORO
601 ERNSTON ROAD
PARLIN, NJ 08859-2126

School Narrative

This section allows schools and districts to share highlights, achievements, and other important information about programs, activities, and services that are offered in their own words. If there are questions about the information provided in the narrative section, please contact your school directly.



Facilities:

Our building houses a gymnasium/auditorium, an art lab complete with a kiln, a music room complete with sound proofing, a fully function library media center which includes a 36 computer laboratory, as well as a number of Chromebook carts. All the kindergarten and first grade classrooms have a bathroom in each room.