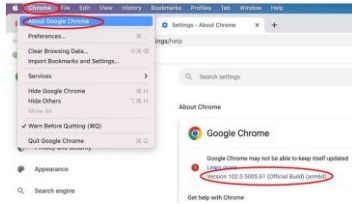


Printing 1stRepeaters_ALL2 Labels AND/OR 3-6 Labels:
(Updated 5/26/2022)

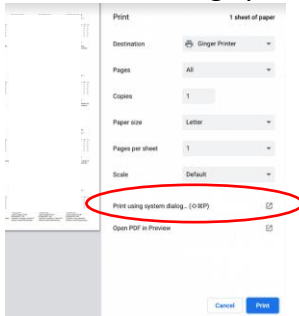
1. Use Avery 5261 labels, these labels are 1" x 4"
2. Use Chrome to print your labels
3. Make sure Chrome is on version 102.0 or higher (Chrome, About Google Chrome)



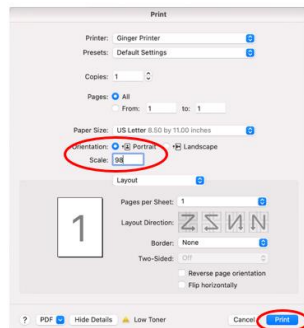
- a. You can update Chrome from Self Service
4. Run your labels from PowerSchool
5. Open the labels in your browser window (**Chrome** will work best for printing labels from PS)
 - a. If the labels do not open in your browser window, give Technology a call so we can adjust how your browser opens PDF files
6. When your labels are open in your browser, click the Printer button at the top right (circled in red below)



7. Click "Print using system dialog..."



8.
 - a. Select Portrait for the Orientation
 - b. Set the Scale to 98%



9. Click Print