

AMITY REGIONAL SCHOOL DISTRICT NO. 5
Bethany Orange Woodbridge
25 Newton Road, Woodbridge, Connecticut 06525
(203) 397-4811

Dr. Charles Dumais
Superintendent of Schools

PLEASE POST

PLEASE POST

AMITY REGIONAL BOARD OF EDUCATION
FINANCE COMMITTEE

April 9, 2018

A meeting of the Finance Committee of the Amity Regional Board of Education will be held on
Monday, April 9, 2018, at 5:30 p.m. at 25 Newton Road, Woodbridge, CT.

Agenda

1. Call to Order
2. Discussion and Possible Action on Minutes
 - a. Finance Committee Meeting – March 12, 2018 (Enclosure) *Page 2*
3. Public Comment
4. Discussion and Possible Action on the Healthy Food Certification Statement for July 1, 2018 through June 30, 2019 (Enclosure) *Page 5*
5. Discussion and Possible Action on Contract of \$35,000 or More (Enclosure) *Page 6*
 - a. Athletic Training Contract
 - b. Air Handling Units at Amity Regional High School
6. Discussion of Monthly Financial Statements (Enclosure) *Page 8*
7. Director of Finance and Administration Approved Transfers Under \$3,000 (Enclosure) *Page 86*
8. Discussion and Possible Action on Transfers Over \$3,000 (Enclosure) *Page 88*
9. Other
10. Adjourn

NOTE: All Board Members are invited to attend committee meetings.
A quorum of the Board may be present.



Charles Dumais, Ed.D.
Superintendent of Schools

CD/pjp

cc: Town Clerks Bethany
Orange
Woodbridge

PLEASE POST

PLEASE POST

**Working “to enable every Amity student to become a lifelong learner and
a literate, caring, creative and effective world citizen.” District Mission Statement**

If you require accommodations to participate because of a disability,
please contact the office of the Superintendent of Schools in advance at (203) 397-4811.

AMITY REGIONAL SCHOOL DISTRICT NO. 5 BOARD OF EDUCATION FINANCE COMMITTEE
MARCH 12, 2018 MEETING MINUTES

Page 1 of 3

A meeting of the Amity Regional Board of Education Finance Committee was held on Monday, March 12, 2018 at 5:30 p.m. at 100 Ohman Avenue in Orange.

COMMITTEE MEMBERS PRESENT: Chairperson John Belfonti, Ms. Patricia Cardozo, Mr. John Grabowski, Mr. Joseph Nuzzo, and Dr. Jennifer Turner

COMMITTEE MEMBERS ABSENT: Mr. Matthew Giglietti

BOARD OF EDUCATION MEMBERS PRESENT: Mr. Christopher Browe and Ms. Paula Cofrancesco

STAFF MEMBERS PRESENT: Dr. Charles Dumais, Ms. Theresa Lumas, Mr. Scott Cleary, and Dr. Marie McPadden

1. Call to Order

Chairman Belfonti called the meeting to order at 5:34 p.m.

2. Discussion and Possible Action on Minutes

a. Finance Committee Meeting – February 12, 2018

Motion by Ms. Cardozo, Second by Mr. Grabowski to accept the minutes as submitted

Vote in favor, 4 (unanimous)

MOTION CARRIED

b. Finance Committee Meeting – February 28, 2018

Motion by Mr. Nuzzo, Second by Ms. Cardozo to accept the minutes as submitted

Vote in favor, 4 (unanimous)

MOTION CARRIED

3. Public Comment

James Leahy, 495 Lambert Road, Orange handed out his data presentation regarding the projected 2017-2018 budget surplus. Mr. Leahy expressed his perspective that Orange will be receiving \$1.5 million revenue decrease, which will result in a built-in tax increase.

4. Consideration of and Possible Action on Funding the Cost of Issuance of the Pending Bonds Refunding

Motion by Ms. Cardozo, Second by Mr. Nuzzo to recommend to the Amity Board of Education that the cost of issuance for the refunding of the bonds for payment of the outstanding principal of and interest on all or a portion of the District's \$8,695,000 General Obligation Refunding Bonds, Issue of 2010, and \$8,245,000 General Obligation Refunding Bonds, Issue of 2010, Series B, will be paid from the 2017-2018 operating budget from the contingency account.

Vote in favor, 4 (unanimous)

MOTION CARRIED

5. Discussion of Monthly Financial Statements

6. Director of Finance and Administration Approved Transfers Under \$3,000

7. Discussion and Possible Action on Transfers over \$3,000

Motion by Dr. Turner, Second by Mr. Grabowski to recommend the Amity Board of Education approve the following budget transfer to cover higher than anticipated natural gas costs:

ACCOUNT NUMBER	ACCOUNT NAME	FROM	TO
03-14-2600-5410	Utilities, excluding heat	\$15,000	
03-14-2600-5621	Natural Gas		\$15,000

Vote in favor, 4 (unanimous)

MOTION CARRIED

8. Other

9. Adjourn

Motion by Mr. Grabowski, Second by Ms. Cardozo to adjourn the meeting at 5:58 p.m.

Vote in favor, 4 (unanimous)

MOTION CARRIED

Respectfully submitted,

*Pamela Pero
Recording Secretary*

DRAFT

AMITY REGIONAL SCHOOL DISTRICT NO. 5
Bethany Orange Woodbridge
25 Newton Road, Woodbridge Connecticut 06525



To: Theresa Lumas, Director of Finance and Administration

From: Scott Cleary, Assistant Director of Finance and Administration

Date: March 31, 2018

Re: Health Food Certification Statement for July 1, 2018 June 30, 2019

Each year the Board of Education has to confirm its participation in the Health Foods program from the State of Connecticut. By participating in this program the District receives payments from the State. In the current fiscal year the District has received \$6,537. If the District does not participate in the program, it would not receive these funds. However, we would still be required to follow the same guidelines as they are issued from the federal government, which provides over \$100,000 of support to the nutrition program. I recommend the following motions for the Amity Finance Committee and Board of Education.

Amity Finance Committee:

1. Motion to recommend to the Amity Board of Education to comply with Connecticut General Statutes Section 10-215f. and to authorize the Superintendent of Schools to sign Form ED-099 indicating that Amity Regional School District No. 5 will certify that all food items offered for sale to students in the schools under our jurisdiction and not exempted from the Connecticut Nutrition Standards published by the Connecticut State Department of Education, will meet said standards during the period of July 01, 2018 through June 30, 2019.
2. Motion to recommend that the Superintendent of Schools be authorized to sign Form ED-099, indicating that Amity Regional School District No. 5 will exclude from certification food items that do not meet the Connecticut Nutrition Standards, provided that 1) such food is sold in connection with an event occurring after the end of regular school day or on the weekend, 2) such sale is at the location of the event, and 3) such food is not sold from a vending machine or school store.

Amity Board of Education:

1. Motion by the Amity Board of Education to comply with Connecticut General Statutes Section 10-215f. and authorizes the Superintendent of Schools to sign Form ED-099 indicating that Amity Regional School District No. 5 will certify that all food items offered for sale to students in the schools under our jurisdiction and not exempted from the Connecticut Nutrition Standards published by the Connecticut State Department of Education, will meet said standards during the period of July 01, 2018 through June 30, 2019.
2. Motion to authorize the Superintendent of Schools be authorized to sign Form ED-099, indicating that Amity Regional School District No. 5 will exclude from certification food items that do not meet the Connecticut Nutrition Standards, provided that 1) such food is sold in connection with an event occurring after the end of regular school day or on the weekend, 2) such sale is at the location of the event, and 3) such food is not sold from a vending machine or school store.

AMITY REGIONAL SCHOOL DISTRICT NO. 5
Bethany Orange Woodbridge
25 Newton Road, Woodbridge Connecticut 06525



Theresa Lumas
Director of Finance and Administration
terry.lumas@reg5.k12.ct.us

Phone (203) 397-4813
Fax (203) 397-4864

To: Dr. Charles S. Dumais, Superintendent of Schools

From: Theresa Lumas, Director of Finance and Administration

Re: Award of Contracts of \$35,000 of More

Date: April 3, 2018

I recommend the following contracts over \$35,000 be awarded by the Amity Board of Education in accordance with the Board's Policy on purchasing procedures:

1. Athletic Training Contract:

The Amity Board of Education awarded the Athletic Training Contract to Rehabilitation Associates, Inc., which provides an Athletic Trainer with 'general liability and professional liability insurance for its services, including specifically all services of a certified athletic trainer'. We have been very satisfied with the performance of the Athletic Trainer provided by Rehabilitation Associates, Inc.

The contract has an automatic renewal clause so "Either party may cancel the renewal process by providing 30-days advanced written notice." The Board is asked to vote on the Athletic Training Contract no later than May of each year so the 30-days-advance written notice can be provided if and when the Board decides to terminate the contract. The annual fee for the 2017-2018 academic year is \$59,091. We agreed to a fee increase of 3.0% (\$1,772) subject to Board approval.

For Amity Finance Committee:

Move to recommend the Board authorize the Director of Finance and Administration to award the contract for all of the services of a certified athletic trainer to Rehabilitation Associates, Inc. of Fairfield, Connecticut, for the 2018-2019 academic year at the annual fee of \$60,863. The Board waives bidding this contracted service. The Board reserves the right to cancel the contract if Rehabilitation Associates, Inc. of Fairfield, Connecticut fails to perform in a satisfactory manner.

For Amity Board of Education:

Move to authorize the Director of Finance and Administration to award the contract for all of the services of a certified athletic trainer to Rehabilitation Associates, Inc. of Fairfield, Connecticut, for the 2018-2019 academic year at the annual fee of \$60,863. The Board waives bidding this contracted service. The Board reserves the right to cancel the contract if Rehabilitation Associates, Inc. of Fairfield, Connecticut fails to perform in a satisfactory manner.

2. HVAC Unit Replacement – AHS:

Three proposals were received to replace air handler units 17 and 18, which serve the TEMC Lab at Amity Regional High School. These air handlers were installed in 1993 and have outlived their useful life. The Board designated remaining funds in the Capital and Nonrecurring Account from the recent bond project for these replacements. Three vendors submitted bids. Three alternate prices were requested to (1) replace an old exhaust fan serving the welding booth and add a VFD for energy efficiency, (2) demolish the old ductwork, and (3) replace the 1993 vintage isolation valves as part of the project if monies allowed. Total bid prices, including the alternates, range from \$140,045 to \$207,000. Tucker Mechanical, a division of EMCOR, of Meriden, CT was the low bidder. All references checked were very positive and a scope review was done with Tucker Mechanical to ensure all measures were accounted for. I recommend we award the contract to Tucker Mechanical, of Meriden, CT for the total amount of \$140,045.

For Amity Finance Committee:

Move to recommend the Board award the contract to replace air handler units 17 and 18, including three (3) alternate options for a total price of \$140,045 to Tucker Mechanical, a division of EMCOR in Meriden, CT.

For Amity Board of Education:

Move to award the contract to replace air handler units 17 and 18, including three (3) alternate options for a total price of \$140,045 to Tucker Mechanical, a division of EMCOR in Meriden, CT.

**AMITY REGIONAL SCHOOL DISTRICT NO. 5
REVENUES AND EXPENDITURES
FOR FY 2017-2018**

		COLUMN 1	COLUMN 2	COLUMN 3	COLUMN 4	COLUMN 5	COLUMN 6	COL 7
		2016-2017	2017-2018	MAR '18	CHANGE	APR '18	VARIANCE	FAV
LINE	CATEGORY	ACTUAL	BUDGET	FORECAST	INCR./ (DECR.)	FORECAST	OVER/(UNDER)	UNF
1	MEMBER TOWN ALLOCATIONS	46,289,573	48,250,162	47,534,391	0	47,534,391	(715,771)	UNF
2	OTHER REVENUE	179,151	136,510	243,779	1,474	245,253	108,743	FAV
3	OTHER STATE GRANTS	1,012,502	0	715,771	0	715,771	715,771	FAV
4	MISCELLANEOUS INCOME	55,402	46,000	54,422	0	54,422	8,422	FAV
5	BUILDING RENOVATION GRANTS	6,491	6,491	6,491	(128)	6,363	(128)	UNF
6	TOTAL REVENUES	47,543,119	48,439,163	48,554,854	1,346	48,556,200	117,037	FAV
7	SALARIES	24,458,195	25,474,101	25,413,507	(19,776)	25,393,731	(80,370)	FAV
8	BENEFITS	6,002,563	6,418,372	6,116,316	(142,690)	5,973,626	(444,746)	FAV
9	PURCHASED SERVICES	7,498,587	8,394,700	7,651,851	(17,799)	7,634,052	(760,648)	FAV
10	DEBT SERVICE	4,709,213	4,406,650	4,406,650	0	4,406,650	0	FAV
11	SUPPLIES (INCLUDING UTILITIES)	2,701,384	2,897,963	2,892,577	12,245	2,904,822	6,859	UNF
12	EQUIPMENT	180,929	322,392	322,392	0	322,392	0	FAV
13	IMPROVEMENTS / CONTINGENCY	62,460	367,000	347,200	(12,525)	334,675	(32,325)	FAV
14	DUES AND FEES	136,290	157,985	157,985	0	157,985	0	FAV
15	TRANSFER ACCOUNT	0	0	484,391	0	484,391	484,391	UNF
16	TOTAL EXPENDITURES	45,749,621	48,439,163	47,792,869	(180,545)	47,612,324	(826,839)	FAV
17	SUBTOTAL	1,793,498	0	761,985	181,891	943,876	943,876	FAV
18	PLUS: CANCELLATION OF PRIOR YEAR'S ENCUMBRANCES	0	0	0	0	0	0	FAV
19	DESIGNATED FOR SUBSEQUENT YEAR'S BUDGET:	0	0	0	0	0	0	FAV
20	NET BALANCE / (DEFICIT)	1,793,498	0	761,985	181,891	943,876	943,876	FAV

Column 7: FAV=Favorable Variance
Revenues: At or OVER budget
Expenditures: At or UNDER budget

**AMITY REGIONAL SCHOOL DISTRICT NO. 5
REVENUES AND EXPENDITURES
FOR FY 2017-2018**

		COLUMN 1	COLUMN 2	COLUMN 3	COLUMN 4	COLUMN 5	COLUMN 6	COL 7
		2016-2017	2017-2018	MAR '18	CHANGE	APR '18	VARIANCE	FAV
LINE	CATEGORY	ACTUAL	BUDGET	FORECAST	INCR./((DECR.))	FORECAST	OVER/(UNDER)	UNF
1	BETHANY ALLOCATION	9,437,981	9,495,632	9,354,768	0	9,354,768	(140,864)	UNF
2	ORANGE ALLOCATION	22,561,538	24,017,483	23,661,194	0	23,661,194	(356,289)	UNF
3	WOODBIDGE ALLOCATION	14,290,054	14,737,047	14,518,429	0	14,518,429	(218,618)	UNF
4	MEMBER TOWN ALLOCATIONS	46,289,573	48,250,162	47,534,391	0	47,534,391	(715,771)	UNF
5	ADULT EDUCATION	3,177	3,042	3,042	0	3,042	0	FAV
6	PARKING INCOME	30,109	29,000	30,984	1,914	32,898	3,898	FAV
7	INVESTMENT INCOME	16,565	10,000	45,000	5,000	50,000	40,000	FAV
8	ATHLETICS	23,230	23,000	23,000	5,478	28,478	5,478	FAV
9	TUITION REVENUE	86,570	49,368	118,353	(12,218)	106,135	56,767	FAV
10	TRANSPORTATION INCOME	19,500	22,100	23,400	1,300	24,700	2,600	FAV
11	TRANSPORTATION BOWA AGREEMENT	0	0	0	0	0	0	FAV
12	OTHER REVENUE	179,151	136,510	243,779	1,474	245,253	108,743	FAV
13	BESB GRANT	0	0	0	0	0	0	FAV
14	SPECIAL EDUCATION GRANTS	1,012,502	0	715,771	0	715,771	715,771	FAV
15	OTHER STATE GRANTS	1,012,502	0	715,771	0	715,771	715,771	FAV
16	RENTAL INCOME	19,988	21,000	21,000	0	21,000	0	FAV
17	INTERGOVERNMENTAL REVENUE	0	0	8,422	0	8,422	8,422	FAV
18	OTHER REVENUE	35,414	25,000	25,000	0	25,000	0	FAV
19	TRANSFER IN	0	0	0	0	0	0	FAV
20	MISCELLANEOUS INCOME	55,402	46,000	54,422	0	54,422	8,422	FAV
21	BUILDING RENOVATION GRANTS	6,491	6,491	6,491	(128)	6,363	(128)	UNF
22	TOTAL REVENUES	47,543,119	48,439,163	48,554,854	1,346	48,556,200	117,037	FAV

Column 7: FAV=Favorable Variance
Revenues: At or OVER budget
Expenditures: At or UNDER budget

**AMITY REGIONAL SCHOOL DISTRICT NO. 5
REVENUES AND EXPENDITURES
FOR FY 2017-2018**

		COLUMN 1	COLUMN 2	COLUMN 3	COLUMN 4	COLUMN 5	COLUMN 6	COL 7
		2016-2017	2017-2018	MAR '18	CHANGE	APR '18	VARIANCE	FAV
LINE	CATEGORY	ACTUAL	BUDGET	FORECAST	INCR./(DECR.)	FORECAST	OVER/(UNDER)	UNF
1	5111-CERTIFIED SALARIES	20,160,271	20,975,448	20,899,144	(12,510)	20,886,634	(88,814)	FAV
2	5112-CLASSIFIED SALARIES	4,297,924	4,498,653	4,514,363	(7,266)	4,507,097	8,444	UNF
3	SALARIES	24,458,195	25,474,101	25,413,507	(19,776)	25,393,731	(80,370)	FAV
4	5200-MEDICARE - ER	333,749	353,376	356,892	0	356,892	3,516	UNF
5	5210-FICA - ER	272,102	277,127	280,361	0	280,361	3,234	UNF
6	5220-WORKERS' COMPENSATION	232,488	251,584	234,947	0	234,947	(16,637)	FAV
7	5255-MEDICAL & DENTAL INSURANCE	3,820,370	4,369,049	4,071,810	(140,735)	3,931,075	(437,974)	FAV
8	5860-OPEB TRUST	157,272	105,537	105,537	0	105,537	0	FAV
9	5260-LIFE INSURANCE	42,163	44,211	44,211	(1,857)	42,354	(1,857)	FAV
10	5275-DISABILITY INSURANCE	9,276	9,373	9,733	(98)	9,635	262	UNF
11	5280-PENSION PLAN - CLASSIFIED	862,404	886,831	886,831	0	886,831	0	FAV
12	5281- DEFINED CONTRIBUTION RETIREMENT PLAN	48,776	54,384	59,093	0	59,093	4,709	UNF
12	5282-RETIREMENT SICK LEAVE - CERT	77,835	19,936	19,936	0	19,936	0	FAV
13	5283-RETIREMENT SICK LEAVE - CLASS	1,137	1,587	1,587	0	1,587	0	FAV
14	5284-SEVERANCE PAY - CERTIFIED	118,398	25,477	25,477	0	25,477	0	FAV
15	5290-UNEMPLOYMENT COMPENSATION	25,360	17,900	17,900	0	17,900	0	FAV
16	5291-CLOTHING ALLOWANCE	1,233	2,000	2,000	0	2,000	0	FAV
17	BENEFITS	6,002,563	6,418,372	6,116,316	(142,690)	5,973,626	(444,746)	FAV
18	5322-INSTRUCTIONAL PROG IMPROVEMENT	19,287	15,500	20,500	0	20,500	5,000	UNF
19	5327-DATA PROCESSING	74,490	94,178	94,178	0	94,178	0	FAV
20	5330-OTHER PROFESSIONAL & TECHNICAL SRVC	959,298	1,277,466	1,243,766	0	1,243,766	(33,700)	FAV
21	5440-RENTALS - LAND, BLDG, EQUIPMENT	88,456	97,947	97,947	0	97,947	0	FAV
22	5510-PUPIL TRANSPORTATION	2,684,145	2,928,073	2,709,521	(1,934)	2,707,587	(220,486)	FAV
23	5521-GENERAL LIABILITY INSURANCE	217,543	234,767	234,767	0	234,767	0	FAV
24	5550-COMMUNICATIONS: TEL, POST, ETC.	134,313	172,374	144,934	0	144,934	(27,440)	FAV
25	5560-TUITION EXPENSE	3,235,655	3,486,509	3,018,352	(15,865)	3,002,487	(484,022)	FAV
26	5590-OTHER PURCHASED SERVICES	85,400	87,886	87,886	0	87,886	0	FAV
27	PURCHASED SERVICES	7,498,587	8,394,700	7,651,851	(17,799)	7,634,052	(760,648)	FAV

Column 7: FAV=Favorable Variance
Revenues: At or OVER budget
Expenditures: At or UNDER budget

**AMITY REGIONAL SCHOOL DISTRICT NO. 5
REVENUES AND EXPENDITURES
FOR FY 2017-2018**

		COLUMN 1	COLUMN 2	COLUMN 3	COLUMN 4	COLUMN 5	COLUMN 6	COL 7
		2016-2017	2017-2018	MAR '18	CHANGE	APR '18	VARIANCE	FAV
LINE	CATEGORY	ACTUAL	BUDGET	FORECAST	INCR./((DECR.)	FORECAST	OVER/(UNDER)	UNF
28	5830-INTEREST	1,249,213	821,650	821,650	0	821,650	0	FAV
29	5910-REDEMPTION OF PRINCIPAL	3,460,000	3,585,000	3,585,000	0	3,585,000	0	FAV
30	DEBT SERVICE	4,709,213	4,406,650	4,406,650	0	4,406,650	0	FAV
31	5410-UTILITIES, EXCLUDING HEAT	669,181	681,950	666,564	0	666,564	(15,386)	FAV
32	5420-REPAIRS, MAINTENANCE & CLEANING	703,831	720,055	720,055	12,245	732,300	12,245	UNF
33	5611-INSTRUCTIONAL SUPPLIES	361,671	385,274	380,274	0	380,274	(5,000)	FAV
34	5613-MAINTENANCE/CUSTODIAL SUPPLIES	201,900	219,965	219,965	0	219,965	0	FAV
35	5620-OIL USED FOR HEATING	36,763	37,870	37,870	0	37,870	0	FAV
36	5621-NATURAL GAS	63,982	53,845	68,845	0	68,845	15,000	UNF
37	5627-TRANSPORTATION SUPPLIES	87,411	117,341	117,341	0	117,341	0	FAV
38	5641-TEXTS & DIGITAL RESOURCES	70,197	111,221	111,221	0	111,221	0	FAV
39	5642-LIBRARY BOOKS & PERIODICALS	18,970	21,615	21,615	0	21,615	0	FAV
40	5690-OTHER SUPPLIES	487,478	548,827	548,827	0	548,827	0	FAV
41	SUPPLIES (INCLUDING UTILITIES)	2,701,384	2,897,963	2,892,577	12,245	2,904,822	6,859	UNF
42	5730-EQUIPMENT - NEW	47,837	72,200	72,200	0	72,200	0	FAV
43	5731-EQUIPMENT - REPLACEMENT	133,092	250,192	250,192	0	250,192	0	FAV
44	EQUIPMENT	180,929	322,392	322,392	0	322,392	0	FAV
45	5715-IMPROVEMENTS TO BUILDING	32,160	51,000	51,000	0	51,000	0	FAV
45a	5715-FACILITIES CONTINGENCY	9,775	100,000	38,032	(12,525)	25,507	(74,493)	FAV
45b	TRSF. FROM FACILITIES CONTINGENCY	(9,775)	0	42,168	0	42,168	42,168	UNF
46	5720-IMPROVEMENTS TO SITES	30,300	66,000	66,000	0	66,000	0	FAV
47	5850-DISTRICT CONTINGENCY	48,574	150,000	150,000	0	150,000	0	FAV
47a	TRSF. FROM CONTINGENCY TO OTHER ACCTS.	(48,574)	0	0	0	0	0	FAV
48	IMPROVEMENTS / CONTINGENCY	62,460	367,000	347,200	(12,525)	334,675	(32,325)	FAV
49	5580-STAFF TRAVEL	19,264	22,432	22,432	0	22,432	0	FAV
50	5581-TRAVEL - CONFERENCES	28,433	36,520	36,520	0	36,520	0	FAV
51	5810-DUES & FEES	88,593	99,033	99,033	0	99,033	0	FAV
52	DUES AND FEES	136,290	157,985	157,985	0	157,985	0	FAV
53	5856-TRANSFER ACCOUNT	0	0	484,391	0	484,391	484,391	UNF
54	ESTIMATED UNSPENT BUDGETS		0	0	0	0	0	FAV
55	TOTAL EXPENDITURES	45,749,621	48,439,163	47,792,869	(180,545)	47,612,324	(826,839)	FAV

Column 7: FAV=Favorable Variance
Revenues: At or OVER budget
Expenditures: At or UNDER budget

AMITY REGIONAL SCHOOL DISTRICT NO. 5
REVENUES & EXPENDITURES BY CATEGORY
FINANCIAL ANALYSIS
FOR THE FISCAL YEAR 2017-2018



MARCH 2018

2017-2018 FORECAST

Potential Use of Unspent Fund Balance:

The Superintendent of Schools plans to ask the Amity Finance Committee and Amity Board of Education to set a District Meeting to propose a supplemental appropriation, up to 1%, \$484,391, of the operating budget, from the estimated fiscal year 2018 fund balance into the Reserve for Capital Nonrecurring Expenditures. The Amity Finance Committee and Amity Board of Education will be asked to consider this request at their September 2018 meeting.

OVERVIEW

The projected unspent fund balance for this fiscal year is **\$943,876 FAV** (previously **\$761,985 FAV**), which appears on page 1, column 6, line 20.

REVENUES BY CATEGORY

The projected yearend balance of revenues is **\$117,037 FAV** previously **\$115,691 FAV**, which appears on page 2, column 6, line 22.

LINES 1-4 on Page 2: TOWN ALLOCATIONS

The adopted State budget left the Excess Cost grant intact. We are currently expecting to receive \$715,771 FAV for the year based on the December SEDAC-G report. The State will issue a partial payment (about 75%) of the funds at the end of February. The estimated reimbursement rate is 75% of actual costs incurred. Updated cost information is filed with the State in March so the June payments are recalculated. We do not know the actual reimbursement rate until payments are made and the rate fluctuates from February to June reimbursements. The Town allocations have been projected to be reduced by this revenue, **\$715,771 UNF**.

LINE 5 on Page 2: ADULT EDUCATION:

The forecast is based on projected State payments.

LINE 7 on Page 2: INVESTMENT INCOME:

The budget is based on the expectation interest rates will remain steady and revenue will be at budget. *Forecast projects investment income will be \$40,000 FAV more than anticipated, previously \$35,000 FAV.*

<u>Month</u>	<u>Peoples United</u>	<u>State Treasurer's Investment Fund</u>
July 2017	0.395 %	0.930 %
August 2017	0.397%	1.050%
September 2017	0.397%	1.070%
October 2017	0.397%	1.150%
November 2017	0.397%	1.190%
December 2017	0.397%	1.240%
January 2018	0.395%	1.380%
February 2018	0.395%	1.410%
March 2018	0.396%	1.660%

LINE 8 on Page 2: ATHLETICS:

The forecast is based on actual revenue collected.

LINE 9 on Page 2: TUITION REVENUE:

The budget is based on three tuition students. The actual tuition charged is higher than budgeted. Three new tuition students enrolled in the District. The projected variance is \$56,767 FAV previously \$68,985 FAV. A student enrolled and requires additional services. A tuition student left the District in February. *A student gained resident status.*

LINE 10 on Page 2: TRANSPORTATION INCOME:

The forecast is based on projected State payments for magnet school transportation only, *currently \$2,600 FAV, previously \$1,300 FAV.*

LINE 14 on Page 2: SPECIAL EDUCATION GRANTS:

There were no funds budgeted on this line. The State budget proposed eliminating this grant and creating a new special education grant. The new special education grant is proposed as a direct payment to the member towns. The adopted State budget left the Excess Cost grant intact. We are currently expecting to receive \$581,396 FAV for the year based on the December SEDAC-G report. The State will issue a partial payment (about 75%) of the funds at the end of February. The estimated reimbursement rate is 75% of actual costs incurred. Updated cost information is filed with the State in March so the June payments are recalculated. We do not know the actual reimbursement rate until payments are made and the rate fluctuates from February to June reimbursements. The Town allocations have been projected to be reduced by this revenue. The current projection for Excess Costs is \$715,771 FAV. This is based on a 73% reimbursement rate. The District expects 75% of the payment at the end of February and will adjust the towns allocation for March. The final excess cost payment in May/June is expected to vary from current projections.

LINE 16 on Page 2: RENTAL INCOME:

The forecast is based on a historical analysis.

LINE 17 on Page 2: INTERGOVERNMENTAL INCOME:

The forecast is based on a the shared services agreement with the Town of Woodbridge for technology services beginning March 1, 2018, \$8,422 FAV.

LINE 18 on Page 2: OTHER REVENUE:

The forecast assumes the account will be on target.

EXPENDITURES BY CATEGORY

The projected yearend balance of expenditures is **\$826,839 FAV previously \$646,294 FAV**, which appears on page 4, column 6, line 55.

LINE 1 on Page 3: 5111-CERTIFIED SALARIES:

The current forecast projects \$88,814 FAV variance, previously \$76,304 FAV variance. Unpaid leaves of absences account for \$19,877 FAV and approximately \$15,000 FAV in staff changes. Adjustments to tutoring needs and additional consumer science lab time offered account for the October change. Unpaid leaves account for \$6,000 FAV and lower than anticipated summerwork estimates \$11,000 FAV are included in the analysis. Long term substitute costs are anticipated to increase by \$10,377 UNF. The forecast includes a savings of \$23,876 from a mid-year retirement. *Also, \$12,510 FAV from unfilled assistant coaching positions at the middle school.*

LINE 2 on Page 3: 5112-CLASSIFIED SALARIES:

The current forecast projects \$7,266 UNF variance, previously \$15,710 UNF variance due to adjusting overtime edstimates and unpaid leave time. Overtime adjustments account for the \$8,067 UNF change and \$12,000 increased substitute costs to cover long term leaves, and \$9,437 for increased health insurance buyout payments.

LINES 3 & 4 on Page 3: 5200 & 5210-MEDICARE & FICA:

The forecast is based on the current staff.

LINE 6: 5220 on Page 3-WORKERS' COMPENSATION:

The workers' compensation premium is as budgeted and the forecast assumes the payroll audit will be as budgeted. Member equity distribution received for \$19,598 FAV. Workers' compensation payroll audit was \$7,961 which is \$2,961 UNF overbudget.

LINES 7 on Page 3: 5255-MEDICAL AND DENTAL INSURANCE:

The forecast assumes actual claims of current employees and retirees will be the same as budget except for months with *actual claims (highlighted in bold, italics)*. *The current projection for claims and fees is \$901,782 FAV, previously \$824,590 FAV.* \$458,962 UNF is projected to be transferred to insurance fund to offset the 2018-2019 budget and to increase the reserve to 25%. *A balance of \$437,974 FAV, (previously \$297,239 FAV) is forecasted for the medical account.*

CLAIMS OF CURRENT EMPLOYEES AND RETIREES

MONTH	2017-2018 ACTUAL	2017-2018 BUDGET	VARIANCE	2016-2017 ACTUAL	2015-2016 ACTUAL
<i>JUL</i>	\$ 254,849	\$ 376,127	\$ (121,278)	\$ 309,902	\$ 424,798
<i>AUG</i>	\$ 374,433	\$ 376,127	\$ (1,695)	\$ 466,996	\$ 298,314
<i>SEP</i>	\$ 219,176	\$ 376,127	\$ (156,951)	\$ 250,040	\$ 311,187
<i>OCT</i>	\$ 271,340	\$ 376,127	\$ (104,787)	\$ 250,625	\$ 316,592
<i>NOV</i>	\$ 353,747	\$ 376,127	\$ (22,380)	\$ 307,308	\$ 382,903
<i>DEC</i>	\$ 318,839	\$ 376,127	\$ (57,288)	\$ 482,363	\$ 416,646
<i>JAN</i>	\$ 191,730	\$ 376,127	\$ (184,397)	\$ 178,047	\$ 382,654
<i>FEB</i>	\$ 172,313	\$ 376,127	\$ (203,814)	\$ 308,703	\$ 253,140
<i>MAR</i>	\$ 288,923	\$ 376,127	\$ (87,204)	\$ 282,399	\$ 360,554
<i>APR</i>	\$ 376,127	\$ 376,127	\$ -	\$ 219,690	\$ 479,532
<i>MAY</i>	\$ 376,127	\$ 376,127	\$ -	\$ 449,993	\$ 370,820
<i>JUN</i>	\$ 376,127	\$ 376,127	\$ -	\$ 301,248	\$ 320,630
TOTALS	\$ 3,573,730	\$4,513,524	\$ (939,794)	\$3,807,314	\$4,317,770

ACTUAL/FORECAST CLAIMS AS A PERCENTAGE OF EXPECTED CLAIMS

2014-2015 ACTUAL	2015-2016 ACTUAL	2016-2017 ACTUAL	2017-2018 BUDGET	2017-2018 FORECAST
87.3%	99.9%	85.2%	100.0%	79.2%

Note: 2017-2018 FORECAST of projected claims for this fiscal year as a percentage of expected claims is based on actual year-to-date claims plus budgeted claims for the remainder of the year divided by expected (budgeted) claims.

**FEES OF CURRENT EMPLOYEES AND RETIREES
(Stop-Loss Premiums, Network Access Fees, and Other Fees)**

MONTH	2017-2018 ACTUAL	2017-2018 BUDGET	VARIANCE	2016-2017 ACTUAL	2015- 2016 ACTUAL
<i>JUL</i>	\$ 84,939	\$ 60,539	\$ 24,400	\$ 79,407	\$ 95,297
<i>AUG</i>	\$ 96,820	\$ 60,539	\$ 36,281	\$ 101,465	\$ 87,514
<i>SEP</i>	\$ 73,886	\$ 60,539	\$ 13,347	\$ 75,692	\$ 73,583
<i>OCT</i>	\$ 85,237	\$ 60,539	\$ 24,698	\$ 80,902	\$ 76,154
<i>NOV</i>	\$ 58,958	\$ 60,539	\$ (1,581)	\$ 46,802	\$ 41,351
<i>DEC</i>	\$ 45,657	\$ 60,539	\$ (14,882)	\$ 42,983	\$ 40,224
<i>JAN</i>	\$ 45,850	\$ 60,539	\$ (14,689)	\$ 41,762	\$ 29,552
<i>FEB</i>	\$ 45,666	\$ 60,539	\$ (14,873)	\$ 42,203	\$ 38,454
<i>MAR</i>	\$ 45,850	\$ 60,539	\$ (14,689)	\$ 42,080	\$ 39,472
<i>APR</i>	\$ 60,539	\$ 60,539	\$ -	\$ 42,032	\$ 39,177
<i>MAY</i>	\$ 60,539	\$ 60,539	\$ -	\$ 42,101	\$ 28,560
<i>JUN</i>	\$ 60,539	\$ 60,539	\$ -	\$ 41,807	\$ 28,670
TOTALS	\$ 764,480	\$ 726,468	\$ 38,012	\$ 679,235	\$ 618,008

LINE 9 on Page 3: 5260-LIFE INSURANCE:

The forecast is based on the current staff.

LINE 10 on Page 3: 5275-DISABILITY INSURANCE:

The forecast is based on the current staff. The forecast projects \$360 UNF after the policy was updated with current staffing and coverages.

LINE 11 on Page 3: 5281-DEFINED CONTRIBUTION RETIREMENT PLAN:

The District negotiated into most of the classified contracts the establishment of a defined contribution pension plan. Fiduciary Investment Advisors was contracted to bid the services. International City Management Association (ICMA-RC) was selected to administer the plan. The current forecast projects the District's contribution will be on over budget by \$4,709 UNF.

LINE 18: on Page 3 5322-INSTRUCTIONAL PROGRAM IMPROVEMENT:

The forecast reflects a requested budget transfer of \$5,000 UNF from instructional supplies to cover costs to revise the Teacher/Administrator Evaluation Plan.

LINE 20: on Page 3 5330-PROFESSIONAL TECHNICAL SERVICES:

Legal costs are projected to be on budget at this point. Administrative legal services are \$6,585 YTD, Board directed legal services are \$1,372 YTD, Negotiation legal services are \$31,407 YTD, Personnel legal services are \$ 126 YTD and Special Education legal services are \$25,923 YTD. District staff has provided much of the vocational skill training for transition students so we have spent less on contracted services, \$25,000 FAV, less interns than projected is \$52,000 FAV, increased services for hearing impaired, \$13,500 UNF and \$19,800 UNF for electrical engineering study on failing breaker.

LINE 22 on Page 3: 5510-PUPIL TRANSPORTATION:

Special Education Transportation is a projected variance of **\$220,486 FAV (previously \$218,552 FAV)**. The forecast is based on the current transportation needs of the students. The actual runs needed in September were less than anticipated with one less special run, and one shorter run is shared with one of the member towns. The forecast includes combining two runs mid-October as well. There continue to be changes throughout the year.

LINE 24 on Page 3: 5550-COMMUNICATIONS, TEL, POSTAGE:

The State of CT is not billing the District separately for Bethany Middle School as we were told last year. Bethany Middle School and Amity High School are billed as one entity. Our e-rate application for the current budget year was approved and we began receiving discounted invoices. \$27,440 FAV.

LINE 25 on Page 3: 5560-TUITION EXPENSE:

Tuition has a projected variance of **\$484,022 FAV (previously \$468,157)**. The forecast is based on current students and their placements and will change throughout the year.

Tuition for the vo-ag schools has a projected variance of **\$17,082 UNF previously \$17,082 UNF**. Vo-Ag Enrollment is up by two students. Magnet/Charter school enrollment is up by 1 student. Additional services are required for a special needs student.

	FY13-14 ACTUAL	FY14-15 ACTUAL	FY15-16 ACTUAL	FY16-17 ACTUAL	FY17-18 BUDGET	FY17-18 FORECAST
Sound	7	5	4	3	5	<i>4</i>
Trumbull	2	2	3	3	4	<i>6</i>
Nonnewaug	2	1	<i>3(5)^a</i>	3	3	<i>4</i>
Common Ground Charter HS	0	1	1	1	0	<i>0</i>
ACES Wintergreen Magnet	1	0	0	0	0	<i>0</i>
King Robinson Magnet	0	0	1	1	0	<i>0</i>
Engineering Science Magnet	0	0	0	0	1	<i>1</i>
Highville Charter School	0	0	0	0	0	<i>1</i>
Totals	12	9	12(14)	15	13	<i>16 (16)</i>

Note ^a: Two students left on April 15, 2016.

ECA has a projected variance of **\$11,500 FAV previously \$11,500 FAV** due to lower enrollment. One additional student was enrolled from the wait list.

	FY13-14 ACTUAL	FY14-15 ACTUAL	FY15-16 ACTUAL	FY16-17 ACTUAL	FY17-18 BUDGET	FY17-18 FORECAST
ECA	26	26	22	15	21	19(19)

Public (ACES) and private out-of-district placements has a projected variance of **\$489,604 FAV previously \$473,739 FAV**. An outplaced student moved out of the District and another outplaced student returned to the District. Another student returned to the District from outplacement. **Forecast changes reflect changes in services to students.**

	FY13-14 ACTUAL	FY14-15 ACTUAL	FY15-16 ACTUAL	FY16-17 ACTUAL	FY17-18 BUDGET	FY17-18 FORECAST
Public SPED	6	10	6	8	8	10
Private SPED	25	24	26	27	26	20(21)
Totals	31	34	32	35	34	30(31)

LINE 30 on Page 4: 5410-UTILITIES, EXCLUDING HEAT:

The 2017-2018 budget for electricity assumes the use of 3,683,126 kilowatt hours at an average price of \$0.16262 per kilowatt hour, or a cost of \$598,950.

ELECTRICITY (KILOWATT HOURS)

MONTH	2017-2018 FORECAST	2017-2018 BUDGET	VARIANCE	2016-2017 ACTUAL	2015-2016 ACTUAL
<i>JUL</i>	259,046	341,940	(82,894)	308,892	339,296
<i>AUG</i>	286,777	361,857	(75,080)	363,040	374,855
<i>SEP</i>	285,740	356,339	(70,599)	336,638	361,951
<i>OCT</i>	280,876	298,918	(18,042)	280,809	293,904
<i>NOV</i>	259,631	289,527	(29,896)	283,913	276,758
<i>DEC</i>	272,198	290,763	(18,565)	271,495	269,037
<i>JAN</i>	266,633	300,469	(33,836)	271,495	273,192
<i>FEB</i>	267,529	306,991	(39,462)	281,139	291,283
MAR	304,483	304,483	-	274,324	297,274
APR	301,956	301,956	-	271,093	276,797
MAY	326,836	326,836	-	290,167	300,487
JUN	333,901	333,901	-	270,748	296,170
Totals	3,445,606	3,813,980	(368,374)	3,503,753	3,651,004

Note: 2017-2018 Actual Kilowatt Hours shown in bold italics.

The budget assumes there will not be a Load Shed credit. There has been one load shed event so far this summer. **Three checks totaling \$6,976 were received for the load shed events.** To date we have used 2,263,305 KWH at an average cost of \$0.1621/kwh. The forecast projects a surplus of \$15,538 FAV previously, \$12,181 FAV. We are requesting a budget transfer to the natural gas account this month.

The budget for propane is \$3,000. The forecast is \$ 500 or \$2,500 FAV under budget.

Sewer costs are budgeted at \$36,000, our estimated total payments will be **\$37,052 or \$1,052 UNF.**

DEGREE DAYS

There are 3,620 degree days through March 2018 as opposed to 3,606 last year.

LINE 31 on Page 4: 5420-REPAIRS:

Budget for the year is \$67,500. Snow removal and sanding through March total \$72,025. A transfer is requested to cover this shortfall.

LINE 36 on Page 4: 5621-NATURAL GAS:

Budget for the year is \$53,845. Due to the extended down time of the heat exchanger at Amity High School, our boilers and hot water boiler ran on our gas usage through the end of December. In addition, it has been a colder winter. The forecast projects being over budget by \$11,982. UNF. A budget transfer was approved last month from electricity for \$15,000 to cover the shortfall.

LINE 45 on Page 4: 5715-IMPROVEMENTS TO BUILDING:

The facilities contingency has a budget of \$100,000. The projection is that these funds will be entirely used or appropriated to the Capital Reserve Account. The current balance is \$100,000. Current balance is projected is **\$38,032.**

The Board approved a transfer of \$19,800 at its December 2017 meeting for a Short Circuit and Coordination (SC&C) Study and Arc Flash Hazard Analysis for Amity High School. One of our main electrical panels tripped during the Micro Grid testing. This study will provide the data necessary to test and calibrate the breaker.

A budget transfer was approved for the installation of an above ground heating supply line at Amity High School. A leak was detected in an underground water line in November. Further testing revealed it was the supply line. The area is congested with many mechanicals and an above ground solution was determined to be appropriate. F+F Mechanical completed the work in November at a total cost of \$42,167.03.

The Board approved a transfer of \$19,800 at its December 2017 meeting for a Short Circuit and Coordination (SC&C) Study and Arc Flash Hazard Analysis for Amity High School. One of our main electrical panels tripped during the Micro Grid testing. This study will provide the data necessary to test and calibrate the breaker.

The forecast includes two budget transfer requests. The first is to cover the sanding and snow removal charges through March which have exceeded the budget of \$67,500 by \$4,525 UNF. The second request is for additional repairs at Bethany Middle School, \$8,000 UNF. A hot water mixing valve needed replacement as did insulation on an HVAC rooftop unit. The insulation was damaged last fall and patched, however it is now being replaced because wet areas have detected. A claim was filed with our insurance provider and we are hoping some of the insulation costs can be recouped.

LINE 47 on Page 4: 5850-CONTINGENCY:

The budget includes a \$150,000 contingency for unplanned, necessary expenditures. The forecast assumes these funds will be entirely used. The current balance is \$150,000.

The Board has approved the cost of issuance can be paid from contingency. The current estimate is \$85,000. A transfer will be requested after the refinancing is complete in April.

LINE 53 on Page 4: 5856-TRANSFER:

The forecast includes a supplemental appropriation to the Capital and Nonrecurring Fund of 1% of the current operating budget, or \$484,391 UNF. The administration will request a District Meeting be held in September 2018 for approval of the supplemental appropriation.

APPENDIX A

COST SAVINGS AND EFFICIENCIES FOR FISCAL YEAR 2017-2018

TOTAL ANNUAL SAVINGS TO-DATE OF: \$29,753

\$13,930 Cable Advisory Grant: One of the high school teachers, Jeremy Iverson, applied for and received a grant from Cable Advisory Grant. The grant is to be used to purchase production equipment for the film courses and production room. This reduces the amounts that would be funded through the general fund.

\$7,483 Library Media Center – Amity Regional High School: The Library Media Specialist, Robert Musco has develop several procedures to keep the library media center current while maximizing the budget dollars and generating additional funds to support the library media center. Unused assets, such as card catalog cabinets, microfiche machines, and music CDs are offered for sale (\$450). Inexpensive electronic devices that fail within in a 3-year period are credited back to our account by Amazon. Periodicals that are not utilized or available online are not purchased, reducing subscriptions from over 40 down to 21 and saving over \$1,000. The staff monitors and develops procedures to control losses which increased the recovery rate of library media materials (\$5,833). Purchased used books whenever possible.

\$700 Online training: Three staff members, Katie McGonigal, Kristin Yeakel, and Lisa Lassen decided to use the free online training and their own collaboration to complete the training needed to prepare for the Google Educator Level 2 exam. They also choose a day where coverage was not needed for Katie and minimal coverage was needed for Kristin, an additional savings. All three passed the Google Educator Level 2 exam, a grueling three hour exam. Their Google Certification specifically states, we have “demonstrated the advanced knowledge, skills, and competencies needed to implement and integrate Google for Education tools.”

Cost savings: \$150 per person workshop fee + mileage + 1.5 subs

\$5,000 Technology equipment: The technology department recently installed wireless cameras and microphones in the District Presentation Room. The microphones were repurposed from child development room at the high school, saving \$2,000. The computer and software to monitor the cameras and project the meetings is shared with the high school productions class, avoiding new costs of \$3,000.

\$150 Record board: Mr. DeFeo, one of the Technology Ed teachers worked with Mr. Goodwin, the Athletic Director, to update the record board at the Orange Pool. The update was integrated into the curriculum and saved the District \$150. The update was done in a much shorter timeframe, and can be done on an as needed basis.

\$540 Communications: Cell phone usage was reviewed and based on actual usage, the Director of Facilities recommends decreasing our monthly minute allowance. This is projected to be an annual savings of \$540.

\$1,950 Repairs: *We received quotations from Hungerford's to perform two repairs of items that were discovered during their quarterly inspections of our water and sewer systems. The heater in the sewage ejection pit at Amity Middle School, Orange Campus was malfunctioning. The quote for replacement was \$1,085. We were able to do it in-house for \$650, thus saving \$435. The dewatering system under the stage in the auditorium at Amity Regional High School had developed a leak in the tee on the discharge line. The quote to repair the piping was \$1,680. We were able to do the repair in-house for \$165, thus saving \$1,515.*

There is a detailed history of the District's efforts to save dollars and operate efficiently. This information is posted on the District's website:

- **Energy Savings Initiatives for the past decade**
<http://www.amityregion5.org/boe/sub-committees/finance-committe>
- **District recognized CQIA Innovation Prize for Fostering a District Culture of Maximizing Cost Savings and Efficiencies**
<http://www.amityregion5.org/boe/sub-committees/finance-committee2>
- **Fiscal Year 2016-2017 – \$595,302** <http://www.amityregion5.org/boe/sub-committees/finance-committee>
- **Fiscal Year 2015-2016 – \$125,911** <http://www.amityregion5.org/boe/sub-committees/finance-committee>
- **Fiscal Year 2014-2015 – \$139,721** <http://www.amityregion5.org/boe/sub-committees/finance-committee>

APPENDIX B

MONTHLY FORECASTS: PURPOSE, METHODOLOGY, HISTORICAL

PURPOSE & METHODOLOGY:

A forecast is a prediction or estimate of future events and trends. **It is only as good as the data available and the assumptions used.** We use current information and past history.

There are many factors, which can significantly impact expenditures, both positively and negatively (e.g., staff turnover, vacancies and leaves-of absence; medical and dental insurance claims when self-insured; special education expenditures; major facility repairs; snow removal).

To illustrate, a special education student could move into the District in mid-year and the cost impact could be over \$100,000 and/or we could have a 'bad claims year' and wipe out the Self Insurance Reserve Fund and need other funds to cover claims of current employees and retirees. If we do not have available funds to cover these and other potential shortfalls, the necessity to seek additional funding from the public would be our only option (as only the towns have a fund balance from prior years available to use in the case of an emergency).

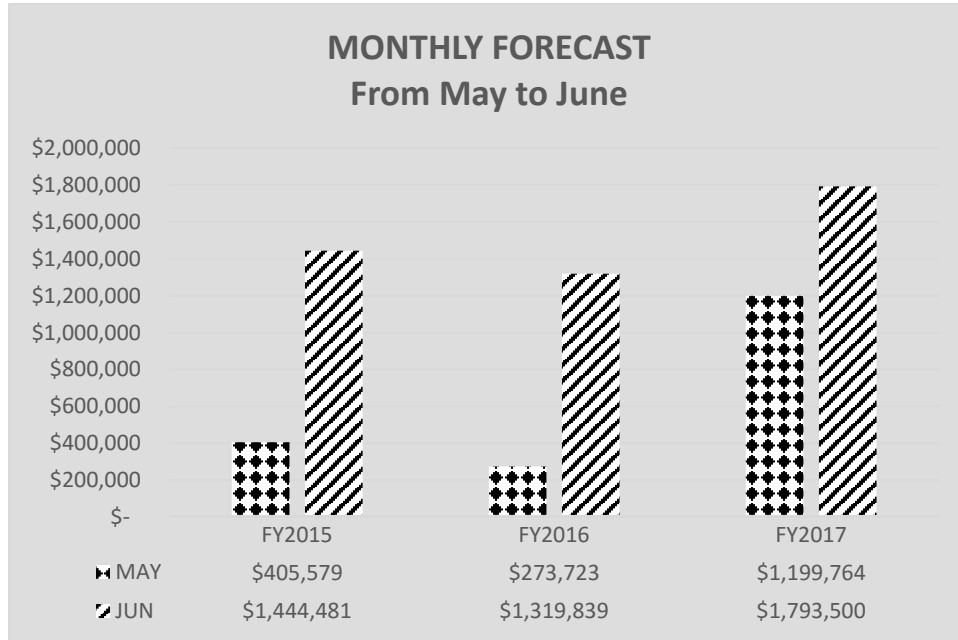
Revenues can be most impacted by decisions made at the State level for Special Education and Transportation grants. We have seen the reimbursement rate change in mid-year.

Prudent financial management is necessary. We need to be sure the total expenditures budget is never overspent (and may need to be underspent if revenues are below budget because total expenditures cannot exceed total revenues). It is imperative we 'hold back' on spending any of the Contingency Account until it is absolutely necessary or we are close to yearend. The Superintendent of Schools and Director of Finance and Administration review and approve or deny all purchase orders. We are careful to make sure funds are only spent when necessary and not just because 'it is in the budget'. We are constantly faced with the 'what-ifs' of over expenditures in certain accounts. We need to be sure there are sufficient funds available. As a result, the fund balance has been larger towards the end of the fiscal year.

Furthermore, the monthly forecasts are based on the information available. We have had large, unexpected or highly unpredictable events at the end of the fiscal year (mostly of a positive nature), which have significantly change the forecast from May to June.

HISTORICAL:

The chart below depicts the yearend balance projected in May and June of each of the past three fiscal years.



The major contributors of the significant change from the May to June forecasts are detailed below.

FY2015:

The projected fund balance was \$1,444,481. The monthly forecast for May 2015 projected a fund balance of \$405,579, or **\$1,038,902 higher than the prior month's forecast**. The major reasons for the significant increase in the yearend fund balance from one month to the next month were, as follows:

- **\$137,115:** Certified and classified salaries were lower than forecasted. It is not until the end of the fiscal year when we know the actual expenditures for coverages, substitutes, leaves of absences, overtime, and pay docks. We use conservative estimates in the forecasts based on past history.
- **\$153,315:** Special education transportation and tuition expenditures were lower than forecasted. The May forecast included the possible costs due to two families that were beginning to proceed to due process. No expenditures were incurred in this fiscal year.

- **\$503,754:** Medical & dental claims were lower than expected. Since we are self-insured, actual claims are not known until the end of the fiscal year. Based on actual claims, we returned most of these funds to the member towns.
- **\$136,270:** As part of the yearend processing, unspent encumbrances are eliminated.
- **\$41,162:** Final grant payments for Special Education and Transportation are not known until the end of the fiscal year.

FY2016:

The audited fund balance is \$1,319,839. The monthly forecast for May 2016 projected a fund balance of \$273,723 which included \$427,713 transferred into Capital Reserve and a debt of \$145,086 owed to the State. The change is **\$473,344 higher than the prior month's forecast**. The major reasons for the significant increase in the yearend fund balance from one month to the next month were, as follows:

- **\$237,904:** Certified and classified salaries were lower than forecasted. It is not until the end of the fiscal year when we know the actual expenditures for coverages, substitutes, leaves of absences, overtime, and pay docks. We use conservative estimates in the forecasts based on past history.
- **\$107,099:** Purchased services were lower than forecasted. Athletics held fewer home contests, did not have a need for assistant coaches in a few middle school sports and cheerleading did not field a squad. Intern were fewer than budgeted. Less than anticipated need for psychiatric consults and other consultants at PPTs.
- **\$85,857:** Final grant payments for Special Education and Transportation are not known until the end of the fiscal year. The reimbursement rate was 77.63% which is higher than the budgeted rate of 75%. The prior year adjustment was positive as were the changes in student placements.

FY2017:

The audited fund balance for 2016-2017 is \$1,793,498. The monthly forecast for May projected a fund balance of \$1,199,764, which included \$345,000 for Capital Reserve. The change is \$593,736 higher than the prior month's forecast.

- **\$231,098:** Certified and classified salaries were lower than forecasted. It is not until the end of the fiscal year when we know the actual expenditures for coverages, substitutes, leaves of absences, overtime, and pay docks. We use conservative estimates in the forecasts based on past history.

- **\$129,651:** Purchased services were lower than forecasted. Athletics held fewer home contests, did not have a need for assistant coaches in a few middle school sports and cheerleading did not field a squad. Interns were fewer than budgeted. Less than anticipated need for psychiatric consults and other consultants at PPTs. Transportation for field trips, athletics contests, and special education were lowered than expected.
- **\$76,592:** Supply accounts were under budget. These accounts include general instructional supplies, texts, library materials, transportation and maintenance supplies, and repair and maintenance accounts. Staff monitor budgets closely during the year and spend very conservatively. The staff does not attempt to “zero out” accounts but purchase what is needed at the best possible price.
- **\$54,302:** Utilities expenses were lower than anticipated. Electricity usage was lower than forecasted. The final invoice comes in July and the cooler temperatures saved on air conditioning costs. Fuel for bus drivers was not fully expended. Bus drivers have until June 30th to take fuel and the towns bill in the next 4 -6 weeks. Not all the fuel was taken though the forecast assumed all fuel would be used.

APPENDIX C

RECAP OF 2014-2015

The fund balance of **\$1,448,929 FAV** is derived from cost savings initiatives, special education, and uncontrollable and/or unforeseen circumstances. The primary sources of the fund balance are, as follows:

FINANCIAL MANAGEMENT: **\$ 139,721**

Our efforts to foster a District culture of finding cost savings and efficiencies has been successful.

SPECIAL EDUCATION (NET): **\$ 312,263**

The primary reasons for the favorable variance were changes in the expected placements of some students; two previously outplaced students returned to the District; two fewer students than budgeted were in the Step Forward Program at Gateway; the average tuition costs increased 3 percent rather than the budgeted increase of 5 percent; and transportation costs were shared with an Elementary School District.

OTHER: **\$ 996,945**

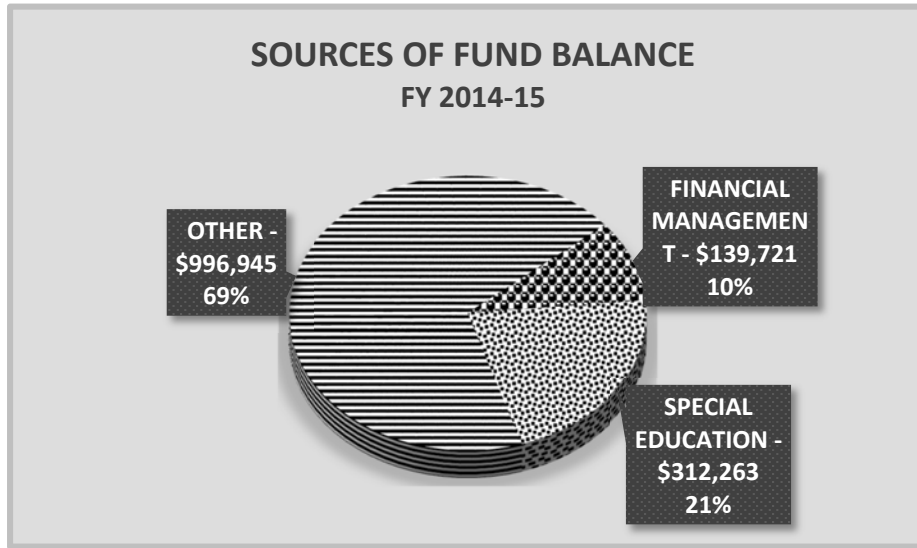
Turnover savings from replacing teachers who retired or resigned exceeded budget by **\$99,002**. We found out about 14 retirements and resignations after the budget was adopted. The budget assumed 5 retirements and resignations. In addition, the replacement of the Director of Counseling who resigned on August 28, 2014 and was replaced on November 11, 2014, resulted in a savings of **\$29,270**.

Other personnel savings came from unpaid leaves-of-absences for savings of approximately **\$135,000**; Bench Subs, long-term and short-term subs and Kelly Services substitutes were **\$60,911** below budget; Homebound expenses were under budget by **\$27,311**; and staff changes, vacancies and lower overtime accounted for most of the remaining favorable variance of **\$125,563** in the salary accounts.

Medical and dental insurance budget did not need to be fully used. This resulted in a favorable variance of **\$328,754** with the budget transfer of \$175,000 into the OPEB Trust.

Other professional services for special education students were not needed for a savings of **\$71,507**.

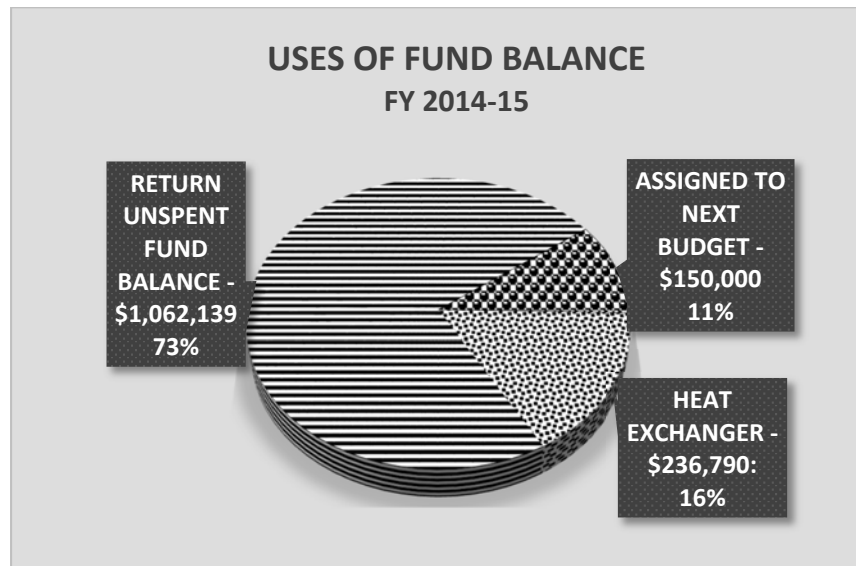
The primary sources of the fund balance are shown graphically below:



The recommended uses of the fund balance are, as follows:

1. **\$1,062,139** – Return unspent fund balance
2. **\$150,000** - Designated for the 2015-2016 budget
3. **\$236,790** - Put into the Reserve Fund for Capital and Nonrecurring Expenses for the purpose of purchasing and installing a heat exchanger at Amity Regional High School

The uses of the fund balance are shown graphically below:



Return Unspent Fund Balance:

The unspent fund balance has been returned to the Member Towns, as follows:

Bethany	\$ 221,148
Orange	\$ 522,754
Woodbridge	<u>\$ 318,237</u>
Total	\$1,062,139

APPENDIX D

RECAP OF 2015-2016

Return Unspent Fund Balance:

The cancellation of 2014-2015 encumbrances of \$1,035 will be returned to the Member Towns. We encumber funds for goods and services received by June 30th but not yet billed. In some cases, the estimated amount encumbered varies from the actual invoice (e.g., utility bill; water bill) and we do not need to spend the entire encumbrance. Once the audit is final for 2015-2016, the funds will be returned.

<i>Bethany</i>	<i>\$ 215</i>
<i>Orange</i>	<i>\$ 509</i>
<i>Woodbridge</i>	<i><u>\$ 310</u></i>
<i>Total</i>	<i><u>\$1,035</u></i>

The audited fund balance for 2015-2016 is \$1,319,839. The Amity Board of Education previously voted to designate \$427,713 for Capital Improvement Projects. There are two other funding requests for discussion at the August 8, 2016 meetings of the Amity Finance Committee and the Amity Board of Education meetings.

FINANCIAL MANAGEMENT: **\$ 318,642**

Our efforts to foster a District culture of finding cost savings and efficiencies has been successful producing savings of \$136,911. Utilities for electricity, heating oil and natural gas were below budget due to many conservation efforts and price negotiations.

SPECIAL EDUCATION (NET) **\$ 350,967**

These accounts are extremely difficult to forecast. As examples, special need students can be hospitalized; move into the district or leave the district at any time; withdraw from Amity and enroll in Adult Education. Several students who were budgeted to be outplaced were not for a number of reasons. Any one of these events can have a significant impact, positive or negative, on the District's special education expenditures. The State reimbursement rate fluctuates throughout the year. The budget forecasted 75% reimbursement rate and the final rate was 77.63%.

OTHER: **\$ 650,230**

\$395,748: "Turnover savings" from replacing teachers and other staff who retired or resigned is over budget and savings from unpaid leaves-of-absence. Athletic salaries were down from unfilled coaching positions at the middle school including cheerleading and several assistant coaching positions. Teacher coverages, summer work costs, substitute costs, degree changes and homebound services were less than anticipated.

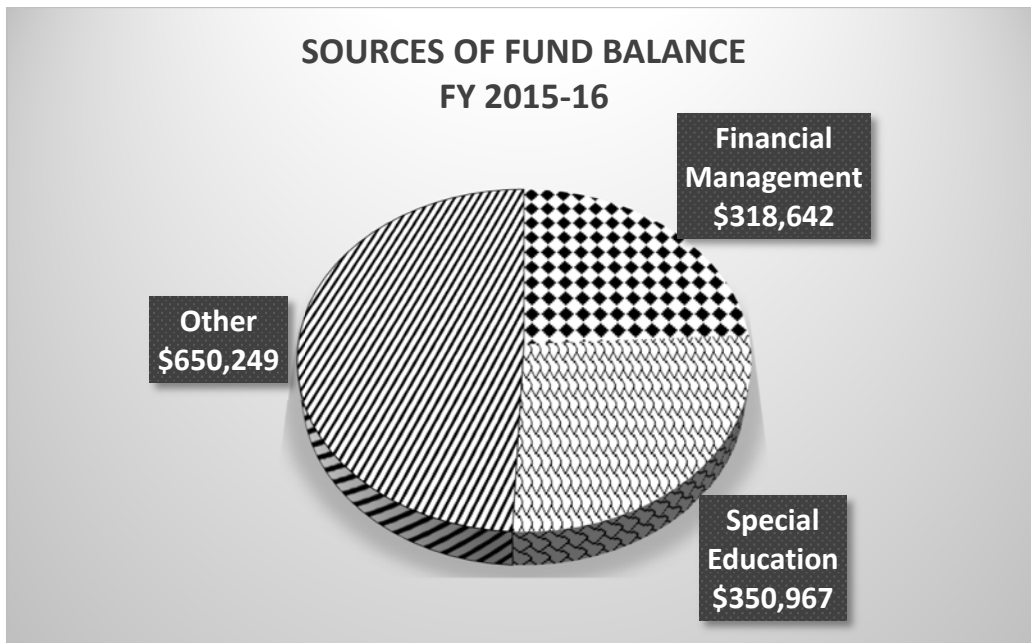
\$30,315: The bid price for workers' compensation insurance premium was under budget. The payroll audit premium was below budget.

\$107,099: Purchased services costs were lower due to a number of factors. There were less interns than anticipated. Fewer home athletic contests at the high school which required fewer officials, monitors, and scorekeepers; and less than anticipated need for psychiatric consults, professional's attendance at PPTs and behavior specialists' services.

\$62,385: The bid for the stone coping repair project at Amity Regional High School was under budget.

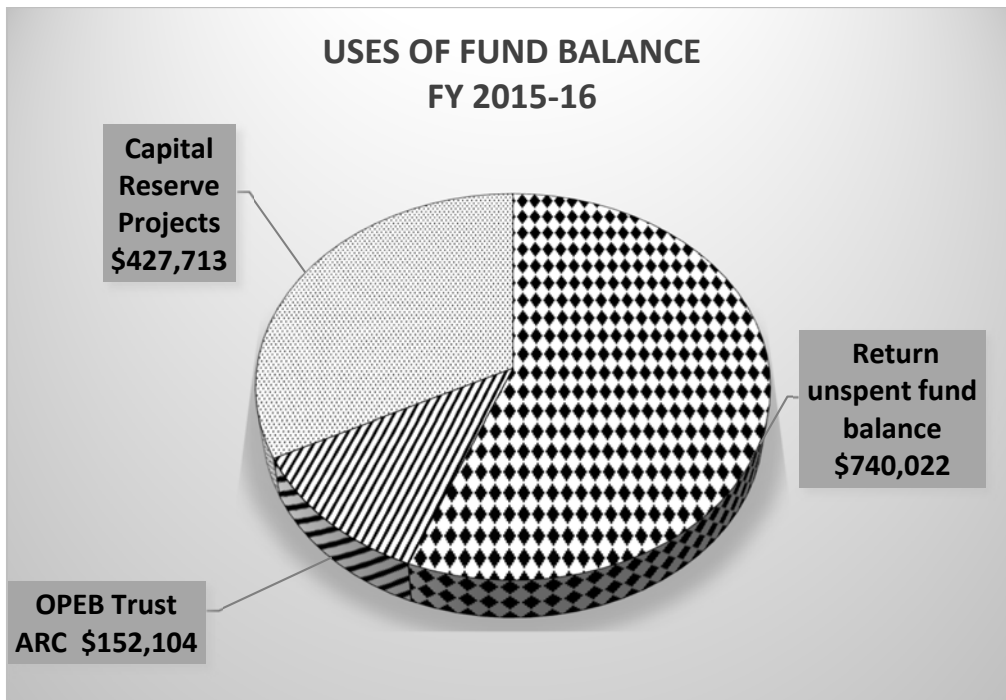
\$42,438: Transportation costs were less for athletics and less diesel fuel was used for all bus services than anticipated.

The primary sources of the fund balance are shown graphically below:



1. **\$740,022** – Return of unspent fund balance pending audit presentation
2. **\$152,104** - Designated for the 2015-2016 OPEB Trust ARC
3. **\$427,713** -Transferred into the Reserve Fund for Capital and Nonrecurring Expenses for a variety of projects. The projects include a lighting retrofit, replacing custodial equipment, renovating gym bleachers, replacing stairwell doors, replacing flooring and drinking fountains.

The uses of the fund balance are shown graphically below:



Return Unspent Fund Balance:

The *audited* unspent fund balance will be returned to the Member Towns, as follows:

Bethany	\$ 154,065
Orange	\$ 365,549
Woodbridge	<u>\$ 220,408</u>
Total	\$ 740,022

APPENDIX E

RECAP OF 2016-2017

Return Unspent Fund Balance:

The cancellation of 2015-2016 encumbrances of \$25,133 will be returned to the Member Towns. We encumber funds for goods and services received by June 30th but not yet billed. In some cases, the estimated amount encumbered varies from the actual invoice (e.g., utility bill; water bill) and we do not need to spend the entire encumbrance. Once the audit is final for 2016-2017, the funds will be returned.

<i>Bethany</i>	<i>\$ 5,232</i>
<i>Orange</i>	<i>\$ 12,415</i>
<i>Woodbridge</i>	<i><u>\$ 7,486</u></i>
<i>Total</i>	<i>\$ 25,133</i>

The audited fund balance for 2016-2017 is \$1,793,498. These source of the available funds are described below.

FINANCIAL MANAGEMENT: **\$ 246,520**

Our efforts to foster a District culture of finding cost savings and efficiencies has been successful producing savings of \$55,152. Utilities for electricity, heating oil and natural gas were below budget by \$191,368 due to many conservation efforts and price negotiations.

SPECIAL EDUCATION (NET) **\$ 477,890**

These accounts are extremely difficult to forecast. As examples, special need students can be hospitalized; move into the district or leave the district at any time; withdraw from Amity and enroll in Adult Education. Several students who were budgeted to be outplaced were not for a number of reasons. Some transportation needs were coordinated with the elementary districts to reduce the number of singletons on busses for outplacements. Any one of these events can have a significant impact, positive or negative, on the District's special education expenditures. The State reimbursement rate fluctuates throughout the year. Expenses were down \$790,238 which reduced revenue by \$477,890. The budget forecasted 70% reimbursement rate and the final rate was 76.9%.

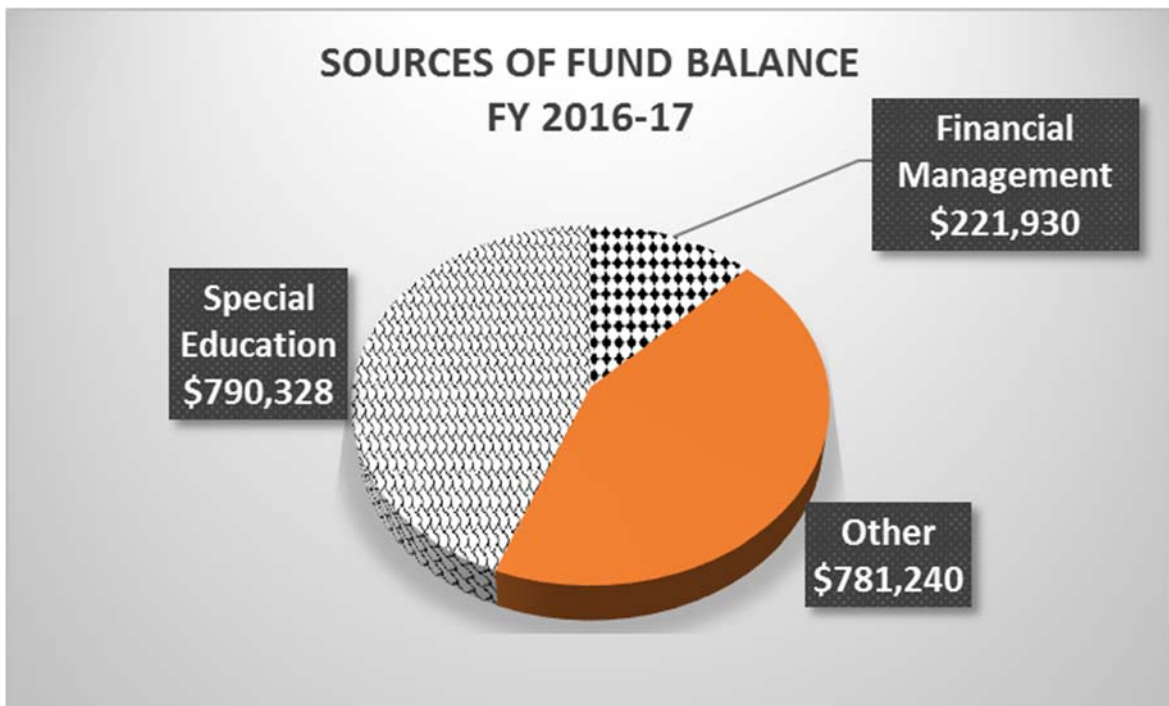
SALARIES, MEDICAL, PURCHASED SERVICES (OTHER): **\$ 756,654**

\$230,437 SALARIES (OTHER): "Turnover savings" from replacing teachers and other staff who retired or resigned is over budget and savings from unpaid leaves-of-absence. Athletic salaries were down from unfilled coaching positions at the middle school including cheerleading and several assistant coaching positions. Teacher coverages, summer work costs, substitute costs, degree changes and homebound services were less than anticipated.

\$351,480 MEDICAL (OTHER): The net balance of the medical account was under budget. Claims and fees were lower than budgeted. The savings was offset by other components of the account including employer contributions to HSA accounts, retiree payments, and employee co-share contributions.

\$113,767 PURCHASED SERVICES (OTHER): Purchased services costs were lower due to a number of factors. There were less interns than anticipated. Fewer home athletic contests at the high school which required fewer officials, monitors, and scorekeepers; and less than anticipated need for psychiatric consults, professional's attendance at PPTs and behavior specialists' services.

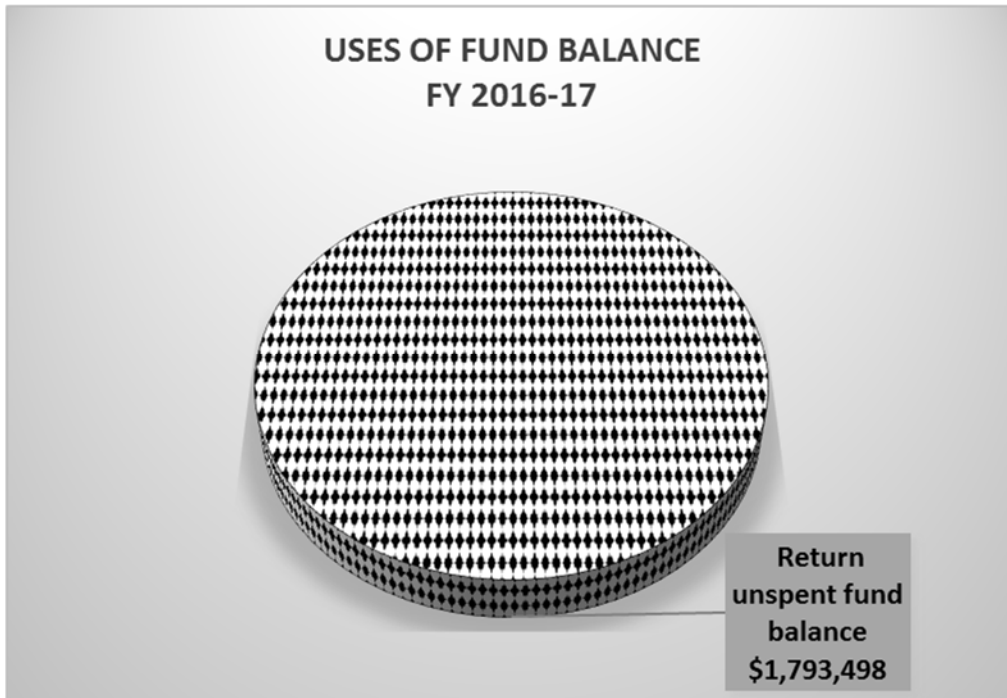
The primary sources of the fund balance are shown graphically below:



The Board of Education approved uses of the fund balance are, as follows:

1. **\$1,793,498** - Return of unspent fund balance per audit.

The uses of the fund balance are shown graphically below:



Return Unspent Fund Balance:

The *audited* unspent fund balance will be returned to the Member Towns, as follows:

Bethany	\$ 365,676
Orange	\$ 874,151
Woodbridge	<u>\$ 553,671</u>
Total	\$1,793,498

04/03/2018 08:51
165dreyn

AMITY REGIONAL SCH - LIVE DB
YEAR-TO-DATE BUDGET REPORT

P 1
glytdbud

FOR 2018 99

	ORIGINAL ESTIM REV	ESTIM REV ADJSTMTS	REVISED EST REV	ACTUAL YTD REVENUE	REMAINING REVENUE	PCT COLL
1 General Fund						
1 4411 TOWN OF BETHANY ALLOCATION	9,495,632	0	9,495,632	7,888,927.00	1,606,705.00	83.1%
1 4412 TOWN OF ORANGE ALLOCATION	24,017,483	0	24,017,483	19,953,597.00	4,063,886.00	83.1%
1 4413 TOWN OF WOODBRIDGE ALLOCATI	14,737,047	0	14,737,047	12,243,489.00	2,493,558.00	83.1%
1 4420 TUITION REVENUE	49,368	0	49,368	76,058.60	-26,690.60	154.1%
1 4430 SPECIAL EDUCATION GRANTS	0	0	0	553,532.00	-553,532.00	100.0%
1 4436 HEALTH SERVICE-NP	0	0	0	273.00	-273.00	100.0%
1 4450 BUILDING RENOVATION GRANTS	6,491	0	6,491	6,363.20	127.80	98.0%
1 4460 INVESTMENT INCOME	10,000	0	10,000	37,783.58	-27,783.58	377.8%
1 4463 Adult Education	3,042	0	3,042	2,305.00	737.00	75.8%
1 4465 Athletics	23,000	0	23,000	29,330.00	-6,330.00	127.5%
1 4470 MISCELLANEOUS INCOME	25,000	0	25,000	10,746.40	14,253.60	43.0%
1 4471 Building Rental Income	21,000	0	21,000	9,525.00	11,475.00	45.4%
1 4475 PARKING INCOME	29,000	0	29,000	33,855.54	-4,855.54	116.7%
1 4480 TRANSPORTATION INCOME	22,100	0	22,100	11,700.00	10,400.00	52.9%
TOTAL General Fund	48,439,163	0	48,439,163	40,857,485.32	7,581,677.68	84.3%
TOTAL REVENUES	48,439,163	0	48,439,163	40,857,485.32	7,581,677.68	
GRAND TOTAL	48,439,163	0	48,439,163	40,857,485.32	7,581,677.68	84.3%

** END OF REPORT - Generated by Debra Reynolds **

04/03/2018 08:54
165dreyn

AMITY REGIONAL SCH - LIVE DB
YEAR-TO-DATE BUDGET REPORT

P 1
glytdbud

FOR 2018 99

ACCOUNTS FOR: 1 General Fund	ORIGINAL APPROP	TRANFRS/ ADJSTMTS	REVISED BUDGET	YTD EXPENDED	ENC/REQ	AVAILABLE BUDGET	PCT USED
5111 CERTIFIED SALARIES	20,975,448	0	20,975,448	13,427,376.18	6,994,543.43	553,528.39	97.4%
5112 CLASSIFIED SALARIES	4,498,653	0	4,498,653	3,089,707.98	1,178,589.60	230,355.42	94.9%
5200 MEDICARE-ER	353,376	0	353,376	223,585.26	.00	129,790.74	63.3%
5210 FICA-ER	277,127	0	277,127	191,930.56	.00	85,196.44	69.3%
5220 WORKERS' COMPENSATION	251,584	0	251,584	227,763.00	.00	23,821.00	90.5%
5255 MEDICAL & DENTAL INSURANCE	4,369,049	0	4,369,049	1,699,420.20	745.82	2,668,882.98	38.9%
5260 LIFE INSURANCE	44,211	0	44,211	35,349.40	7,436.03	1,425.57	96.8%
5275 DISABILITY INSURANCE	9,373	0	9,373	8,029.30	1,685.27	-341.57	103.6%
5280 PENSION PLAN - CLASSIFIED	886,831	0	886,831	886,831.00	.00	.00	100.0%
5281 Define Contribution RetirePlan	54,384	0	54,384	41,914.05	.00	12,469.95	77.1%
5282 RETIREMENT SICK LEAVE-CERT	19,936	0	19,936	49,906.47	4,646.10	-34,616.57	273.6%
5283 RETIREMENT SICK LEAVE-CLASS	1,587	0	1,587	.00	.00	1,587.00	.0%
5284 SEVERANCE PAY-CERTIFIED	25,477	0	25,477	46,147.50	5,134.50	-25,805.00	201.3%
5290 UNEMPLOYMENT COMPENSATION	17,900	0	17,900	7,962.08	9,937.92	.00	100.0%
5291 Clothing Allowance	2,000	0	2,000	1,363.94	.00	636.06	68.2%
5322 INSTRUCTIONAL PROG IMPROVEMENT	15,500	5,000	20,500	11,350.60	3,463.96	5,685.44	72.3%
5327 DATA PROCESSING	94,178	0	94,178	80,542.11	.00	13,635.89	85.5%
5330 OTHER PROFESSIONAL & TECH SRVC	1,277,466	31,809	1,309,275	805,109.60	250,847.51	253,317.89	80.7%
5410 UTILITIES, EXCLUDING HEAT	681,950	-15,000	666,950	416,413.22	249,998.18	538.60	99.9%
5420 REPAIRS, MAINTENANCE & CLEANING	720,055	-4,064	715,991	501,719.51	169,778.90	44,492.59	93.8%
5440 RENTALS-LAND, BLDG, EQUIPMENT	97,947	0	97,947	42,781.32	43,267.43	11,898.25	87.9%
5510 PUPIL TRANSPORTATION	2,633,578	0	2,633,578	1,550,872.32	725,839.86	356,865.82	86.4%
5512 VO-AG/VO-TECH REG ED	239,980	-77	239,903	138,717.09	80,926.75	20,259.16	91.6%
5513 IN DISTRICT PRIVATE REG ED	18,100	0	18,100	4,125.80	1,768.20	12,206.00	32.6%
5514 IN DISTRICT PUBLIC REG ED-MED	10,500	0	10,500	.00	.00	10,500.00	.0%
5515 OUT DISTRICT - PUBLIC REG ED	25,915	77	25,992	18,772.00	7,220.00	.00	100.0%
5521 GENERAL LIABILITY INSURANCE	234,767	0	234,767	233,068.66	.00	1,698.34	99.3%
5550 COMMUNICATIONS: TEL, POST, ETC.	172,374	0	172,374	84,186.59	36,615.35	51,572.06	70.1%
5560 TUITION EXPENSE	3,486,509	-13,586	3,472,923	2,031,258.51	850,298.54	591,365.95	83.0%
5580 STAFF TRAVEL	22,432	0	22,432	12,967.98	337.85	9,126.17	59.3%
5581 TRAVEL - CONFERENCES	36,520	-350	36,170	17,210.53	1,601.50	17,357.97	52.0%
5590 OTHER PURCHASED SERVICES	87,886	-245	87,641	61,490.12	9,515.56	16,635.32	81.0%
5611 INSTRUCTIONAL SUPPLIES	385,274	-5,452	379,822	218,243.28	49,719.42	111,859.30	70.5%
5613 MAINTENANCE/CUSTODIAL SUPPLIES	219,965	296	220,261	93,994.98	34,393.14	91,872.88	58.3%
5620 OIL USED FOR HEATING	37,870	0	37,870	23,401.46	14,468.54	.00	100.0%
5621 NATURAL GAS	53,845	15,000	68,845	56,889.97	10,185.99	1,769.04	97.4%
5627 TRANSPORTATION SUPPLIES	117,341	0	117,341	79,531.66	40,393.65	-2,584.31	102.2%
5641 TEXTS AND DIGITAL RESOURCES	111,221	2,362	113,583	89,219.91	9,639.25	14,723.84	87.0%
5642 LIBRARY BOOKS & PERIODICALS	21,615	-1,000	20,615	16,633.97	3,016.42	964.61	95.3%
5690 OTHER SUPPLIES	548,827	2,657	551,484	377,048.32	68,955.19	105,480.49	80.9%
5715 IMPROVEMENTS TO BUILDINGS	166,000	-19,800	146,200	83,534.03	5,059.44	57,606.53	60.6%
5720 IMPROVEMENTS TO SITES	51,000	0	51,000	.00	4,160.00	46,840.00	8.2%
5730 EQUIPMENT - NEW	72,200	0	72,200	48,034.60	.00	24,165.40	66.5%
5731 EQUIPMENT - REPLACEMENT	250,192	3,239	253,431	188,405.98	14,050.00	50,975.02	79.9%

04/03/2018 08:54
165dreyn

AMITY REGIONAL SCH - LIVE DB
YEAR-TO-DATE BUDGET REPORT

P 2
glytddbud

FOR 2018 99

ACCOUNTS FOR: 1	General Fund	ORIGINAL APPROP	TRANFRS/ ADJSTMTS	REVISED BUDGET	YTD EXPENDED	ENC/REQ	AVAILABLE BUDGET	PCT USED
5810	DUES & FEES	99,033	-866	98,167	74,329.51	6,636.00	17,201.49	82.5%
5830	INTEREST	821,650	0	821,650	821,649.02	.00	.98	100.0%
5850	CONTINGENCY	150,000	0	150,000	.00	.00	150,000.00	.0%
5860	OPEB Trust	105,537	0	105,537	.00	105,537.00	.00	100.0%
5910	REDEMPTION OF PRINCIPAL	3,585,000	0	3,585,000	3,585,000.00	.00	.00	100.0%
TOTAL General Fund		48,439,163	0	48,439,163	31,703,789.57	11,000,412.30	5,734,961.13	88.2%

04/03/2018 08:54
165dreyn

AMITY REGIONAL SCH - LIVE DB
YEAR-TO-DATE BUDGET REPORT

P 3
glytddbud

FOR 2018 99

	ORIGINAL APPROP	TRANFRS/ ADJSTMTS	REVISED BUDGET	YTD EXPENDED	ENC/REQ	AVAILABLE BUDGET	PCT USED
GRAND TOTAL	48,439,163	0	48,439,163	31,703,789.57	11,000,412.30	5,734,961.13	88.2%

** END OF REPORT - Generated by Debra Reynolds **

04/03/2018 08:52
165dreyn

AMITY REGIONAL SCH - LIVE DB
YEAR-TO-DATE BUDGET REPORT

P 1
glytddb

FOR 2018 99

ACCOUNTS FOR:
1 General Fund

ACCOUNTS FOR:	ORIGINAL APPROP	TRANFRS/ADJSTMTS	REVISED BUDGET	YTD EXPENDED	ENC/REQ	AVAILABLE BUDGET	PCT USED
5111 CERTIFIED SALARIES							
01111001 5111 CERTIFIED SALARIES	88,831	0	88,831	54,665.28	34,165.72	.00	100.0%
01111005 5111 CERTIFIED SALARIES	244,958	0	244,958	150,743.36	94,214.64	.00	100.0%
01111006 5111 CERTIFIED SALARIES	325,602	0	325,602	218,477.12	94,887.78	12,237.10	96.2%
01111007 5111 CERTIFIED SALARIES	88,831	0	88,831	54,665.28	34,165.72	.00	100.0%
01111008 5111 CERTIFIED SALARIES	77,423	0	77,423	47,644.96	29,778.04	.00	100.0%
01111009 5111 CERTIFIED SALARIES	307,220	0	307,220	191,872.15	106,970.69	8,377.16	97.3%
01111010 5111 CERTIFIED SALARIES	155,065	0	155,065	113,955.35	55,071.10	-13,961.45	109.0%
01111011 5111 CERTIFIED SALARIES	177,662	0	177,662	119,269.60	58,392.40	.00	100.0%
01111013 5111 CERTIFIED SALARIES	366,500	0	366,500	226,081.80	140,192.48	225.72	99.9%
01111014 5111 CERTIFIED SALARIES	277,623	0	277,623	153,938.23	96,468.09	27,216.68	90.2%
01111016 5111 CERTIFIED SALARIES	271,241	0	271,241	168,588.14	90,873.44	11,779.42	95.7%
01111027 5111 CERTIFIED SALARIES	21,488	0	21,488	7,845.49	.00	13,642.51	36.5%
01113201 5111 CERTIFIED SALARIES	35,812	0	35,812	2,818.00	.00	32,994.00	7.9%
01113202 5111 CERTIFIED SALARIES	38,440	0	38,440	17,381.50	9,447.00	11,611.50	69.8%
01132120 5111 CERTIFIED SALARIES	136,155	0	136,155	83,787.68	52,367.32	.00	100.0%
01132220 5111 CERTIFIED SALARIES	94,559	0	94,559	58,190.08	36,368.92	.00	100.0%
01132400 5111 CERTIFIED SALARIES	323,601	0	323,601	235,083.32	93,316.98	-4,799.30	101.5%
01152601 5111 CERTIFIED SALARIES	39,933	0	39,933	21,582.37	.00	18,350.63	54.0%
02111001 5111 CERTIFIED SALARIES	73,573	0	73,573	45,275.68	28,297.32	.00	100.0%
02111005 5111 CERTIFIED SALARIES	305,895	0	305,895	198,366.85	107,712.92	-184.77	100.1%
02111006 5111 CERTIFIED SALARIES	343,057	0	343,057	224,941.80	118,115.22	-.02	100.0%
02111007 5111 CERTIFIED SALARIES	53,678	0	53,678	33,032.64	20,645.36	.00	100.0%
02111008 5111 CERTIFIED SALARIES	88,831	0	88,831	54,665.28	34,165.72	.00	100.0%
02111009 5111 CERTIFIED SALARIES	287,018	0	287,018	187,334.88	99,683.12	.00	100.0%
02111010 5111 CERTIFIED SALARIES	97,003	0	97,003	59,694.24	37,308.76	.00	100.0%
02111011 5111 CERTIFIED SALARIES	131,923	0	131,923	79,735.68	49,824.28	2,363.04	98.2%
02111013 5111 CERTIFIED SALARIES	359,698	0	359,698	251,939.04	107,758.96	.00	100.0%
02111014 5111 CERTIFIED SALARIES	317,074	0	317,074	209,739.36	105,176.64	2,158.00	99.3%
02111016 5111 CERTIFIED SALARIES	249,843	0	249,843	161,560.16	88,282.84	.00	100.0%
02111027 5111 CERTIFIED SALARIES	14,072	0	14,072	3,972.23	.00	10,099.77	28.2%
02113201 5111 CERTIFIED SALARIES	32,371	0	32,371	.00	.00	32,371.00	.0%
02113202 5111 CERTIFIED SALARIES	38,440	0	38,440	17,381.50	9,447.00	11,611.50	69.8%
02132120 5111 CERTIFIED SALARIES	188,176	0	188,176	126,985.28	61,190.72	.00	100.0%
02132220 5111 CERTIFIED SALARIES	75,178	0	75,178	46,263.36	28,914.64	.00	100.0%
02132400 5111 CERTIFIED SALARIES	322,582	0	322,582	227,428.06	88,617.61	6,536.33	98.0%
02152601 5111 CERTIFIED SALARIES	39,933	0	39,933	28,101.97	.00	11,831.03	70.4%
03111001 5111 CERTIFIED SALARIES	382,714	0	382,714	245,455.36	137,258.64	.00	100.0%
03111003 5111 CERTIFIED SALARIES	155,065	0	155,065	95,424.64	59,640.36	.00	100.0%
03111005 5111 CERTIFIED SALARIES	1,150,137	0	1,150,137	738,085.60	413,157.52	-1,106.12	100.1%
03111006 5111 CERTIFIED SALARIES	1,044,363	0	1,044,363	670,752.97	388,229.07	-14,619.04	101.4%

04/03/2018 08:52
165dreyn

AMITY REGIONAL SCH - LIVE DB
YEAR-TO-DATE BUDGET REPORT

P 2
glytdbud

FOR 2018 99

ACCOUNTS FOR:	ORIGINAL	TRANFRS/	REVISED	YTD EXPENDED	ENC/REQ	AVAILABLE	PCT
1 General Fund	APPROP	ADJSTMTS	BUDGET			BUDGET	USED
03111007 5111 CERTIFIED SALARIES	269,514	0	269,514	172,734.20	97,536.40	-756.60	100.3%
03111008 5111 CERTIFIED SALARIES	450,722	0	450,722	290,777.12	159,944.08	.80	100.0%
03111009 5111 CERTIFIED SALARIES	1,204,423	0	1,204,423	798,206.40	420,141.43	-13,924.83	101.2%
03111010 5111 CERTIFIED SALARIES	217,587	0	217,587	125,307.21	78,317.34	13,962.45	93.6%
03111011 5111 CERTIFIED SALARIES	565,955	0	565,955	313,874.08	169,978.63	82,102.29	85.5%
03111013 5111 CERTIFIED SALARIES	1,611,900	0	1,611,900	1,025,660.97	577,680.01	8,559.02	99.5%
03111014 5111 CERTIFIED SALARIES	1,273,618	0	1,273,618	810,307.61	462,817.39	493.00	100.0%
03111016 5111 CERTIFIED SALARIES	300,135	0	300,135	182,096.22	99,242.12	18,796.66	93.7%
03111017 5111 CERTIFIED SALARIES	167,250	0	167,250	102,922.69	64,326.74	.57	100.0%
03111027 5111 CERTIFIED SALARIES	53,645	0	53,645	23,805.42	.00	29,839.58	44.4%
03113201 5111 CERTIFIED SALARIES	130,951	0	130,951	15,070.00	750.00	115,131.00	12.1%
03113202 5111 CERTIFIED SALARIES	370,954	0	370,954	253,852.25	125,508.00	-8,406.25	102.3%
03132120 5111 CERTIFIED SALARIES	939,566	0	939,566	597,006.86	350,265.73	-7,706.59	100.8%
03132220 5111 CERTIFIED SALARIES	148,843	0	148,843	105,529.76	65,956.24	-22,643.00	115.2%
03132400 5111 CERTIFIED SALARIES	1,130,559	0	1,130,559	755,252.42	336,297.73	39,008.85	96.5%
03152601 5111 CERTIFIED SALARIES	74,444	0	74,444	67,500.70	.00	6,943.30	90.7%
04121200 5111 CERTIFIED SALARIES	1,192,222	0	1,192,222	736,387.53	352,755.35	103,079.12	91.4%
04121201 5111 CERTIFIED SALARIES	268,493	0	268,493	175,934.88	92,558.12	.00	100.0%
04121203 5111 CERTIFIED SALARIES	155,065	0	155,065	132,386.40	66,590.60	-43,912.00	128.3%
04122150 5111 CERTIFIED SALARIES	249,140	0	249,140	130,259.08	79,043.48	39,837.44	84.0%
04132140 5111 CERTIFIED SALARIES	337,707	0	337,707	203,620.64	128,676.56	5,409.80	98.4%
04132190 5111 CERTIFIED SALARIES	150,322	0	150,322	111,831.09	41,200.91	-2,710.00	101.8%
04151204 5111 CERTIFIED SALARIES	37,000	0	37,000	17,118.40	.00	19,881.60	46.3%
05132212 5111 CERTIFIED SALARIES	199,000	0	199,000	157,693.79	40,613.95	692.26	99.7%
05132213 5111 CERTIFIED SALARIES	31,183	0	31,183	15,600.00	14,384.00	1,199.00	96.2%
05142320 5111 CERTIFIED SALARIES	216,760	0	216,760	158,295.47	51,319.53	7,145.00	96.7%
05142350 5111 CERTIFIED SALARIES	102,043	0	102,043	67,485.35	30,972.68	3,584.97	96.5%
05151026 5111 CERTIFIED SALARIES	304,879	0	304,879	248,133.35	77,559.39	-20,813.74	106.8%
TOTAL CERTIFIED SALARIES	20,975,448	0	20,975,448	13,427,376.18	6,994,543.43	553,528.39	97.4%

5112 CLASSIFIED SALARIES

01132120 5112 CLASSIFIED SALARIES	42,220	0	42,220	28,026.18	11,462.40	2,731.42	93.5%
01132130 5112 CLASSIFIED SALARIES	60,403	0	60,403	42,656.72	18,490.50	-744.22	101.2%
01132220 5112 CLASSIFIED SALARIES	41,265	0	41,265	27,664.98	11,462.40	2,137.62	94.8%
01132400 5112 CLASSIFIED SALARIES	138,309	0	138,309	96,239.30	40,824.12	1,245.58	99.1%
01142600 5112 CLASSIFIED SALARIES	196,814	0	196,814	151,650.52	55,764.00	-10,600.52	105.4%
02132120 5112 CLASSIFIED SALARIES	42,220	0	42,220	24,383.24	10,891.20	6,945.56	83.5%
02132130 5112 CLASSIFIED SALARIES	60,403	0	60,403	42,172.67	2,773.58	15,456.75	74.4%
02132220 5112 CLASSIFIED SALARIES	41,265	0	41,265	27,139.62	11,462.40	2,662.98	93.5%
02132400 5112 CLASSIFIED SALARIES	138,306	0	138,306	96,839.23	40,824.12	642.65	99.5%

04/03/2018 08:52
165dreyn

AMITY REGIONAL SCH - LIVE DB
YEAR-TO-DATE BUDGET REPORT

P 3
glytdbud

FOR 2018 99

ACCOUNTS FOR: 1 General Fund	ORIGINAL APPROP	TRANFRS/ ADJSTMTS	REVISED BUDGET	YTD EXPENDED	ENC/REQ	AVAILABLE BUDGET	PCT USED
02142600 5112 CLASSIFIED SALARIES	196,627	0	196,627	155,873.21	55,764.00	-15,010.21	107.6%
03132120 5112 CLASSIFIED SALARIES	141,383	0	141,383	93,723.36	39,027.84	8,631.80	93.9%
03132130 5112 CLASSIFIED SALARIES	159,093	0	159,093	110,494.09	50,023.50	-1,424.59	100.9%
03132220 5112 CLASSIFIED SALARIES	47,887	0	47,887	33,727.68	13,782.72	376.60	99.2%
03132400 5112 CLASSIFIED SALARIES	438,745	0	438,745	285,450.95	116,975.66	36,318.39	91.7%
03142600 5112 CLASSIFIED SALARIES	584,592	0	584,592	445,494.94	166,155.00	-27,057.94	104.6%
04121200 5112 CLASSIFIED SALARIES	398,561	0	398,561	287,026.95	119,275.63	-7,741.58	101.9%
04132120 5112 CLASSIFIED SALARIES	70,184	0	70,184	44,270.08	27,668.67	-1,754.75	102.5%
04132190 5112 CLASSIFIED SALARIES	63,340	0	63,340	44,611.78	18,230.46	497.76	99.2%
05132212 5112 CLASSIFIED SALARIES	53,140	0	53,140	37,257.76	15,294.60	587.64	98.9%
05142320 5112 CLASSIFIED SALARIES	128,887	0	128,887	94,662.33	35,301.91	-1,077.24	100.8%
05142350 5112 CLASSIFIED SALARIES	417,340	0	417,340	313,868.11	117,444.34	-13,972.45	103.3%
05142510 5112 CLASSIFIED SALARIES	472,836	0	472,836	350,244.09	131,856.09	-9,264.18	102.0%
05142600 5112 CLASSIFIED SALARIES	340,452	0	340,452	177,430.43	67,834.46	95,187.11	72.0%
05150000 5112 CLASSIFIED SALARIES	60,931	0	60,931	.00	.00	60,931.00	.0%
05151026 5112 CLASSIFIED SALARIES	56,650	0	56,650	17,687.26	.00	38,962.74	31.2%
05152512 5112 CLASSIFIED SALARIES	106,800	0	106,800	61,112.50	.00	45,687.50	57.2%
TOTAL CLASSIFIED SALARIES	4,498,653	0	4,498,653	3,089,707.98	1,178,589.60	230,355.42	94.9%
<hr/> 5200 MEDICARE-ER							
05152512 5200 MEDICARE-ER	353,376	0	353,376	223,585.26	.00	129,790.74	63.3%
TOTAL MEDICARE-ER	353,376	0	353,376	223,585.26	.00	129,790.74	63.3%
<hr/> 5210 FICA-ER							
05152512 5210 FICA-ER	277,127	0	277,127	191,930.56	.00	85,196.44	69.3%
TOTAL FICA-ER	277,127	0	277,127	191,930.56	.00	85,196.44	69.3%
<hr/> 5220 WORKERS' COMPENSATION							
05152512 5220 WORKER'S COMPENSATIO	251,584	0	251,584	227,763.00	.00	23,821.00	90.5%
TOTAL WORKERS' COMPENSATION	251,584	0	251,584	227,763.00	.00	23,821.00	90.5%
<hr/> 5255 MEDICAL & DENTAL INSURANCE							
05152512 5255 MEDICAL & DENTAL INS	4,369,049	0	4,369,049	1,699,420.20	745.82	2,668,882.98	38.9%

04/03/2018 08:52
165dreyn

AMITY REGIONAL SCH - LIVE DB
YEAR-TO-DATE BUDGET REPORT

P 4
glytdbud

FOR 2018 99

ACCOUNTS FOR: 1 General Fund	ORIGINAL APPROP	TRANFRS/ ADJSTMTS	REVISED BUDGET	YTD EXPENDED	ENC/REQ	AVAILABLE BUDGET	PCT USED
TOTAL MEDICAL & DENTAL INSURANCE	4,369,049	0	4,369,049	1,699,420.20	745.82	2,668,882.98	38.9%
<hr/> 5260 LIFE INSURANCE							
05152512 5260 LIFE INSURANCE	44,211	0	44,211	35,349.40	7,436.03	1,425.57	96.8%
TOTAL LIFE INSURANCE	44,211	0	44,211	35,349.40	7,436.03	1,425.57	96.8%
<hr/> 5275 DISABILITY INSURANCE							
05152512 5275 DISABILITY INSURANCE	9,373	0	9,373	8,029.30	1,685.27	-341.57	103.6%
TOTAL DISABILITY INSURANCE	9,373	0	9,373	8,029.30	1,685.27	-341.57	103.6%
<hr/> 5280 PENSION PLAN - CLASSIFIED							
05152512 5280 PENSION PLAN - CLASS	886,831	0	886,831	886,831.00	.00	.00	100.0%
TOTAL PENSION PLAN - CLASSIFIED	886,831	0	886,831	886,831.00	.00	.00	100.0%
<hr/> 5281 Define Contribution RetirePlan							
05152512 5281 Define Contribution	54,384	0	54,384	41,914.05	.00	12,469.95	77.1%
TOTAL Define Contribution RetirePlan	54,384	0	54,384	41,914.05	.00	12,469.95	77.1%
<hr/> 5282 RETIREMENT SICK LEAVE-CERT							
05152512 5282 RETIREMENT SICK LEAV	19,936	0	19,936	49,906.47	4,646.10	-34,616.57	273.6%
TOTAL RETIREMENT SICK LEAVE-CERT	19,936	0	19,936	49,906.47	4,646.10	-34,616.57	273.6%
<hr/> 5283 RETIREMENT SICK LEAVE-CLASS							
05152512 5283 RETIREMENT SICK LEAV	1,587	0	1,587	.00	.00	1,587.00	.0%

04/03/2018 08:52
165dreyn

AMITY REGIONAL SCH - LIVE DB
YEAR-TO-DATE BUDGET REPORT

P 5
glytdbud

FOR 2018 99

ACCOUNTS FOR: 1 General Fund	ORIGINAL APPROP	TRANFRS/ ADJSTMTS	REVISED BUDGET	YTD EXPENDED	ENC/REQ	AVAILABLE BUDGET	PCT USED
TOTAL RETIREMENT SICK LEAVE-CLASS	1,587	0	1,587	.00	.00	1,587.00	.0%
<hr/> 5284 SEVERANCE PAY-CERTIFIED							
05152512 5284 SEVERANCE PAY-CERTIF	25,477	0	25,477	46,147.50	5,134.50	-25,805.00	201.3%
TOTAL SEVERANCE PAY-CERTIFIED	25,477	0	25,477	46,147.50	5,134.50	-25,805.00	201.3%
<hr/> 5290 UNEMPLOYMENT COMPENSATION							
05152512 5290 UNEMPLOYMENT COMPENS	17,900	0	17,900	7,962.08	9,937.92	.00	100.0%
TOTAL UNEMPLOYMENT COMPENSATION	17,900	0	17,900	7,962.08	9,937.92	.00	100.0%
<hr/> 5291 Clothing Allowance							
05152512 5291 Clothing Allowance	2,000	0	2,000	1,363.94	.00	636.06	68.2%
TOTAL Clothing Allowance	2,000	0	2,000	1,363.94	.00	636.06	68.2%
<hr/> 5322 INSTRUCTIONAL PROG IMPROVEMENT							
05132212 5322 INSTRUCTIONAL PROG I	6,000	5,000	11,000	4,704.60	610.16	5,685.24	48.3%
05132213 5322 INSTRUCTIONAL PROG I	9,500	0	9,500	6,646.00	2,853.80	.20	100.0%
TOTAL INSTRUCTIONAL PROG IMPROVEMENT	15,500	5,000	20,500	11,350.60	3,463.96	5,685.44	72.3%
<hr/> 5327 DATA PROCESSING							
05142510 5327 DATA PROCESSING	94,178	0	94,178	80,542.11	.00	13,635.89	85.5%
TOTAL DATA PROCESSING	94,178	0	94,178	80,542.11	.00	13,635.89	85.5%
<hr/> 5330 OTHER PROFESSIONAL & TECH SRVC							
01111005 5330 OTHER PROFESSIONAL &	1,050	0	1,050	1,050.00	.00	.00	100.0%

04/03/2018 08:52
165dreyn

AMITY REGIONAL SCH - LIVE DB
YEAR-TO-DATE BUDGET REPORT

P 6
glytdbud

FOR 2018 99

ACCOUNTS FOR: 1 General Fund	ORIGINAL APPROP	TRANFRS/ ADJSTMTS	REVISED BUDGET	YTD EXPENDED	ENC/REQ	AVAILABLE BUDGET	PCT USED
01111010 5330 OTHER PROFESSIONAL &	1,570	0	1,570	705.00	850.00	15.00	99.0%
01113202 5330 OTHER PROFESSIONAL &	4,614	0	4,614	4,315.47	.00	298.53	93.5%
01132120 5330 OTHER PROFESSIONAL &	1,362	0	1,362	1,317.50	.00	44.50	96.7%
01132130 5330 OTHER PROFESSIONAL &	33	0	33	.00	.00	33.00	.0%
01132220 5330 OTHER PROFESSIONAL &	1,400	0	1,400	565.00	.00	835.00	40.4%
01132400 5330 OTHER PROFESSIONAL &	16,868	0	16,868	1,333.90	1,182.10	14,352.00	14.9%
02111010 5330 OTHER PROFESSIONAL &	2,500	0	2,500	210.00	2,290.00	.00	100.0%
02113202 5330 OTHER PROFESSIONAL &	5,586	0	5,586	5,237.28	.00	348.72	93.8%
02132120 5330 OTHER PROFESSIONAL &	1,400	0	1,400	1,400.00	.00	.00	100.0%
02132130 5330 OTHER PROFESSIONAL &	80	0	80	76.30	.00	3.70	95.4%
02132220 5330 OTHER PROFESSIONAL &	1,400	0	1,400	500.00	.00	900.00	35.7%
02132400 5330 OTHER PROFESSIONAL &	17,700	-530	17,170	2,532.60	500.00	14,137.40	17.7%
03111010 5330 OTHER PROFESSIONAL &	3,495	0	3,495	.00	1,794.00	1,701.00	51.3%
03111011 5330 OTHER PROFESSIONAL &	2,500	0	2,500	84.60	.00	2,415.40	3.4%
03111013 5330 OTHER PROFESSIONAL &	3,200	0	3,200	1,955.13	.00	1,244.87	61.1%
03111017 5330 OTHER PROFESSIONAL &	357	0	357	.00	.00	357.00	.0%
03113202 5330 OTHER PROFESSIONAL &	190,275	0	190,275	132,521.96	33,605.79	24,147.25	87.3%
03132120 5330 OTHER PROFESSIONAL &	1,610	-961	649	649.00	.00	.00	100.0%
03132400 5330 OTHER PROFESSIONAL &	170,002	0	170,002	114,234.67	36,721.77	19,045.56	88.8%
03142600 5330 OTHER PROFESSIONAL &	0	19,800	19,800	19,290.00	510.00	.00	100.0%
04121200 5330 OTHER PROFESSIONAL &	27,984	0	27,984	8,403.75	14,973.78	4,606.47	83.5%
04121203 5330 OTHER PROFESSIONAL &	75,000	0	75,000	3,400.00	.00	71,600.00	4.5%
04122151 5330 OTHER PROFESSIONAL &	50,000	13,500	63,500	57,746.50	1,040.00	4,713.50	92.6%
04132130 5330 OTHER PROFESSIONAL &	94,950	0	94,950	64,198.44	21,125.56	9,626.00	89.9%
04132140 5330 OTHER PROFESSIONAL &	28,125	0	28,125	5,770.00	3,237.50	19,117.50	32.0%
04132190 5330 OTHER PROFESSIONAL &	70,000	0	70,000	36,225.00	19,955.00	13,820.00	80.3%
05142310 5330 OTHER PROFESSIONAL &	286,467	0	286,467	210,689.13	62,704.55	13,073.32	95.4%
05142350 5330 OTHER PROFESSIONAL &	3,000	0	3,000	.00	.00	3,000.00	.0%
05142510 5330 OTHER PROFESSIONAL &	190,938	0	190,938	121,860.87	43,219.96	25,857.17	86.5%
05142600 5330 OTHER PROFESSIONAL &	21,000	0	21,000	6,587.50	7,137.50	7,275.00	65.4%
05142660 5330 OTHER PROFESSIONAL &	3,000	0	3,000	2,250.00	.00	750.00	75.0%
TOTAL OTHER PROFESSIONAL & TECH SRVC	1,277,466	31,809	1,309,275	805,109.60	250,847.51	253,317.89	80.7%
5410 UTILITIES, EXCLUDING HEAT							
01142600 5410 UTILITIES, EXCLUDING	99,094	0	99,094	68,864.65	30,229.35	.00	100.0%
02142600 5410 UTILITIES, EXCLUDING	109,745	0	109,745	75,802.16	33,925.86	16.98	100.0%
03142600 5410 UTILITIES, EXCLUDING	473,111	-15,000	458,111	271,746.41	185,842.97	521.62	99.9%
TOTAL UTILITIES, EXCLUDING HEAT	681,950	-15,000	666,950	416,413.22	249,998.18	538.60	99.9%
5420 REPAIRS, MAINTENANCE & CLEANING							
01111008 5420 REPAIRS, MAINTENANCE	500	0	500	.00	.00	500.00	.0%

04/03/2018 08:52
165dreyn

AMITY REGIONAL SCH - LIVE DB
YEAR-TO-DATE BUDGET REPORT

P 7
glytddbud

FOR 2018 99

ACCOUNTS FOR: 1 General Fund	ORIGINAL APPROP	TRANFRS/ ADJSTMTS	REVISED BUDGET	YTD EXPENDED	ENC/REQ	AVAILABLE BUDGET	PCT USED
01111010 5420 REPAIRS, MAINTENANCE	3,600	0	3,600	3,579.00	21.00	.00	100.0%
01111011 5420 REPAIRS, MAINTENANCE	1,000	310	1,310	1,000.00	.00	310.00	76.3%
01113202 5420 REPAIRS, MAINTENANCE	1,500	0	1,500	.00	.00	1,500.00	.0%
01132400 5420 REPAIRS, MAINTENANCE	502	135	637	636.06	.00	.94	99.9%
01142600 5420 REPAIRS, MAINTENANCE	95,710	0	95,710	82,448.52	20,037.69	-6,776.21	107.1%
02111008 5420 REPAIRS, MAINTENANCE	500	0	500	434.40	.00	65.60	86.9%
02111010 5420 REPAIRS, MAINTENANCE	4,620	0	4,620	2,087.67	2,532.33	.00	100.0%
02111011 5420 REPAIRS, MAINTENANCE	400	0	400	375.00	.00	25.00	93.8%
02113202 5420 REPAIRS, MAINTENANCE	1,500	0	1,500	.00	.00	1,500.00	.0%
02142600 5420 REPAIRS, MAINTENANCE	85,680	0	85,680	56,729.35	16,543.19	12,407.46	85.5%
03111008 5420 REPAIRS, MAINTENANCE	1,100	-755	345	345.00	.00	.00	100.0%
03111010 5420 REPAIRS, MAINTENANCE	4,700	-1,300	3,400	2,034.15	.00	1,365.85	59.8%
03111013 5420 REPAIRS, MAINTENANCE	1,000	0	1,000	.00	.00	1,000.00	.0%
03113202 5420 REPAIRS, MAINTENANCE	36,886	-2,100	34,786	10,851.17	18,375.60	5,559.23	84.0%
03132400 5420 REPAIRS, MAINTENANCE	2,000	0	2,000	1,477.77	72.23	450.00	77.5%
03142600 5420 REPAIRS, MAINTENANCE	249,207	-354	248,853	189,213.49	38,306.80	21,332.71	91.4%
04122151 5420 REPAIRS, MAINTENANCE	750	0	750	.00	.00	750.00	.0%
05142350 5420 REPAIRS, MAINTENANCE	7,500	0	7,500	5,174.95	23.04	2,302.01	69.3%
05142600 5420 REPAIRS, MAINTENANCE	221,400	0	221,400	145,332.98	73,867.02	2,200.00	99.0%
TOTAL REPAIRS, MAINTENANCE & CLEANING	720,055	-4,064	715,991	501,719.51	169,778.90	44,492.59	93.8%
5440 RENTALS-LAND, BLDG, EQUIPMENT							
01132400 5440 RENTALS-LAND, BLDG, EQ	2,587	0	2,587	1,736.75	384.00	466.25	82.0%
01142600 5440 RENTALS-LAND, BLDG, E	900	0	900	300.00	450.00	150.00	83.3%
02113202 5440 RENTALS-LAND, BLDG, EQ	960	0	960	800.00	124.00	36.00	96.3%
02132400 5440 RENTALS-LAND, BLDG, EQ	2,536	0	2,536	1,602.00	384.00	550.00	78.3%
03113202 5440 RENTALS-LAND, BLDG, EQ	82,464	0	82,464	34,884.57	41,130.43	6,449.00	92.2%
03132400 5440 RENTALS-LAND, BLDG, EQ	4,500	0	4,500	808.00	.00	3,692.00	18.0%
03142600 5440 RENTALS-LAND, BLDG, EQ	4,000	0	4,000	2,650.00	795.00	555.00	86.1%
TOTAL RENTALS-LAND, BLDG, EQUIPMENT	97,947	0	97,947	42,781.32	43,267.43	11,898.25	87.9%
5510 PUPIL TRANSPORTATION							
01113202 5510 PUPIL TRANSPORTATION	14,000	0	14,000	7,614.62	6,385.38	.00	100.0%
01142700 5510 PUPIL TRANSPORTATION	4,252	0	4,252	1,470.84	548.91	2,232.25	47.5%
02113202 5510 PUPIL TRANSPORTATION	14,000	0	14,000	8,677.15	5,322.85	.00	100.0%
02142700 5510 PUPIL TRANSPORTATION	3,000	0	3,000	534.85	253.35	2,211.80	26.3%

04/03/2018 08:52
165dreyn

AMITY REGIONAL SCH - LIVE DB
YEAR-TO-DATE BUDGET REPORT

P 8
glytdbud

FOR 2018 99

ACCOUNTS FOR: 1 General Fund	ORIGINAL APPROP	TRANFRS/ ADJSTMTS	REVISED BUDGET	YTD EXPENDED	ENC/REQ	AVAILABLE BUDGET	PCT USED
<u>03113202 5510 PUPIL TRANSPORTATION</u>	150,000	0	150,000	70,745.27	79,254.73	.00	100.0%
<u>03142700 5510 PUPIL TRANSPORTATION</u>	35,000	0	35,000	13,799.79	19,116.57	2,083.64	94.0%
<u>04126110 5510 PUPIL TRANSPORTATION</u>	209,475	0	209,475	140,977.60	56,313.40	12,184.00	94.2%
<u>04126116 5510 PUPIL TRANSPORTATION</u>	299,050	0	299,050	194,706.35	57,939.82	46,403.83	84.5%
<u>04126130 5510 PUPIL TRANSPORTATION</u>	558,245	0	558,245	211,923.95	114,809.75	231,511.30	58.5%
<u>05142700 5510 PUPIL TRANSPORTATION</u>	1,346,556	0	1,346,556	900,421.90	385,895.10	60,239.00	95.5%
TOTAL PUPIL TRANSPORTATION	2,633,578	0	2,633,578	1,550,872.32	725,839.86	356,865.82	86.4%
<hr/> 5512 VO-AG/VO-TECH REG ED							
<u>05142700 5512 VO-AG/VO-TECH REG ED</u>	239,980	-77	239,903	138,717.09	80,926.75	20,259.16	91.6%
TOTAL VO-AG/VO-TECH REG ED	239,980	-77	239,903	138,717.09	80,926.75	20,259.16	91.6%
<hr/> 5513 IN DISTRICT PRIVATE REG ED							
<u>05142700 5513 IN DISTRICT PRIVATE</u>	18,100	0	18,100	4,125.80	1,768.20	12,206.00	32.6%
TOTAL IN DISTRICT PRIVATE REG ED	18,100	0	18,100	4,125.80	1,768.20	12,206.00	32.6%
<hr/> 5514 IN DISTRICT PUBLIC REG ED-MED							
<u>05142700 5514 IN DISTRICT PUBLIC R</u>	10,500	0	10,500	.00	.00	10,500.00	.0%
TOTAL IN DISTRICT PUBLIC REG ED-MED	10,500	0	10,500	.00	.00	10,500.00	.0%
<hr/> 5515 OUT DISTRICT - PUBLIC REG ED							
<u>05142700 5515 OUT DISTRICT - PUBLI</u>	25,915	77	25,992	18,772.00	7,220.00	.00	100.0%
TOTAL OUT DISTRICT - PUBLIC REG ED	25,915	77	25,992	18,772.00	7,220.00	.00	100.0%
<hr/> 5521 GENERAL LIABILITY INSURANCE							
<u>05142510 5521 GENERAL LIABILITY IN</u>	234,767	0	234,767	233,068.66	.00	1,698.34	99.3%

04/03/2018 08:52
165dreyn

AMITY REGIONAL SCH - LIVE DB
YEAR-TO-DATE BUDGET REPORT

P 9
glytdbud

FOR 2018 99

ACCOUNTS FOR: 1 General Fund	ORIGINAL APPROP	TRANFRS/ ADJSTMTS	REVISED BUDGET	YTD EXPENDED	ENC/REQ	AVAILABLE BUDGET	PCT USED
TOTAL GENERAL LIABILITY INSURANCE	234,767	0	234,767	233,068.66	.00	1,698.34	99.3%
5550 COMMUNICATIONS: TEL,POST,ETC.							
01132400 5550 COMMUNICATIONS: TEL,	3,000	0	3,000	287.75	354.00	2,358.25	21.4%
02132400 5550 COMMUNICATIONS: TEL,	2,822	0	2,822	915.90	.00	1,906.10	32.5%
03132400 5550 COMMUNICATIONS: TEL,	18,900	0	18,900	5,482.70	2,998.90	10,418.40	44.9%
05132212 5550 COMMUNICATIONS: TEL,	50	0	50	.00	.00	50.00	.0%
05142320 5550 COMMUNICATIONS: TEL,	92,802	0	92,802	63,820.24	19,582.45	9,399.31	89.9%
05142350 5550 COMMUNICATIONS: TEL,	54,800	0	54,800	13,680.00	13,680.00	27,440.00	49.9%
TOTAL COMMUNICATIONS: TEL,POST,ETC.	172,374	0	172,374	84,186.59	36,615.35	51,572.06	70.1%
5560 TUITION EXPENSE							
04126110 5560 TUITION EXPENSE	597,193	38,800	635,993	525,003.50	110,690.50	299.00	100.0%
04126111 5560 TUITION EXPENSE	117,330	15,085	132,415	132,411.75	.00	3.25	100.0%
04126117 5560 TUITION EXPENSE	100,800	-11,500	89,300	89,300.00	.00	.00	100.0%
04126130 5560 TUITION EXPENSE	2,671,186	-55,971	2,615,215	1,284,543.26	739,608.04	591,063.70	77.4%
TOTAL TUITION EXPENSE	3,486,509	-13,586	3,472,923	2,031,258.51	850,298.54	591,365.95	83.0%
5580 STAFF TRAVEL							
01132400 5580 STAFF TRAVEL	532	0	532	703.36	.00	-171.36	132.2%
02132400 5580 STAFF TRAVEL	600	0	600	1,198.42	.00	-598.42	199.7%
03132400 5580 STAFF TRAVEL	6,000	0	6,000	2,223.49	95.00	3,681.51	38.6%
04132190 5580 STAFF TRAVEL	3,000	0	3,000	1,004.87	.00	1,995.13	33.5%
05132212 5580 STAFF TRAVEL	800	0	800	191.60	.00	608.40	24.0%
05132213 5580 STAFF TRAVEL	300	0	300	299.27	.00	.73	99.8%
05142320 5580 STAFF TRAVEL	7,000	0	7,000	3,621.46	242.85	3,135.69	55.2%
05142350 5580 STAFF TRAVEL	1,200	0	1,200	1,214.29	.00	-14.29	101.2%
05142600 5580 STAFF TRAVEL	3,000	0	3,000	2,511.22	.00	488.78	83.7%
TOTAL STAFF TRAVEL	22,432	0	22,432	12,967.98	337.85	9,126.17	59.3%
5581 TRAVEL - CONFERENCES							
01132130 5581 TRAVEL - CONFERENCES	140	0	140	.00	.00	140.00	.0%

04/03/2018 08:52
165dreyn

AMITY REGIONAL SCH - LIVE DB
YEAR-TO-DATE BUDGET REPORT

P 10
glytddbud

FOR 2018 99

ACCOUNTS FOR:	ORIGINAL	TRANFRS/	REVISED	YTD	ENC/REQ	AVAILABLE	PCT
1 General Fund	APPROP	ADJSTMTS	BUDGET	EXPENDED		BUDGET	USED
01132400 5581 TRAVEL - CONFERENCES	3,560	0	3,560	994.00	.00	2,566.00	27.9%
02132120 5581 TRAVEL - CONFERENCES	115	0	115	115.00	.00	.00	100.0%
02132400 5581 TRAVEL - CONFERENCES	3,180	0	3,180	1,042.00	.00	2,138.00	32.8%
03111003 5581 TRAVEL - CONFERENCES	350	-350	0	.00	.00	.00	.0%
03111013 5581 TRAVEL - CONFERENCES	700	0	700	680.00	.00	20.00	97.1%
03111015 5581 TRAVEL - CONFERENCES	350	0	350	.00	.00	350.00	.0%
03132120 5581 TRAVEL - CONFERENCES	1,500	0	1,500	489.93	.00	1,010.07	32.7%
04121200 5581 TRAVEL - CONFERENCES	2,000	0	2,000	.00	170.00	1,830.00	8.5%
04132190 5581 TRAVEL - CONFERENCES	750	0	750	450.00	300.00	.00	100.0%
05132212 5581 TRAVEL - CONFERENCES	11,800	0	11,800	6,023.41	185.00	5,591.59	52.6%
05132213 5581 TRAVEL - CONFERENCES	4,300	0	4,300	4,024.59	220.00	55.41	98.7%
05142320 5581 TRAVEL - CONFERENCES	500	0	500	2,237.60	.00	-1,737.60	447.5%
05142350 5581 TRAVEL - CONFERENCES	7,275	0	7,275	1,154.00	726.50	5,394.50	25.8%
TOTAL TRAVEL - CONFERENCES	36,520	-350	36,170	17,210.53	1,601.50	17,357.97	52.0%
5590 OTHER PURCHASED SERVICES							
01113202 5590 OTHER PURCHASED SERV	400	0	400	296.89	103.11	.00	100.0%
01132120 5590 OTHER PURCHASED SERV	835	0	835	390.02	.00	444.98	46.7%
01132400 5590 OTHER PURCHASED SERV	6,848	0	6,848	791.95	2,047.60	4,008.45	41.5%
02113202 5590 OTHER PURCHASED SERV	400	0	400	296.89	103.11	.00	100.0%
02132120 5590 OTHER PURCHASED SERV	500	0	500	437.50	.00	62.50	87.5%
02132400 5590 OTHER PURCHASED SERV	4,650	30	4,680	4,673.36	.00	6.64	99.9%
03113202 5590 OTHER PURCHASED SERV	6,785	0	6,785	3,619.07	1,257.78	1,908.15	71.9%
03132120 5590 OTHER PURCHASED SERV	13,000	0	13,000	10,994.94	179.80	1,825.26	86.0%
03132400 5590 OTHER PURCHASED SERV	1,600	0	1,600	556.51	.00	1,043.49	34.8%
04132190 5590 OTHER PURCHASED SERV	12,550	-275	12,275	12,044.75	.00	230.25	98.1%
05132212 5590 OTHER PURCHASED SERV	2,500	0	2,500	2,500.00	.00	.00	100.0%
05132213 5590 OTHER PURCHASED SERV	7,718	0	7,718	7,120.40	597.60	.00	100.0%
05142310 5590 OTHER PURCHASED SERV	10,000	0	10,000	3,627.80	2,261.40	4,110.80	58.9%
05142320 5590 OTHER PURCHASED SERV	20,000	0	20,000	14,057.16	2,965.16	2,977.68	85.1%
05142350 5590 OTHER PURCHASED SERV	100	0	100	82.88	.00	17.12	82.9%
TOTAL OTHER PURCHASED SERVICES	87,886	-245	87,641	61,490.12	9,515.56	16,635.32	81.0%
5611 INSTRUCTIONAL SUPPLIES							
01111001 5611 INSTRUCTIONAL SUPPLI	3,800	200	4,000	2,351.93	1,631.45	16.62	99.6%
01111005 5611 INSTRUCTIONAL SUPPLI	3,886	0	3,886	1,531.74	2,199.88	154.38	96.0%

04/03/2018 08:52
165dreyn

AMITY REGIONAL SCH - LIVE DB
YEAR-TO-DATE BUDGET REPORT

P 11
glytddbud

FOR 2018 99

ACCOUNTS FOR:	ORIGINAL	TRANFRS/	REVISED	YTD	ENC/REQ	AVAILABLE	PCT
1 General Fund	APPROP	ADJSTMTS	BUDGET	EXPENDED		BUDGET	USED
01111006 5611 INSTRUCTIONAL SUPPLI	5,169	0	5,169	511.31	.00	4,657.69	9.9%
01111007 5611 INSTRUCTIONAL SUPPLI	628	0	628	217.96	325.26	84.78	86.5%
01111008 5611 INSTRUCTIONAL SUPPLI	7,700	0	7,700	6,445.77	1,194.24	59.99	99.2%
01111009 5611 INSTRUCTIONAL SUPPLI	2,020	0	2,020	1,271.00	327.50	421.50	79.1%
01111010 5611 INSTRUCTIONAL SUPPLI	6,093	0	6,093	4,353.04	573.87	1,166.09	80.9%
01111011 5611 INSTRUCTIONAL SUPPLI	2,850	0	2,850	2,223.61	2.70	623.69	78.1%
01111013 5611 INSTRUCTIONAL SUPPLI	4,220	0	4,220	3,599.91	574.22	45.87	98.9%
01111014 5611 INSTRUCTIONAL SUPPLI	3,035	0	3,035	2,620.91	45.82	368.27	87.9%
01111015 5611 INSTRUCTIONAL SUPPLI	2,192	0	2,192	1,926.95	246.12	18.93	99.1%
01111016 5611 INSTRUCTIONAL SUPPLI	974	36	1,010	946.83	62.94	.23	100.0%
01132120 5611 INSTRUCTIONAL SUPPLI	420	0	420	420.00	.00	.00	100.0%
01132220 5611 INSTRUCTIONAL SUPPLI	1,100	0	1,100	685.86	409.95	4.19	99.6%
01142219 5611 INSTRUCTIONAL SUPPLI	5,680	0	5,680	2,556.27	20.67	3,103.06	45.4%
02111001 5611 INSTRUCTIONAL SUPPLI	4,000	0	4,000	3,719.64	104.16	176.20	95.6%
02111005 5611 INSTRUCTIONAL SUPPLI	4,450	0	4,450	735.86	637.20	3,076.94	30.9%
02111006 5611 INSTRUCTIONAL SUPPLI	6,378	0	6,378	6,276.52	.00	101.48	98.4%
02111007 5611 INSTRUCTIONAL SUPPLI	709	0	709	34.12	.00	674.88	4.8%
02111008 5611 INSTRUCTIONAL SUPPLI	8,000	0	8,000	6,409.27	878.42	712.31	91.1%
02111009 5611 INSTRUCTIONAL SUPPLI	6,004	0	6,004	5,851.16	.00	152.84	97.5%
02111010 5611 INSTRUCTIONAL SUPPLI	6,249	500	6,749	6,129.68	264.36	354.96	94.7%
02111011 5611 INSTRUCTIONAL SUPPLI	2,825	0	2,825	1,266.47	.00	1,558.53	44.8%
02111013 5611 INSTRUCTIONAL SUPPLI	6,735	0	6,735	6,245.28	293.82	195.90	97.1%
02111014 5611 INSTRUCTIONAL SUPPLI	4,444	102	4,546	4,338.77	197.60	9.63	99.8%
02111015 5611 INSTRUCTIONAL SUPPLI	1,092	0	1,092	.00	.00	1,092.00	.0%
02111016 5611 INSTRUCTIONAL SUPPLI	2,016	0	2,016	1,599.46	100.06	316.48	84.3%
02132120 5611 INSTRUCTIONAL SUPPLI	200	0	200	94.44	.00	105.56	47.2%
02132220 5611 INSTRUCTIONAL SUPPLI	1,100	0	1,100	224.26	875.74	.00	100.0%
02142219 5611 INSTRUCTIONAL SUPPLI	10,671	0	10,671	3,396.13	1,628.30	5,646.57	47.1%
03111001 5611 INSTRUCTIONAL SUPPLI	25,415	-3,323	22,092	11,081.45	11,009.30	1.25	100.0%
03111003 5611 INSTRUCTIONAL SUPPLI	1,380	155	1,535	763.55	.00	771.45	49.7%
03111005 5611 INSTRUCTIONAL SUPPLI	400	0	400	35.28	.00	364.72	8.8%
03111006 5611 INSTRUCTIONAL SUPPLI	18,866	-1,000	17,866	10,293.69	.00	7,572.31	57.6%
03111007 5611 INSTRUCTIONAL SUPPLI	23,558	0	23,558	15,569.12	5,775.55	2,213.33	90.6%
03111008 5611 INSTRUCTIONAL SUPPLI	23,436	755	24,191	15,449.47	3,150.68	5,590.85	76.9%
03111009 5611 INSTRUCTIONAL SUPPLI	10,830	0	10,830	2,348.67	.00	8,481.33	21.7%
03111010 5611 INSTRUCTIONAL SUPPLI	9,270	1,300	10,570	4,364.38	4,070.52	2,135.10	79.8%
03111011 5611 INSTRUCTIONAL SUPPLI	6,498	0	6,498	4,377.63	1,819.59	300.78	95.4%
03111013 5611 INSTRUCTIONAL SUPPLI	59,490	0	59,490	24,638.29	5,981.25	28,870.46	51.5%
03111014 5611 INSTRUCTIONAL SUPPLI	966	0	966	197.80	.00	768.20	20.5%
03111015 5611 INSTRUCTIONAL SUPPLI	4,861	0	4,861	808.96	.00	4,052.04	16.6%
03111016 5611 INSTRUCTIONAL SUPPLI	5,600	0	5,600	1,794.54	.00	3,805.46	32.0%
03111017 5611 INSTRUCTIONAL SUPPLI	1,000	0	1,000	59.96	939.64	.40	100.0%
03111018 5611 INSTRUCTIONAL SUPPLI	600	0	600	582.71	.00	17.29	97.1%
03132120 5611 INSTRUCTIONAL SUPPLI	3,770	961	4,731	3,237.83	469.57	1,023.60	78.4%

04/03/2018 08:52
165dreyn

AMITY REGIONAL SCH - LIVE DB
YEAR-TO-DATE BUDGET REPORT

P 12
glytdbud

FOR 2018 99

ACCOUNTS FOR: 1 General Fund	ORIGINAL APPROP	TRANFRS/ ADJSTMTS	REVISED BUDGET	YTD EXPENDED	ENC/REQ	AVAILABLE BUDGET	PCT USED
03132220 5611 INSTRUCTIONAL SUPPLI	1,200	0	1,200	1,130.50	12.48	57.02	95.2%
03132400 5611 INSTRUCTIONAL SUPPLI	3,900	0	3,900	53.50	89.99	3,756.51	3.7%
03142219 5611 INSTRUCTIONAL SUPPLI	31,050	0	31,050	16,104.35	2,701.43	12,244.22	60.6%
04121200 5611 INSTRUCTIONAL SUPPLI	5,490	-144	5,346	2,810.58	636.25	1,899.17	64.5%
04121201 5611 INSTRUCTIONAL SUPPLI	900	0	900	831.64	.00	68.36	92.4%
04121203 5611 INSTRUCTIONAL SUPPLI	1,100	0	1,100	711.69	.00	388.31	64.7%
04122150 5611 INSTRUCTIONAL SUPPLI	654	6	660	659.62	.00	.38	99.9%
04132140 5611 INSTRUCTIONAL SUPPLI	500	0	500	490.32	.00	9.68	98.1%
05132212 5611 INSTRUCTIONAL SUPPLI	28,400	-5,000	23,400	21,285.00	438.99	1,676.01	92.8%
05132213 5611 INSTRUCTIONAL SUPPLI	1,500	0	1,500	578.60	29.90	891.50	40.6%
TOTAL INSTRUCTIONAL SUPPLIES	385,274	-5,452	379,822	218,243.28	49,719.42	111,859.30	70.5%
5613 MAINTENANCE/CUSTODIAL SUPPLIES							
01142600 5613 MAINTENANCE/CUSTODIA	54,180	0	54,180	22,630.68	7,979.73	23,569.59	56.5%
02142600 5613 MAINTENANCE/CUSTODIA	51,180	0	51,180	16,524.64	9,871.86	24,783.50	51.6%
03142600 5613 MAINTENANCE/CUSTODIA	114,605	296	114,901	54,839.66	16,541.55	43,519.79	62.1%
TOTAL MAINTENANCE/CUSTODIAL SUPPLIES	219,965	296	220,261	93,994.98	34,393.14	91,872.88	58.3%
5620 OIL USED FOR HEATING							
01142600 5620 OIL USED FOR HEATING	36,870	0	36,870	23,180.08	13,689.92	.00	100.0%
02142600 5620 OIL USED FOR HEATING	500	0	500	221.38	278.62	.00	100.0%
03142600 5620 OIL USED FOR HEATING	500	0	500	.00	500.00	.00	100.0%
TOTAL OIL USED FOR HEATING	37,870	0	37,870	23,401.46	14,468.54	.00	100.0%
5621 NATURAL GAS							
02142600 5621 NATURAL GAS	24,877	0	24,877	14,691.01	10,185.99	.00	100.0%
03142600 5621 NATURAL GAS	28,968	15,000	43,968	42,198.96	.00	1,769.04	96.0%
TOTAL NATURAL GAS	53,845	15,000	68,845	56,889.97	10,185.99	1,769.04	97.4%
5627 TRANSPORTATION SUPPLIES							
05142700 5627 TRANSPORTATION SUPPL	117,341	0	117,341	79,531.66	40,393.65	-2,584.31	102.2%

04/03/2018 08:52
165dreyn

AMITY REGIONAL SCH - LIVE DB
YEAR-TO-DATE BUDGET REPORT

P 13
glytdbud

FOR 2018 99

ACCOUNTS FOR: 1 General Fund	ORIGINAL APPROP	TRANFRS/ ADJSTMTS	REVISED BUDGET	YTD EXPENDED	ENC/REQ	AVAILABLE BUDGET	PCT USED
TOTAL TRANSPORTATION SUPPLIES	117,341	0	117,341	79,531.66	40,393.65	-2,584.31	102.2%
<u>5641 TEXTS AND DIGITAL RESOURCES</u>							
01111005 5641 TEXTBOOKS	10,750	0	10,750	10,250.00	.00	500.00	95.3%
01111009 5641 TEXTBOOKS	7,150	0	7,150	7,143.75	.00	6.25	99.9%
01111014 5641 TEXTBOOKS	1,000	0	1,000	102.41	.00	897.59	10.2%
01111016 5641 TEXTBOOKS	1,419	0	1,419	470.86	.00	948.14	33.2%
02111005 5641 TEXTBOOKS	12,790	0	12,790	10,447.90	348.00	1,994.10	84.4%
02111009 5641 TEXTBOOKS	6,599	0	6,599	6,581.25	.00	17.75	99.7%
02111014 5641 TEXTBOOKS	1,150	-102	1,048	1,047.85	.00	.15	100.0%
03111001 5641 TEXTBOOKS	0	2,484	2,484	2,483.74	.00	.26	100.0%
03111005 5641 TEXTBOOKS	7,115	0	7,115	5,532.81	500.20	1,081.99	84.8%
03111006 5641 TEXTBOOKS	8,000	1,000	9,000	8,622.73	90.00	287.27	96.8%
03111009 5641 TEXTBOOKS	21,048	-1,020	20,028	15,272.56	4,325.23	430.21	97.9%
03111013 5641 TEXTBOOKS	19,500	0	19,500	10,840.45	4,375.82	4,283.73	78.0%
03111014 5641 TEXTBOOKS	8,700	0	8,700	8,257.40	.00	442.60	94.9%
03132400 5641 TEXTS AND DIGITAL RE	6,000	0	6,000	2,166.20	.00	3,833.80	36.1%
TOTAL TEXTS AND DIGITAL RESOURCES	111,221	2,362	113,583	89,219.91	9,639.25	14,723.84	87.0%
<u>5642 LIBRARY BOOKS & PERIODICALS</u>							
01132220 5642 LIBRARY BOOKS & PERI	6,400	-1,000	5,400	3,693.29	800.32	906.39	83.2%
02132220 5642 LIBRARY BOOKS & PERI	6,215	0	6,215	4,358.22	1,840.55	16.23	99.7%
03132220 5642 LIBRARY BOOKS & PERI	9,000	0	9,000	8,582.46	375.55	41.99	99.5%
TOTAL LIBRARY BOOKS & PERIODICALS	21,615	-1,000	20,615	16,633.97	3,016.42	964.61	95.3%
<u>5690 OTHER SUPPLIES</u>							
01111005 5690 OTHER SUPPLIES	437	0	437	308.61	.00	128.39	70.6%
01111006 5690 OTHER SUPPLIES	107	0	107	.00	.00	107.00	.0%
01111010 5690 OTHER SUPPLIES	1,322	0	1,322	899.00	422.90	.10	100.0%
01111013 5690 OTHER SUPPLIES	1,720	0	1,720	229.74	1,263.40	226.86	86.8%
01111016 5690 OTHER SUPPLIES	860	-36	824	683.82	5.90	134.28	83.7%
01113201 5690 OTHER SUPPLIES	600	0	600	300.00	300.00	.00	100.0%

04/03/2018 08:52
165dreyn

AMITY REGIONAL SCH - LIVE DB
YEAR-TO-DATE BUDGET REPORT

P 14
glytddbud

FOR 2018 99

ACCOUNTS FOR: 1 General Fund	ORIGINAL APPROP	TRANFRS/ ADJSTMTS	REVISED BUDGET	YTD EXPENDED	ENC/REQ	AVAILABLE BUDGET	PCT USED
01113202 5690 OTHER SUPPLIES	10,700	0	10,700	4,028.72	.00	6,671.28	37.7%
01132120 5690 OTHER SUPPLIES	1,150	0	1,150	449.40	.00	700.60	39.1%
01132130 5690 OTHER SUPPLIES	1,800	0	1,800	.00	363.66	1,436.34	20.2%
01132220 5690 OTHER SUPPLIES	1,700	1,000	2,700	938.62	143.94	1,617.44	40.1%
01132400 5690 OTHER SUPPLIES	2,152	0	2,152	1,990.94	.00	161.06	92.5%
01142219 5690 OTHER SUPPLIES	4,259	-135	4,124	3,691.15	290.50	142.35	96.5%
02111009 5690 OTHER SUPPLIES	487	0	487	117.93	.00	369.07	24.2%
02111013 5690 OTHER SUPPLIES	486	0	486	79.29	.00	406.71	16.3%
02111016 5690 OTHER SUPPLIES	1,884	0	1,884	839.36	.00	1,044.64	44.6%
02113201 5690 OTHER SUPPLIES	800	0	800	713.38	.00	86.62	89.2%
02113202 5690 OTHER SUPPLIES	10,800	0	10,800	4,028.78	.00	6,771.22	37.3%
02132120 5690 OTHER SUPPLIES	750	0	750	317.70	.00	432.30	42.4%
02132130 5690 OTHER SUPPLIES	1,800	0	1,800	273.34	1,395.53	131.13	92.7%
02132220 5690 OTHER SUPPLIES	2,885	0	2,885	1,985.12	.00	899.88	68.8%
02132400 5690 OTHER SUPPLIES	1,265	0	1,265	771.40	202.00	291.60	76.9%
03111005 5690 OTHER SUPPLIES	252	0	252	.00	.00	252.00	.0%
03111008 5690 OTHER SUPPLIES	1,400	0	1,400	912.58	487.42	.00	100.0%
03111014 5690 OTHER SUPPLIES	800	0	800	426.98	.00	373.02	53.4%
03111016 5690 OTHER SUPPLIES	700	0	700	189.23	.00	510.77	27.0%
03113201 5690 OTHER SUPPLIES	4,530	0	4,530	.00	.00	4,530.00	.0%
03113202 5690 OTHER SUPPLIES	97,332	-296	97,036	63,347.83	12,565.56	21,122.61	78.2%
03132130 5690 OTHER SUPPLIES	1,902	0	1,902	920.41	748.95	232.64	87.8%
03132220 5690 OTHER SUPPLIES	14,000	251	14,251	14,251.00	.00	.00	100.0%
03132400 5690 OTHER SUPPLIES	500	0	500	400.20	.00	99.80	80.0%
04121200 5690 OTHER SUPPLIES	910	138	1,048	874.57	155.71	17.72	98.3%
04121201 5690 OTHER SUPPLIES	250	0	250	250.00	.00	.00	100.0%
04121203 5690 OTHER SUPPLIES	2,500	0	2,500	1,584.71	648.11	267.18	89.3%
04122150 5690 OTHER SUPPLIES	325	0	325	317.99	.00	7.01	97.8%
04122151 5690 OTHER SUPPLIES	3,000	0	3,000	1,518.23	141.77	1,340.00	55.3%
04132140 5690 OTHER SUPPLIES	2,006	361	2,367	2,382.60	.00	-15.60	100.7%
05132213 5690 OTHER SUPPLIES	3,336	0	3,336	1,025.72	2,067.38	242.90	92.7%
05142310 5690 OTHER SUPPLIES	4,000	0	4,000	2,562.41	167.24	1,270.35	68.2%
05142320 5690 OTHER SUPPLIES	15,000	0	15,000	3,577.53	61.01	11,361.46	24.3%
05142350 5690 OTHER SUPPLIES	336,050	1,020	337,070	252,436.54	47,524.21	37,109.25	89.0%
05142510 5690 OTHER SUPPLIES	5,000	0	5,000	.00	.00	5,000.00	.0%
05142600 5690 OTHER SUPPLIES	7,070	354	7,424	7,423.49	.00	.51	100.0%
TOTAL OTHER SUPPLIES	548,827	2,657	551,484	377,048.32	68,955.19	105,480.49	80.9%
5715 IMPROVEMENTS TO BUILDINGS							
01142600 5715 IMPROVEMENTS TO BUIL	6,000	0	6,000	.00	5,059.44	940.56	84.3%

04/03/2018 08:52
165dreyn

AMITY REGIONAL SCH - LIVE DB
YEAR-TO-DATE BUDGET REPORT

P 15
glytdbud

FOR 2018 99

ACCOUNTS FOR: 1 General Fund	ORIGINAL APPROP	TRANFRS/ ADJSTMTS	REVISED BUDGET	YTD EXPENDED	ENC/REQ	AVAILABLE BUDGET	PCT USED
<u>03142600 5715 IMPROVEMENTS TO BUIL</u>	55,500	42,168	97,668	83,534.03	.00	14,133.97	85.5%
<u>05142600 5715 IMPROVEMENTS TO BUIL</u>	104,500	-61,968	42,532	.00	.00	42,532.00	.0%
TOTAL IMPROVEMENTS TO BUILDINGS	166,000	-19,800	146,200	83,534.03	5,059.44	57,606.53	60.6%
<hr/> 5720 IMPROVEMENTS TO SITES <hr/>							
<u>01142600 5720 IMPROVEMENTS TO SITE</u>	5,000	0	5,000	.00	.00	5,000.00	.0%
<u>02142600 5720 IMPROVEMENTS TO SITES</u>	5,000	0	5,000	.00	.00	5,000.00	.0%
<u>03142600 5720 IMPROVEMENTS TO SITE</u>	25,000	0	25,000	.00	4,160.00	20,840.00	16.6%
<u>05142600 5720 IMPROVEMENTS TO SITE</u>	16,000	0	16,000	.00	.00	16,000.00	.0%
TOTAL IMPROVEMENTS TO SITES	51,000	0	51,000	.00	4,160.00	46,840.00	8.2%
<hr/> 5730 EQUIPMENT - NEW <hr/>							
<u>03111001 5730 EQUIPMENT - NEW</u>	2,000	0	2,000	1,955.00	.00	45.00	97.8%
<u>04121203 5730 EQUIPMENT - NEW</u>	3,000	0	3,000	.00	.00	3,000.00	.0%
<u>05142350 5730 EQUIPMENT - NEW</u>	47,200	0	47,200	36,747.60	.00	10,452.40	77.9%
<u>05142660 5730 EQUIPMENT - NEW</u>	20,000	0	20,000	9,332.00	.00	10,668.00	46.7%
TOTAL EQUIPMENT - NEW	72,200	0	72,200	48,034.60	.00	24,165.40	66.5%
<hr/> 5731 EQUIPMENT - REPLACEMENT <hr/>							
<u>02111010 5731 EQUIPMENT - REPLACEM</u>	2,389	0	2,389	1,984.00	.00	405.00	83.0%
<u>03111001 5731 EQUIPMENT - REPLACEM</u>	0	1,139	1,139	1,139.00	.00	.00	100.0%
<u>03113202 5731 EQUIPMENT - REPLACEM</u>	18,000	2,100	20,100	6,150.00	14,050.00	-100.00	100.5%
<u>05142350 5731 EQUIPMENT - REPLACEM</u>	224,803	0	224,803	175,892.98	.00	48,910.02	78.2%
<u>05142660 5731 EQUIPMENT - REPLACEM</u>	5,000	0	5,000	3,240.00	.00	1,760.00	64.8%
TOTAL EQUIPMENT - REPLACEMENT	250,192	3,239	253,431	188,405.98	14,050.00	50,975.02	79.9%
<hr/> 5810 DUES & FEES <hr/>							
<u>01111001 5810 DUES & FEES</u>	200	-200	0	.00	.00	.00	.0%

04/03/2018 08:52
165dreyn

AMITY REGIONAL SCH - LIVE DB
YEAR-TO-DATE BUDGET REPORT

P 16
glytdbud

FOR 2018 99

ACCOUNTS FOR:	ORIGINAL	TRANFRS/	REVISED	YTD	ENC/REQ	AVAILABLE	PCT
1 General Fund	APPROP	ADJSTMTS	BUDGET	EXPENDED		BUDGET	USED
01111006 5810 DUES & FEES	500	0	500	.00	.00	500.00	.0%
01111008 5810 DUES & FEES	200	0	200	50.00	.00	150.00	25.0%
01111009 5810 DUES & FEES	428	0	428	300.00	88.00	40.00	90.7%
01111010 5810 DUES & FEES	440	0	440	404.00	.00	36.00	91.8%
01111011 5810 DUES & FEES	500	-310	190	190.00	.00	.00	100.0%
01111014 5810 DUES & FEES	110	0	110	.00	.00	110.00	.0%
01111015 5810 DUES & FEES	550	0	550	450.00	.00	100.00	81.8%
01111016 5810 DUES & FEES	600	0	600	.00	.00	600.00	.0%
01113202 5810 DUES & FEES	500	0	500	360.00	.00	140.00	72.0%
01132120 5810 DUES & FEES	300	0	300	249.90	.00	50.10	83.3%
01132130 5810 DUES & FEES	140	0	140	.00	.00	140.00	.0%
01132400 5810 DUES & FEES	2,635	0	2,635	1,599.97	395.00	640.03	75.7%
02111008 5810 DUES & FEES	150	0	150	150.00	.00	.00	100.0%
02111010 5810 DUES & FEES	435	0	435	404.00	.00	31.00	92.9%
02111015 5810 DUES & FEES	180	0	180	.00	.00	180.00	.0%
02113202 5810 DUES & FEES	400	0	400	360.00	.00	40.00	90.0%
02132130 5810 DUES & FEES	140	0	140	.00	.00	140.00	.0%
02132400 5810 DUES & FEES	3,088	0	3,088	1,738.99	.00	1,349.01	56.3%
03111001 5810 DUES & FEES	500	-300	200	100.00	100.00	.00	100.0%
03111003 5810 DUES & FEES	0	195	195	195.00	.00	.00	100.0%
03111005 5810 DUES & FEES	120	0	120	35.95	75.00	9.05	92.5%
03111006 5810 DUES & FEES	650	0	650	.00	.00	650.00	.0%
03111009 5810 DUES & FEES	275	0	275	124.00	.00	151.00	45.1%
03111010 5810 DUES & FEES	1,115	0	1,115	730.00	.00	385.00	65.5%
03111013 5810 DUES & FEES	6,050	0	6,050	4,929.00	.00	1,121.00	81.5%
03111014 5810 DUES & FEES	410	0	410	.00	20.00	390.00	4.9%
03111015 5810 DUES & FEES	1,170	0	1,170	500.00	.00	670.00	42.7%
03111016 5810 DUES & FEES	1,000	0	1,000	657.00	.00	343.00	65.7%
03113202 5810 DUES & FEES	30,000	0	30,000	21,140.38	5,229.00	3,630.62	87.9%
03132130 5810 DUES & FEES	200	0	200	141.00	.00	59.00	70.5%
03132220 5810 DUES & FEES	1,250	-251	999	998.32	.00	.68	99.9%
03132400 5810 DUES & FEES	13,000	0	13,000	11,970.00	250.00	780.00	94.0%
04121200 5810 DUES & FEES	150	0	150	135.00	.00	15.00	90.0%
04132140 5810 DUES & FEES	1,045	0	1,045	840.00	.00	205.00	80.4%
04132190 5810 DUES & FEES	650	0	650	508.00	.00	142.00	78.2%
05132212 5810 DUES & FEES	252	0	252	.00	79.00	173.00	31.3%
05132213 5810 DUES & FEES	350	0	350	314.00	.00	36.00	89.7%
05142310 5810 DUES & FEES	25,000	0	25,000	21,876.00	400.00	2,724.00	89.1%
05142320 5810 DUES & FEES	4,000	0	4,000	2,579.00	.00	1,421.00	64.5%
05142600 5810 DUES & FEES	350	0	350	300.00	.00	50.00	85.7%
TOTAL DUES & FEES	99,033	-866	98,167	74,329.51	6,636.00	17,201.49	82.5%
5830 INTEREST							
05154000 5830 INTEREST	821,650	0	821,650	821,649.02	.00	.98	100.0%

04/03/2018 08:52
165dreyn

AMITY REGIONAL SCH - LIVE DB
YEAR-TO-DATE BUDGET REPORT

P 17
glytdbud

FOR 2018 99

ACCOUNTS FOR: 1 General Fund	ORIGINAL APPROP	TRANFRS/ ADJSTMTS	REVISED BUDGET	YTD EXPENDED	ENC/REQ	AVAILABLE BUDGET	PCT USED
TOTAL INTEREST	821,650	0	821,650	821,649.02	.00	.98	100.0%
<hr/> 5850 CONTINGENCY							
05150000 5850 CONTINGENCY	150,000	0	150,000	.00	.00	150,000.00	.0%
TOTAL CONTINGENCY	150,000	0	150,000	.00	.00	150,000.00	.0%
<hr/> 5860 OPEB Trust							
05150000 5860 OPEB Trust	105,537	0	105,537	.00	105,537.00	.00	100.0%
TOTAL OPEB Trust	105,537	0	105,537	.00	105,537.00	.00	100.0%
<hr/> 5910 REDEMPTION OF PRINCIPAL							
05154000 5910 REDEMPTION OF PRINCI	3,585,000	0	3,585,000	3,585,000.00	.00	.00	100.0%
TOTAL REDEMPTION OF PRINCIPAL	3,585,000	0	3,585,000	3,585,000.00	.00	.00	100.0%
TOTAL General Fund	48,439,163	0	48,439,163	31,703,789.57	11,000,412.30	5,734,961.13	88.2%
TOTAL EXPENSES	48,439,163	0	48,439,163	31,703,789.57	11,000,412.30	5,734,961.13	

04/03/2018 08:52
165dreyn

AMITY REGIONAL SCH - LIVE DB
YEAR-TO-DATE BUDGET REPORT

P 18
glytddbud

FOR 2018 99

	ORIGINAL APPROP	TRANFRS/ ADJSTMTS	REVISED BUDGET	YTD EXPENDED	ENC/REQ	AVAILABLE BUDGET	PCT USED
GRAND TOTAL	48,439,163	0	48,439,163	31,703,789.57	11,000,412.30	5,734,961.13	88.2%

** END OF REPORT - Generated by Debra Reynolds **

04/03/2018 08:55
165dreyn

AMITY REGIONAL SCH - LIVE DB
YEAR-TO-DATE BUDGET REPORT

P 1
glytdbud

FOR 2018 99

ACCOUNTS FOR: 1 General Fund	ORIGINAL APPROP	TRANFRS/ ADJSTMTS	REVISED BUDGET	YTD EXPENDED	ENC/REQ	AVAILABLE BUDGET	PCT USED
01 AMITY MIDDLE SCHOOL - BETHANY							
1001 ART							
01111001 5111 CERTIFIED SALARIES	88,831	0	88,831	54,665.28	34,165.72	.00	100.0%
01111001 5611 INSTRUCTIONAL SUPPLI	3,800	200	4,000	2,351.93	1,631.45	16.62	99.6%
01111001 5810 DUES & FEES	200	-200	0	.00	.00	.00	.0%
TOTAL ART	92,831	0	92,831	57,017.21	35,797.17	16.62	100.0%
1005 ENGLISH							
01111005 5111 CERTIFIED SALARIES	244,958	0	244,958	150,743.36	94,214.64	.00	100.0%
01111005 5330 OTHER PROFESSIONAL &	1,050	0	1,050	1,050.00	.00	.00	100.0%
01111005 5611 INSTRUCTIONAL SUPPLI	3,886	0	3,886	1,531.74	2,199.88	154.38	96.0%
01111005 5641 TEXTBOOKS	10,750	0	10,750	10,250.00	.00	500.00	95.3%
01111005 5690 OTHER SUPPLIES	437	0	437	308.61	.00	128.39	70.6%
TOTAL ENGLISH	261,081	0	261,081	163,883.71	96,414.52	782.77	99.7%
1006 WORLD LANGUAGE							
01111006 5111 CERTIFIED SALARIES	325,602	0	325,602	218,477.12	94,887.78	12,237.10	96.2%
01111006 5611 INSTRUCTIONAL SUPPLI	5,169	0	5,169	511.31	.00	4,657.69	9.9%
01111006 5690 OTHER SUPPLIES	107	0	107	.00	.00	107.00	.0%
01111006 5810 DUES & FEES	500	0	500	.00	.00	500.00	.0%
TOTAL WORLD LANGUAGE	331,378	0	331,378	218,988.43	94,887.78	17,501.79	94.7%
1007 FAM/CONS SCIENCE (MS-HEALTH)							
01111007 5111 CERTIFIED SALARIES	88,831	0	88,831	54,665.28	34,165.72	.00	100.0%
01111007 5611 INSTRUCTIONAL SUPPLI	628	0	628	217.96	325.26	84.78	86.5%
TOTAL FAM/CONS SCIENCE (MS-HEALTH)	89,459	0	89,459	54,883.24	34,490.98	84.78	99.9%
1008 CAREER & TECHNOLOGY EDUCATION							

04/03/2018 08:55
165dreyn

AMITY REGIONAL SCH - LIVE DB
YEAR-TO-DATE BUDGET REPORT

P 2
glytddb

FOR 2018 99

ACCOUNTS FOR: 1	General Fund	ORIGINAL APPROP	TRANFRS/ ADJSTMTS	REVISED BUDGET	YTD EXPENDED	ENC/REQ	AVAILABLE BUDGET	PCT USED
01	AMITY MIDDLE SCHOOL - BETHANY							
01111008	5111	CERTIFIED SALARIES	77,423	0	77,423	47,644.96	29,778.04	.00 100.0%
01111008	5420	REPAIRS, MAINTENANCE	500	0	500	.00	.00	500.00 .0%
01111008	5611	INSTRUCTIONAL SUPPLI	7,700	0	7,700	6,445.77	1,194.24	59.99 99.2%
01111008	5810	DUES & FEES	200	0	200	50.00	.00	150.00 25.0%
	TOTAL CAREER & TECHNOLOGY EDUCATION		85,823	0	85,823	54,140.73	30,972.28	709.99 99.2%
1009	MATHEMATICS							
01111009	5111	CERTIFIED SALARIES	307,220	0	307,220	191,872.15	106,970.69	8,377.16 97.3%
01111009	5611	INSTRUCTIONAL SUPPLI	2,020	0	2,020	1,271.00	327.50	421.50 79.1%
01111009	5641	TEXTBOOKS	7,150	0	7,150	7,143.75	.00	6.25 99.9%
01111009	5810	DUES & FEES	428	0	428	300.00	88.00	40.00 90.7%
	TOTAL MATHEMATICS		316,818	0	316,818	200,586.90	107,386.19	8,844.91 97.2%
1010	MUSIC							
01111010	5111	CERTIFIED SALARIES	155,065	0	155,065	113,955.35	55,071.10	-13,961.45 109.0%
01111010	5330	OTHER PROFESSIONAL &	1,570	0	1,570	705.00	850.00	15.00 99.0%
01111010	5420	REPAIRS, MAINTENANCE	3,600	0	3,600	3,579.00	21.00	.00 100.0%
01111010	5611	INSTRUCTIONAL SUPPLI	6,093	0	6,093	4,353.04	573.87	1,166.09 80.9%
01111010	5690	OTHER SUPPLIES	1,322	0	1,322	899.00	422.90	.10 100.0%
01111010	5810	DUES & FEES	440	0	440	404.00	.00	36.00 91.8%
	TOTAL MUSIC		168,090	0	168,090	123,895.39	56,938.87	-12,744.26 107.6%
1011	PHYSICAL EDUCATION							
01111011	5111	CERTIFIED SALARIES	177,662	0	177,662	119,269.60	58,392.40	.00 100.0%
01111011	5420	REPAIRS, MAINTENANCE	1,000	310	1,310	1,000.00	.00	310.00 76.3%
01111011	5611	INSTRUCTIONAL SUPPLI	2,850	0	2,850	2,223.61	2.70	623.69 78.1%
01111011	5810	DUES & FEES	500	-310	190	190.00	.00	.00 100.0%
	TOTAL PHYSICAL EDUCATION		182,012	0	182,012	122,683.21	58,395.10	933.69 99.5%
1013	SCIENCE							
01111013	5111	CERTIFIED SALARIES	366,500	0	366,500	226,081.80	140,192.48	225.72 99.9%

04/03/2018 08:55
165dreyn

AMITY REGIONAL SCH - LIVE DB
YEAR-TO-DATE BUDGET REPORT

P 3
glytddbud

FOR 2018 99

ACCOUNTS FOR: 1	General Fund	ORIGINAL APPROP	TRANFRS/ ADJSTMTS	REVISED BUDGET	YTD EXPENDED	ENC/REQ	AVAILABLE BUDGET	PCT USED
<hr/>								
01111013	5611							
		4,220	0	4,220	3,599.91	574.22	45.87	98.9%
01111013	5690	1,720	0	1,720	229.74	1,263.40	226.86	86.8%
	TOTAL SCIENCE	372,440	0	372,440	229,911.45	142,030.10	498.45	99.9%
<hr/>								
1014 SOCIAL STUDIES								
<hr/>								
01111014	5111	277,623	0	277,623	153,938.23	96,468.09	27,216.68	90.2%
01111014	5611	3,035	0	3,035	2,620.91	45.82	368.27	87.9%
01111014	5641	1,000	0	1,000	102.41	.00	897.59	10.2%
01111014	5810	110	0	110	.00	.00	110.00	.0%
	TOTAL SOCIAL STUDIES	281,768	0	281,768	156,661.55	96,513.91	28,592.54	89.9%
<hr/>								
1015 STEM INITIATIVES								
<hr/>								
01111015	5611	2,192	0	2,192	1,926.95	246.12	18.93	99.1%
01111015	5810	550	0	550	450.00	.00	100.00	81.8%
	TOTAL STEM INITIATIVES	2,742	0	2,742	2,376.95	246.12	118.93	95.7%
<hr/>								
1016 READING								
<hr/>								
01111016	5111	271,241	0	271,241	168,588.14	90,873.44	11,779.42	95.7%
01111016	5611	974	36	1,010	946.83	62.94	.23	100.0%
01111016	5641	1,419	0	1,419	470.86	.00	948.14	33.2%
01111016	5690	860	-36	824	683.82	5.90	134.28	83.7%
01111016	5810	600	0	600	.00	.00	600.00	.0%
	TOTAL READING	275,094	0	275,094	170,689.65	90,942.28	13,462.07	95.1%
<hr/>								
1027 COVERAGE								
<hr/>								
01111027	5111	21,488	0	21,488	7,845.49	.00	13,642.51	36.5%
	TOTAL COVERAGE	21,488	0	21,488	7,845.49	.00	13,642.51	36.5%
<hr/>								
2120 COUNSELING SERVICES								
<hr/>								

04/03/2018 08:55
165dreyn

AMITY REGIONAL SCH - LIVE DB
YEAR-TO-DATE BUDGET REPORT

P 4
glytdbud

FOR 2018 99

ACCOUNTS FOR:	ORIGINAL	TRANFRS/	REVISED	YTD EXPENDED	ENC/REQ	AVAILABLE	PCT
1 General Fund	APPROP	ADJSTMTS	BUDGET			BUDGET	USED
01 AMITY MIDDLE SCHOOL - BETHANY							
01132120 5111 CERTIFIED SALARIES	136,155	0	136,155	83,787.68	52,367.32	.00	100.0%
01132120 5112 CLASSIFIED SALARIES	42,220	0	42,220	28,026.18	11,462.40	2,731.42	93.5%
01132120 5330 OTHER PROFESSIONAL &	1,362	0	1,362	1,317.50	.00	44.50	96.7%
01132120 5590 OTHER PURCHASED SERV	835	0	835	390.02	.00	444.98	46.7%
01132120 5611 INSTRUCTIONAL SUPPLI	420	0	420	420.00	.00	.00	100.0%
01132120 5690 OTHER SUPPLIES	1,150	0	1,150	449.40	.00	700.60	39.1%
01132120 5810 DUES & FEES	300	0	300	249.90	.00	50.10	83.3%
TOTAL COUNSELING SERVICES	182,442	0	182,442	114,640.68	63,829.72	3,971.60	97.8%
2130 MEDICAL SERVICES							
01132130 5112 CLASSIFIED SALARIES	60,403	0	60,403	42,656.72	18,490.50	-744.22	101.2%
01132130 5330 OTHER PROFESSIONAL &	33	0	33	.00	.00	33.00	.0%
01132130 5581 TRAVEL - CONFERENCES	140	0	140	.00	.00	140.00	.0%
01132130 5690 OTHER SUPPLIES	1,800	0	1,800	.00	363.66	1,436.34	20.2%
01132130 5810 DUES & FEES	140	0	140	.00	.00	140.00	.0%
TOTAL MEDICAL SERVICES	62,516	0	62,516	42,656.72	18,854.16	1,005.12	98.4%
2219 GENERAL INSTRUCTION							
01142219 5611 INSTRUCTIONAL SUPPLI	5,680	0	5,680	2,556.27	20.67	3,103.06	45.4%
01142219 5690 OTHER SUPPLIES	4,259	-135	4,124	3,691.15	290.50	142.35	96.5%
TOTAL GENERAL INSTRUCTION	9,939	-135	9,804	6,247.42	311.17	3,245.41	66.9%
2220 MEDIA CENTER							
01132220 5111 CERTIFIED SALARIES	94,559	0	94,559	58,190.08	36,368.92	.00	100.0%
01132220 5112 CLASSIFIED SALARIES	41,265	0	41,265	27,664.98	11,462.40	2,137.62	94.8%
01132220 5330 OTHER PROFESSIONAL &	1,400	0	1,400	565.00	.00	835.00	40.4%
01132220 5611 INSTRUCTIONAL SUPPLI	1,100	0	1,100	685.86	409.95	4.19	99.6%
01132220 5642 LIBRARY BOOKS & PERI	6,400	-1,000	5,400	3,693.29	800.32	906.39	83.2%
01132220 5690 OTHER SUPPLIES	1,700	1,000	2,700	938.62	143.94	1,617.44	40.1%
TOTAL MEDIA CENTER	146,424	0	146,424	91,737.83	49,185.53	5,500.64	96.2%

04/03/2018 08:55
165dreyn

AMITY REGIONAL SCH - LIVE DB
YEAR-TO-DATE BUDGET REPORT

P 5
glytddbud

FOR 2018 99

ACCOUNTS FOR: 1 General Fund	ORIGINAL APPROP	TRANFRS/ ADJSTMTS	REVISED BUDGET	YTD EXPENDED	ENC/REQ	AVAILABLE BUDGET	PCT USED
2400 PRINCIPAL SERVICES							
01132400 5111 CERTIFIED SALARIES	323,601	0	323,601	235,083.32	93,316.98	-4,799.30	101.5%
01132400 5112 CLASSIFIED SALARIES	138,309	0	138,309	96,239.30	40,824.12	1,245.58	99.1%
01132400 5330 OTHER PROFESSIONAL &	16,868	0	16,868	1,333.90	1,182.10	14,352.00	14.9%
01132400 5420 REPAIRS, MAINTENANCE	502	135	637	636.06	.00	.94	99.9%
01132400 5440 RENTALS-LAND, BLDG, EQ	2,587	0	2,587	1,736.75	384.00	466.25	82.0%
01132400 5550 COMMUNICATIONS: TEL,	3,000	0	3,000	287.75	354.00	2,358.25	21.4%
01132400 5580 STAFF TRAVEL	532	0	532	703.36	.00	-171.36	132.2%
01132400 5581 TRAVEL - CONFERENCES	3,560	0	3,560	994.00	.00	2,566.00	27.9%
01132400 5590 OTHER PURCHASED SERV	6,848	0	6,848	791.95	2,047.60	4,008.45	41.5%
01132400 5690 OTHER SUPPLIES	2,152	0	2,152	1,990.94	.00	161.06	92.5%
01132400 5810 DUES & FEES	2,635	0	2,635	1,599.97	395.00	640.03	75.7%
TOTAL PRINCIPAL SERVICES	500,594	135	500,729	341,397.30	138,503.80	20,827.90	95.8%
2600 BUILDING OPERS & MAINT							
01142600 5112 CLASSIFIED SALARIES	196,814	0	196,814	151,650.52	55,764.00	-10,600.52	105.4%
01142600 5410 UTILITIES, EXCLUDING	99,094	0	99,094	68,864.65	30,229.35	.00	100.0%
01142600 5420 REPAIRS, MAINTENANCE	95,710	0	95,710	82,448.52	20,037.69	-6,776.21	107.1%
01142600 5440 RENTALS-LAND, BLDG, E	900	0	900	300.00	450.00	150.00	83.3%
01142600 5613 MAINTENANCE/CUSTODIA	54,180	0	54,180	22,630.68	7,979.73	23,569.59	56.5%
01142600 5620 OIL USED FOR HEATING	36,870	0	36,870	23,180.08	13,689.92	.00	100.0%
01142600 5715 IMPROVEMENTS TO BUIL	6,000	0	6,000	.00	5,059.44	940.56	84.3%
01142600 5720 IMPROVEMENTS TO SITE	5,000	0	5,000	.00	.00	5,000.00	.0%
TOTAL BUILDING OPERS & MAINT	494,568	0	494,568	349,074.45	133,210.13	12,283.42	97.5%
2601 SUMMER WORK							
01152601 5111 CERTIFIED SALARIES	39,933	0	39,933	21,582.37	.00	18,350.63	54.0%
TOTAL SUMMER WORK	39,933	0	39,933	21,582.37	.00	18,350.63	54.0%
2700 TRANSPORTATION							
01142700 5510 PUPIL TRANSPORTATION	4,252	0	4,252	1,470.84	548.91	2,232.25	47.5%

04/03/2018 08:55
165dreyn

AMITY REGIONAL SCH - LIVE DB
YEAR-TO-DATE BUDGET REPORT

P 6
glytdbud

FOR 2018 99

ACCOUNTS FOR: 1 General Fund	ORIGINAL APPROP	TRANFRS/ ADJSTMTS	REVISED BUDGET	YTD EXPENDED	ENC/REQ	AVAILABLE BUDGET	PCT USED
TOTAL TRANSPORTATION	4,252	0	4,252	1,470.84	548.91	2,232.25	47.5%
<u>3201 STUDENT ACTIVITIES</u>							
<u>01113201 5111 CERTIFIED SALARIES</u>	35,812	0	35,812	2,818.00	.00	32,994.00	7.9%
<u>01113201 5690 OTHER SUPPLIES</u>	600	0	600	300.00	300.00	.00	100.0%
TOTAL STUDENT ACTIVITIES	36,412	0	36,412	3,118.00	300.00	32,994.00	9.4%
<u>3202 INTERSCHOLASTIC SPORTS</u>							
<u>01113202 5111 CERTIFIED SALARIES</u>	38,440	0	38,440	17,381.50	9,447.00	11,611.50	69.8%
<u>01113202 5330 OTHER PROFESSIONAL &</u>	4,614	0	4,614	4,315.47	.00	298.53	93.5%
<u>01113202 5420 REPAIRS, MAINTENANCE</u>	1,500	0	1,500	.00	.00	1,500.00	.0%
<u>01113202 5510 PUPIL TRANSPORTATION</u>	14,000	0	14,000	7,614.62	6,385.38	.00	100.0%
<u>01113202 5590 OTHER PURCHASED SERV</u>	400	0	400	296.89	103.11	.00	100.0%
<u>01113202 5690 OTHER SUPPLIES</u>	10,700	0	10,700	4,028.72	.00	6,671.28	37.7%
<u>01113202 5810 DUES & FEES</u>	500	0	500	360.00	.00	140.00	72.0%
TOTAL INTERSCHOLASTIC SPORTS	70,154	0	70,154	33,997.20	15,935.49	20,221.31	71.2%
TOTAL AMITY MIDDLE SCHOOL - BETHANY	4,028,258	0	4,028,258	2,569,486.72	1,265,694.21	193,077.07	95.2%

04/03/2018 08:55
165dreyn

AMITY REGIONAL SCH - LIVE DB
YEAR-TO-DATE BUDGET REPORT

P 7
glytbdud

FOR 2018 99

ACCOUNTS FOR: 1 General Fund	ORIGINAL APPROP	TRANFRS/ ADJSTMTS	REVISED BUDGET	YTD EXPENDED	ENC/REQ	AVAILABLE BUDGET	PCT USED
02 AMITY MIDDLE SCHOOL - ORANGE							
1001 ART							
02111001 5111 CERTIFIED SALARIES	73,573	0	73,573	45,275.68	28,297.32	.00	100.0%
02111001 5611 INSTRUCTIONAL SUPPLI	4,000	0	4,000	3,719.64	104.16	176.20	95.6%
TOTAL ART	77,573	0	77,573	48,995.32	28,401.48	176.20	99.8%
1005 ENGLISH							
02111005 5111 CERTIFIED SALARIES	305,895	0	305,895	198,366.85	107,712.92	-184.77	100.1%
02111005 5611 INSTRUCTIONAL SUPPLI	4,450	0	4,450	735.86	637.20	3,076.94	30.9%
02111005 5641 TEXTBOOKS	12,790	0	12,790	10,447.90	348.00	1,994.10	84.4%
TOTAL ENGLISH	323,135	0	323,135	209,550.61	108,698.12	4,886.27	98.5%
1006 WORLD LANGUAGE							
02111006 5111 CERTIFIED SALARIES	343,057	0	343,057	224,941.80	118,115.22	-.02	100.0%
02111006 5611 INSTRUCTIONAL SUPPLI	6,378	0	6,378	6,276.52	.00	101.48	98.4%
TOTAL WORLD LANGUAGE	349,435	0	349,435	231,218.32	118,115.22	101.46	100.0%
1007 FAM/CONS SCIENCE (MS-HEALTH)							
02111007 5111 CERTIFIED SALARIES	53,678	0	53,678	33,032.64	20,645.36	.00	100.0%
02111007 5611 INSTRUCTIONAL SUPPLI	709	0	709	34.12	.00	674.88	4.8%
TOTAL FAM/CONS SCIENCE (MS-HEALTH)	54,387	0	54,387	33,066.76	20,645.36	674.88	98.8%
1008 CAREER & TECHNOLOGY EDUCATION							
02111008 5111 CERTIFIED SALARIES	88,831	0	88,831	54,665.28	34,165.72	.00	100.0%

04/03/2018 08:55
165dreyn

AMITY REGIONAL SCH - LIVE DB
YEAR-TO-DATE BUDGET REPORT

P 8
glytddbud

FOR 2018 99

ACCOUNTS FOR: 1 General Fund	ORIGINAL APPROP	TRANFRS/ ADJSTMTS	REVISED BUDGET	YTD EXPENDED	ENC/REQ	AVAILABLE BUDGET	PCT USED
<u>02111008 5420 REPAIRS, MAINTENANCE</u>	500	0	500	434.40	.00	65.60	86.9%
<u>02111008 5611 INSTRUCTIONAL SUPPLI</u>	8,000	0	8,000	6,409.27	878.42	712.31	91.1%
<u>02111008 5810 DUES & FEES</u>	150	0	150	150.00	.00	.00	100.0%
TOTAL CAREER & TECHNOLOGY EDUCATION	97,481	0	97,481	61,658.95	35,044.14	777.91	99.2%
1009 MATHEMATICS							
<u>02111009 5111 CERTIFIED SALARIES</u>	287,018	0	287,018	187,334.88	99,683.12	.00	100.0%
<u>02111009 5611 INSTRUCTIONAL SUPPLI</u>	6,004	0	6,004	5,851.16	.00	152.84	97.5%
<u>02111009 5641 TEXTBOOKS</u>	6,599	0	6,599	6,581.25	.00	17.75	99.7%
<u>02111009 5690 OTHER SUPPLIES</u>	487	0	487	117.93	.00	369.07	24.2%
TOTAL MATHEMATICS	300,108	0	300,108	199,885.22	99,683.12	539.66	99.8%
1010 MUSIC							
<u>02111010 5111 CERTIFIED SALARIES</u>	97,003	0	97,003	59,694.24	37,308.76	.00	100.0%
<u>02111010 5330 OTHER PROFESSIONAL &</u>	2,500	0	2,500	210.00	2,290.00	.00	100.0%
<u>02111010 5420 REPAIRS, MAINTENANCE</u>	4,620	0	4,620	2,087.67	2,532.33	.00	100.0%
<u>02111010 5611 INSTRUCTIONAL SUPPLI</u>	6,249	500	6,749	6,129.68	264.36	354.96	94.7%
<u>02111010 5731 EQUIPMENT - REPLACEM</u>	2,389	0	2,389	1,984.00	.00	405.00	83.0%
<u>02111010 5810 DUES & FEES</u>	435	0	435	404.00	.00	31.00	92.9%
TOTAL MUSIC	113,196	500	113,696	70,509.59	42,395.45	790.96	99.3%
1011 PHYSICAL EDUCATION							
<u>02111011 5111 CERTIFIED SALARIES</u>	131,923	0	131,923	79,735.68	49,824.28	2,363.04	98.2%
<u>02111011 5420 REPAIRS, MAINTENANCE</u>	400	0	400	375.00	.00	25.00	93.8%
<u>02111011 5611 INSTRUCTIONAL SUPPLI</u>	2,825	0	2,825	1,266.47	.00	1,558.53	44.8%
TOTAL PHYSICAL EDUCATION	135,148	0	135,148	81,377.15	49,824.28	3,946.57	97.1%
1013 SCIENCE							
<u>02111013 5111 CERTIFIED SALARIES</u>	359,698	0	359,698	251,939.04	107,758.96	.00	100.0%

04/03/2018 08:55
165dreyn

AMITY REGIONAL SCH - LIVE DB
YEAR-TO-DATE BUDGET REPORT

P 9
glytddbud

FOR 2018 99

ACCOUNTS FOR: 1 General Fund	ORIGINAL APPROP	TRANFRS/ ADJSTMTS	REVISED BUDGET	YTD EXPENDED	ENC/REQ	AVAILABLE BUDGET	PCT USED
<u>02111013 5611 INSTRUCTIONAL SUPPLI</u>	6,735	0	6,735	6,245.28	293.82	195.90	97.1%
<u>02111013 5690 OTHER SUPPLIES</u>	486	0	486	79.29	.00	406.71	16.3%
TOTAL SCIENCE	366,919	0	366,919	258,263.61	108,052.78	602.61	99.8%
1014 SOCIAL STUDIES							
<u>02111014 5111 CERTIFIED SALARIES</u>	317,074	0	317,074	209,739.36	105,176.64	2,158.00	99.3%
<u>02111014 5611 INSTRUCTIONAL SUPPLI</u>	4,444	102	4,546	4,338.77	197.60	9.63	99.8%
<u>02111014 5641 TEXTBOOKS</u>	1,150	-102	1,048	1,047.85	.00	.15	100.0%
TOTAL SOCIAL STUDIES	322,668	0	322,668	215,125.98	105,374.24	2,167.78	99.3%
1015 STEM INITIATIVES							
<u>02111015 5611 INSTRUCTIONAL SUPPLI</u>	1,092	0	1,092	.00	.00	1,092.00	.0%
<u>02111015 5810 DUES & FEES</u>	180	0	180	.00	.00	180.00	.0%
TOTAL STEM INITIATIVES	1,272	0	1,272	.00	.00	1,272.00	.0%
1016 READING							
<u>02111016 5111 CERTIFIED SALARIES</u>	249,843	0	249,843	161,560.16	88,282.84	.00	100.0%
<u>02111016 5611 INSTRUCTIONAL SUPPLI</u>	2,016	0	2,016	1,599.46	100.06	316.48	84.3%
<u>02111016 5690 OTHER SUPPLIES</u>	1,884	0	1,884	839.36	.00	1,044.64	44.6%
TOTAL READING	253,743	0	253,743	163,998.98	88,382.90	1,361.12	99.5%
1027 COVERAGE							
<u>02111027 5111 CERTIFIED SALARIES</u>	14,072	0	14,072	3,972.23	.00	10,099.77	28.2%
TOTAL COVERAGE	14,072	0	14,072	3,972.23	.00	10,099.77	28.2%
2120 COUNSELING SERVICES							
<u>02132120 5111 CERTIFIED SALARIES</u>	188,176	0	188,176	126,985.28	61,190.72	.00	100.0%

04/03/2018 08:55
165dreyn

AMITY REGIONAL SCH - LIVE DB
YEAR-TO-DATE BUDGET REPORT

P 10
glytdbud

FOR 2018 99

ACCOUNTS FOR: 1	General Fund	ORIGINAL APPROP	TRANFRS/ ADJSTMTS	REVISED BUDGET	YTD EXPENDED	ENC/REQ	AVAILABLE BUDGET	PCT USED	
02132120	5112	CLASSIFIED SALARIES	42,220	0	42,220	24,383.24	10,891.20	6,945.56	83.5%
02132120	5330	OTHER PROFESSIONAL &	1,400	0	1,400	1,400.00	.00	.00	100.0%
02132120	5581	TRAVEL - CONFERENCES	115	0	115	115.00	.00	.00	100.0%
02132120	5590	OTHER PURCHASED SERV	500	0	500	437.50	.00	62.50	87.5%
02132120	5611	INSTRUCTIONAL SUPPLI	200	0	200	94.44	.00	105.56	47.2%
02132120	5690	OTHER SUPPLIES	750	0	750	317.70	.00	432.30	42.4%
TOTAL COUNSELING SERVICES			233,361	0	233,361	153,733.16	72,081.92	7,545.92	96.8%
2130 MEDICAL SERVICES									
02132130	5112	CLASSIFIED SALARIES	60,403	0	60,403	42,172.67	2,773.58	15,456.75	74.4%
02132130	5330	OTHER PROFESSIONAL &	80	0	80	76.30	.00	3.70	95.4%
02132130	5690	OTHER SUPPLIES	1,800	0	1,800	273.34	1,395.53	131.13	92.7%
02132130	5810	DUES & FEES	140	0	140	.00	.00	140.00	.0%
TOTAL MEDICAL SERVICES			62,423	0	62,423	42,522.31	4,169.11	15,731.58	74.8%
2219 GENERAL INSTRUCTION									
02142219	5611	INSTRUCTIONAL SUPPLI	10,671	0	10,671	3,396.13	1,628.30	5,646.57	47.1%
TOTAL GENERAL INSTRUCTION			10,671	0	10,671	3,396.13	1,628.30	5,646.57	47.1%
2220 MEDIA CENTER									
02132220	5111	CERTIFIED SALARIES	75,178	0	75,178	46,263.36	28,914.64	.00	100.0%
02132220	5112	CLASSIFIED SALARIES	41,265	0	41,265	27,139.62	11,462.40	2,662.98	93.5%
02132220	5330	OTHER PROFESSIONAL &	1,400	0	1,400	500.00	.00	900.00	35.7%
02132220	5611	INSTRUCTIONAL SUPPLI	1,100	0	1,100	224.26	875.74	.00	100.0%
02132220	5642	LIBRARY BOOKS & PERI	6,215	0	6,215	4,358.22	1,840.55	16.23	99.7%
02132220	5690	OTHER SUPPLIES	2,885	0	2,885	1,985.12	.00	899.88	68.8%
TOTAL MEDIA CENTER			128,043	0	128,043	80,470.58	43,093.33	4,479.09	96.5%
2400 PRINCIPAL SERVICES									
02132400	5111	CERTIFIED SALARIES	322,582	0	322,582	227,428.06	88,617.61	6,536.33	98.0%

04/03/2018 08:55
165dreyn

AMITY REGIONAL SCH - LIVE DB
YEAR-TO-DATE BUDGET REPORT

P 11
glytdbud

FOR 2018 99

ACCOUNTS FOR: 1 General Fund	ORIGINAL APPROP	TRANFRS/ ADJSTMTS	REVISED BUDGET	YTD EXPENDED	ENC/REQ	AVAILABLE BUDGET	PCT USED
<u>02132400 5112 CLASSIFIED SALARIES</u>	138,306	0	138,306	96,839.23	40,824.12	642.65	99.5%
<u>02132400 5330 OTHER PROFESSIONAL &</u>	17,700	-530	17,170	2,532.60	500.00	14,137.40	17.7%
<u>02132400 5440 RENTALS-LAND,BLDG,EO</u>	2,536	0	2,536	1,602.00	384.00	550.00	78.3%
<u>02132400 5550 COMMUNICATIONS: TEL,</u>	2,822	0	2,822	915.90	.00	1,906.10	32.5%
<u>02132400 5580 STAFF TRAVEL</u>	600	0	600	1,198.42	.00	-598.42	199.7%
<u>02132400 5581 TRAVEL - CONFERENCES</u>	3,180	0	3,180	1,042.00	.00	2,138.00	32.8%
<u>02132400 5590 OTHER PURCHASED SERV</u>	4,650	30	4,680	4,673.36	.00	6.64	99.9%
<u>02132400 5690 OTHER SUPPLIES</u>	1,265	0	1,265	771.40	202.00	291.60	76.9%
<u>02132400 5810 DUES & FEES</u>	3,088	0	3,088	1,738.99	.00	1,349.01	56.3%
TOTAL PRINCIPAL SERVICES	496,729	-500	496,229	338,741.96	130,527.73	26,959.31	94.6%
<hr/>							
2600 BUILDING OPERS & MAINT							
<u>02142600 5112 CLASSIFIED SALARIES</u>	196,627	0	196,627	155,873.21	55,764.00	-15,010.21	107.6%
<u>02142600 5410 UTILITIES, EXCLUDING</u>	109,745	0	109,745	75,802.16	33,925.86	16.98	100.0%
<u>02142600 5420 REPAIRS,MAINTENANCE</u>	85,680	0	85,680	56,729.35	16,543.19	12,407.46	85.5%
<u>02142600 5613 MAINTENANCE/CUSTODIA</u>	51,180	0	51,180	16,524.64	9,871.86	24,783.50	51.6%
<u>02142600 5620 OIL USED FOR HEATING</u>	500	0	500	221.38	278.62	.00	100.0%
<u>02142600 5621 NATURAL GAS</u>	24,877	0	24,877	14,691.01	10,185.99	.00	100.0%
<u>02142600 5720 IMPROVEMTNS TO SITES</u>	5,000	0	5,000	.00	.00	5,000.00	.0%
TOTAL BUILDING OPERS & MAINT	473,609	0	473,609	319,841.75	126,569.52	27,197.73	94.3%
<hr/>							
2601 SUMMER WORK							
<u>02152601 5111 CERTIFIED SALARIES</u>	39,933	0	39,933	28,101.97	.00	11,831.03	70.4%
TOTAL SUMMER WORK	39,933	0	39,933	28,101.97	.00	11,831.03	70.4%
<hr/>							
2700 TRANSPORTATION							
<u>02142700 5510 PUPIL TRANSPORTATION</u>	3,000	0	3,000	534.85	253.35	2,211.80	26.3%
TOTAL TRANSPORTATION	3,000	0	3,000	534.85	253.35	2,211.80	26.3%
<hr/>							
3201 STUDENT ACTIVITIES							
<u>02113201 5111 CERTIFIED SALARIES</u>	32,371	0	32,371	.00	.00	32,371.00	.0%

04/03/2018 08:55
165dreyn

AMITY REGIONAL SCH - LIVE DB
YEAR-TO-DATE BUDGET REPORT

P 12
glytddbud

FOR 2018 99

ACCOUNTS FOR: 1 General Fund	ORIGINAL APPROP	TRANFRS/ ADJSTMTS	REVISED BUDGET	YTD EXPENDED	ENC/REQ	AVAILABLE BUDGET	PCT USED
<u>02113201 5690 OTHER SUPPLIES</u>	800	0	800	713.38	.00	86.62	89.2%
TOTAL STUDENT ACTIVITIES	33,171	0	33,171	713.38	.00	32,457.62	2.2%
<u>3202 INTERSCHOLASTIC SPORTS</u>							
<u>02113202 5111 CERTIFIED SALARIES</u>	38,440	0	38,440	17,381.50	9,447.00	11,611.50	69.8%
<u>02113202 5330 OTHER PROFESSIONAL &</u>	5,586	0	5,586	5,237.28	.00	348.72	93.8%
<u>02113202 5420 REPAIRS, MAINTENANCE</u>	1,500	0	1,500	.00	.00	1,500.00	.0%
<u>02113202 5440 RENTALS-LAND, BLDG, EQ</u>	960	0	960	800.00	124.00	36.00	96.3%
<u>02113202 5510 PUPIL TRANSPORTATION</u>	14,000	0	14,000	8,677.15	5,322.85	.00	100.0%
<u>02113202 5590 OTHER PURCHASED SERV</u>	400	0	400	296.89	103.11	.00	100.0%
<u>02113202 5690 OTHER SUPPLIES</u>	10,800	0	10,800	4,028.78	.00	6,771.22	37.3%
<u>02113202 5810 DUES & FEES</u>	400	0	400	360.00	.00	40.00	90.0%
TOTAL INTERSCHOLASTIC SPORTS	72,086	0	72,086	36,781.60	14,996.96	20,307.44	71.8%
TOTAL AMITY MIDDLE SCHOOL - ORANGE	3,962,163	0	3,962,163	2,582,460.41	1,197,937.31	181,765.28	95.4%

04/03/2018 08:55
165dreyn

AMITY REGIONAL SCH - LIVE DB
YEAR-TO-DATE BUDGET REPORT

P 13
glytdbud

FOR 2018 99

ACCOUNTS FOR:	ORIGINAL APPROP	TRANFRS/ADJSTMTS	REVISED BUDGET	YTD EXPENDED	ENC/REQ	AVAILABLE BUDGET	PCT USED
1 General Fund							
<hr/>							
03 AMITY HIGH SCHOOL							
<hr/>							
1001 ART							
<hr/>							
03111001 5111 CERTIFIED SALARIES	382,714	0	382,714	245,455.36	137,258.64	.00	100.0%
03111001 5611 INSTRUCTIONAL SUPPLI	25,415	-3,323	22,092	11,081.45	11,009.30	1.25	100.0%
03111001 5641 TEXTBOOKS	0	2,484	2,484	2,483.74	.00	.26	100.0%
03111001 5730 EQUIPMENT - NEW	2,000	0	2,000	1,955.00	.00	45.00	97.8%
03111001 5731 EQUIPMENT - REPLACEM	0	1,139	1,139	1,139.00	.00	.00	100.0%
03111001 5810 DUES & FEES	500	-300	200	100.00	100.00	.00	100.0%
TOTAL ART	410,629	0	410,629	262,214.55	148,367.94	46.51	100.0%
<hr/>							
1003 BUSINESS EDUCATION							
<hr/>							
03111003 5111 CERTIFIED SALARIES	155,065	0	155,065	95,424.64	59,640.36	.00	100.0%
03111003 5581 TRAVEL - CONFERENCES	350	-350	0	.00	.00	.00	.0%
03111003 5611 INSTRUCTIONAL SUPPLI	1,380	155	1,535	763.55	.00	771.45	49.7%
03111003 5810 DUES & FEES	0	195	195	195.00	.00	.00	100.0%
TOTAL BUSINESS EDUCATION	156,795	0	156,795	96,383.19	59,640.36	771.45	99.5%
<hr/>							
1005 ENGLISH							
<hr/>							
03111005 5111 CERTIFIED SALARIES	1,150,137	0	1,150,137	738,085.60	413,157.52	-1,106.12	100.1%
03111005 5611 INSTRUCTIONAL SUPPLI	400	0	400	35.28	.00	364.72	8.8%
03111005 5641 TEXTBOOKS	7,115	0	7,115	5,532.81	500.20	1,081.99	84.8%
03111005 5690 OTHER SUPPLIES	252	0	252	.00	.00	252.00	.0%
03111005 5810 DUES & FEES	120	0	120	35.95	75.00	9.05	92.5%
TOTAL ENGLISH	1,158,024	0	1,158,024	743,689.64	413,732.72	601.64	99.9%
<hr/>							
1006 WORLD LANGUAGE							
<hr/>							
03111006 5111 CERTIFIED SALARIES	1,044,363	0	1,044,363	670,752.97	388,229.07	-14,619.04	101.4%

04/03/2018 08:55
165dreyn

AMITY REGIONAL SCH - LIVE DB
YEAR-TO-DATE BUDGET REPORT

P 14
glytddbud

FOR 2018 99

ACCOUNTS FOR: 1 General Fund	ORIGINAL APPROP	TRANFRS/ ADJSTMTS	REVISED BUDGET	YTD EXPENDED	ENC/REQ	AVAILABLE BUDGET	PCT USED
03111006 5611 INSTRUCTIONAL SUPPLI	18,866	-1,000	17,866	10,293.69	.00	7,572.31	57.6%
03111006 5641 TEXTBOOKS	8,000	1,000	9,000	8,622.73	90.00	287.27	96.8%
03111006 5810 DUES & FEES	650	0	650	.00	.00	650.00	.0%
TOTAL WORLD LANGUAGE	1,071,879	0	1,071,879	689,669.39	388,319.07	-6,109.46	100.6%
1007 FAM/CONS SCIENCE (MS-HEALTH)							
03111007 5111 CERTIFIED SALARIES	269,514	0	269,514	172,734.20	97,536.40	-756.60	100.3%
03111007 5611 INSTRUCTIONAL SUPPLI	23,558	0	23,558	15,569.12	5,775.55	2,213.33	90.6%
TOTAL FAM/CONS SCIENCE (MS-HEALTH)	293,072	0	293,072	188,303.32	103,311.95	1,456.73	99.5%
1008 CAREER & TECHNOLOGY EDUCATION							
03111008 5111 CERTIFIED SALARIES	450,722	0	450,722	290,777.12	159,944.08	.80	100.0%
03111008 5420 REPAIRS, MAINTENANCE	1,100	-755	345	345.00	.00	.00	100.0%
03111008 5611 INSTRUCTIONAL SUPPLI	23,436	755	24,191	15,449.47	3,150.68	5,590.85	76.9%
03111008 5690 OTHER SUPPLIES	1,400	0	1,400	912.58	487.42	.00	100.0%
TOTAL CAREER & TECHNOLOGY EDUCATION	476,658	0	476,658	307,484.17	163,582.18	5,591.65	98.8%
1009 MATHEMATICS							
03111009 5111 CERTIFIED SALARIES	1,204,423	0	1,204,423	798,206.40	420,141.43	-13,924.83	101.2%
03111009 5611 INSTRUCTIONAL SUPPLI	10,830	0	10,830	2,348.67	.00	8,481.33	21.7%
03111009 5641 TEXTBOOKS	21,048	-1,020	20,028	15,272.56	4,325.23	430.21	97.9%
03111009 5810 DUES & FEES	275	0	275	124.00	.00	151.00	45.1%
TOTAL MATHEMATICS	1,236,576	-1,020	1,235,556	815,951.63	424,466.66	-4,862.29	100.4%
1010 MUSIC							
03111010 5111 CERTIFIED SALARIES	217,587	0	217,587	125,307.21	78,317.34	13,962.45	93.6%
03111010 5330 OTHER PROFESSIONAL &	3,495	0	3,495	.00	1,794.00	1,701.00	51.3%
03111010 5420 REPAIRS, MAINTENANCE	4,700	-1,300	3,400	2,034.15	.00	1,365.85	59.8%

04/03/2018 08:55
165dreyn

AMITY REGIONAL SCH - LIVE DB
YEAR-TO-DATE BUDGET REPORT

P 15
glytbdud

FOR 2018 99

ACCOUNTS FOR: 1 General Fund	ORIGINAL APPROP	TRANFRS/ ADJSTMTS	REVISED BUDGET	YTD EXPENDED	ENC/REQ	AVAILABLE BUDGET	PCT USED
<u>03111010 5611 INSTRUCTIONAL SUPPLI</u>	9,270	1,300	10,570	4,364.38	4,070.52	2,135.10	79.8%
<u>03111010 5810 DUES & FEES</u>	1,115	0	1,115	730.00	.00	385.00	65.5%
TOTAL MUSIC	236,167	0	236,167	132,435.74	84,181.86	19,549.40	91.7%
<u>1011 PHYSICAL EDUCATION</u>							
<u>03111011 5111 CERTIFIED SALARIES</u>	565,955	0	565,955	313,874.08	169,978.63	82,102.29	85.5%
<u>03111011 5330 OTHER PROFESSIONAL &</u>	2,500	0	2,500	84.60	.00	2,415.40	3.4%
<u>03111011 5611 INSTRUCTIONAL SUPPLI</u>	6,498	0	6,498	4,377.63	1,819.59	300.78	95.4%
TOTAL PHYSICAL EDUCATION	574,953	0	574,953	318,336.31	171,798.22	84,818.47	85.2%
<u>1013 SCIENCE</u>							
<u>03111013 5111 CERTIFIED SALARIES</u>	1,611,900	0	1,611,900	1,025,660.97	577,680.01	8,559.02	99.5%
<u>03111013 5330 OTHER PROFESSIONAL &</u>	3,200	0	3,200	1,955.13	.00	1,244.87	61.1%
<u>03111013 5420 REPAIRS, MAINTENANCE</u>	1,000	0	1,000	.00	.00	1,000.00	.0%
<u>03111013 5581 TRAVEL - CONFERENCES</u>	700	0	700	680.00	.00	20.00	97.1%
<u>03111013 5611 INSTRUCTIONAL SUPPLI</u>	59,490	0	59,490	24,638.29	5,981.25	28,870.46	51.5%
<u>03111013 5641 TEXTBOOKS</u>	19,500	0	19,500	10,840.45	4,375.82	4,283.73	78.0%
<u>03111013 5810 DUES & FEES</u>	6,050	0	6,050	4,929.00	.00	1,121.00	81.5%
TOTAL SCIENCE	1,701,840	0	1,701,840	1,068,703.84	588,037.08	45,099.08	97.3%
<u>1014 SOCIAL STUDIES</u>							
<u>03111014 5111 CERTIFIED SALARIES</u>	1,273,618	0	1,273,618	810,307.61	462,817.39	493.00	100.0%
<u>03111014 5611 INSTRUCTIONAL SUPPLI</u>	966	0	966	197.80	.00	768.20	20.5%
<u>03111014 5641 TEXTBOOKS</u>	8,700	0	8,700	8,257.40	.00	442.60	94.9%
<u>03111014 5690 OTHER SUPPLIES</u>	800	0	800	426.98	.00	373.02	53.4%
<u>03111014 5810 DUES & FEES</u>	410	0	410	.00	20.00	390.00	4.9%
TOTAL SOCIAL STUDIES	1,284,494	0	1,284,494	819,189.79	462,837.39	2,466.82	99.8%
<u>1015 STEM INITIATIVES</u>							
<u>03111015 5581 TRAVEL - CONFERENCES</u>	350	0	350	.00	.00	350.00	.0%

04/03/2018 08:55
165dreyn

AMITY REGIONAL SCH - LIVE DB
YEAR-TO-DATE BUDGET REPORT

P 16
glytdbud

FOR 2018 99

ACCOUNTS FOR: 1 General Fund	ORIGINAL APPROP	TRANFRS/ ADJSTMTS	REVISED BUDGET	YTD EXPENDED	ENC/REQ	AVAILABLE BUDGET	PCT USED
<u>03111015 5611 INSTRUCTIONAL SUPPLI</u>	4,861	0	4,861	808.96	.00	4,052.04	16.6%
<u>03111015 5810 DUES & FEES</u>	1,170	0	1,170	500.00	.00	670.00	42.7%
TOTAL STEM INITIATIVES	6,381	0	6,381	1,308.96	.00	5,072.04	20.5%
1016 READING							
<u>03111016 5111 CERTIFIED SALARIES</u>	300,135	0	300,135	182,096.22	99,242.12	18,796.66	93.7%
<u>03111016 5611 INSTRUCTIONAL SUPPLI</u>	5,600	0	5,600	1,794.54	.00	3,805.46	32.0%
<u>03111016 5690 OTHER SUPPLIES</u>	700	0	700	189.23	.00	510.77	27.0%
<u>03111016 5810 DUES & FEES</u>	1,000	0	1,000	657.00	.00	343.00	65.7%
TOTAL READING	307,435	0	307,435	184,736.99	99,242.12	23,455.89	92.4%
1017 THEATER							
<u>03111017 5111 CERTIFIED SALARIES</u>	167,250	0	167,250	102,922.69	64,326.74	.57	100.0%
<u>03111017 5330 OTHER PROFESSIONAL &</u>	357	0	357	.00	.00	357.00	.0%
<u>03111017 5611 INSTRUCTIONAL SUPPLI</u>	1,000	0	1,000	59.96	939.64	.40	100.0%
TOTAL THEATER	168,607	0	168,607	102,982.65	65,266.38	357.97	99.8%
1018 ENGLISH LANGUAGE LEARNERS							
<u>03111018 5611 INSTRUCTIONAL SUPPLI</u>	600	0	600	582.71	.00	17.29	97.1%
TOTAL ENGLISH LANGUAGE LEARNERS	600	0	600	582.71	.00	17.29	97.1%
1027 COVERAGE							
<u>03111027 5111 CERTIFIED SALARIES</u>	53,645	0	53,645	23,805.42	.00	29,839.58	44.4%
TOTAL COVERAGE	53,645	0	53,645	23,805.42	.00	29,839.58	44.4%
2120 COUNSELING SERVICES							
<u>03132120 5111 CERTIFIED SALARIES</u>	939,566	0	939,566	597,006.86	350,265.73	-7,706.59	100.8%

04/03/2018 08:55
165dreyn

AMITY REGIONAL SCH - LIVE DB
YEAR-TO-DATE BUDGET REPORT

P 17
glytdbud

FOR 2018 99

ACCOUNTS FOR: 1 General Fund	ORIGINAL APPROP	TRANFRS/ ADJSTMTS	REVISED BUDGET	YTD EXPENDED	ENC/REQ	AVAILABLE BUDGET	PCT USED
<u>03132120 5112 CLASSIFIED SALARIES</u>	141,383	0	141,383	93,723.36	39,027.84	8,631.80	93.9%
<u>03132120 5330 OTHER PROFESSIONAL &</u>	1,610	-961	649	649.00	.00	.00	100.0%
<u>03132120 5581 TRAVEL - CONFERENCES</u>	1,500	0	1,500	489.93	.00	1,010.07	32.7%
<u>03132120 5590 OTHER PURCHASED SERV</u>	13,000	0	13,000	10,994.94	179.80	1,825.26	86.0%
<u>03132120 5611 INSTRUCTIONAL SUPPLI</u>	3,770	961	4,731	3,237.83	469.57	1,023.60	78.4%
TOTAL COUNSELING SERVICES	1,100,829	0	1,100,829	706,101.92	389,942.94	4,784.14	99.6%
<hr/> 2130 MEDICAL SERVICES							
<u>03132130 5112 CLASSIFIED SALARIES</u>	159,093	0	159,093	110,494.09	50,023.50	-1,424.59	100.9%
<u>03132130 5690 OTHER SUPPLIES</u>	1,902	0	1,902	920.41	748.95	232.64	87.8%
<u>03132130 5810 DUES & FEES</u>	200	0	200	141.00	.00	59.00	70.5%
TOTAL MEDICAL SERVICES	161,195	0	161,195	111,555.50	50,772.45	-1,132.95	100.7%
<hr/> 2219 GENERAL INSTRUCTION							
<u>03142219 5611 INSTRUCTIONAL SUPPLI</u>	31,050	0	31,050	16,104.35	2,701.43	12,244.22	60.6%
TOTAL GENERAL INSTRUCTION	31,050	0	31,050	16,104.35	2,701.43	12,244.22	60.6%
<hr/> 2220 MEDIA CENTER							
<u>03132220 5111 CERTIFIED SALARIES</u>	148,843	0	148,843	105,529.76	65,956.24	-22,643.00	115.2%
<u>03132220 5112 CLASSIFIED SALARIES</u>	47,887	0	47,887	33,727.68	13,782.72	376.60	99.2%
<u>03132220 5611 INSTRUCTIONAL SUPPLI</u>	1,200	0	1,200	1,130.50	12.48	57.02	95.2%
<u>03132220 5642 LIBRARY BOOKS & PERI</u>	9,000	0	9,000	8,582.46	375.55	41.99	99.5%
<u>03132220 5690 OTHER SUPPLIES</u>	14,000	251	14,251	14,251.00	.00	.00	100.0%
<u>03132220 5810 DUES & FEES</u>	1,250	-251	999	998.32	.00	.68	99.9%
TOTAL MEDIA CENTER	222,180	0	222,180	164,219.72	80,126.99	-22,166.71	110.0%
<hr/> 2400 PRINCIPAL SERVICES							
<u>03132400 5111 CERTIFIED SALARIES</u>	1,130,559	0	1,130,559	755,252.42	336,297.73	39,008.85	96.5%

04/03/2018 08:55
165dreyn

AMITY REGIONAL SCH - LIVE DB
YEAR-TO-DATE BUDGET REPORT

P 18
glytdbud

FOR 2018 99

ACCOUNTS FOR: 1 General Fund	ORIGINAL APPROP	TRANFRS/ ADJSTMTS	REVISED BUDGET	YTD EXPENDED	ENC/REQ	AVAILABLE BUDGET	PCT USED
<u>03132400 5112 CLASSIFIED SALARIES</u>	438,745	0	438,745	285,450.95	116,975.66	36,318.39	91.7%
<u>03132400 5330 OTHER PROFESSIONAL &</u>	170,002	0	170,002	114,234.67	36,721.77	19,045.56	88.8%
<u>03132400 5420 REPAIRS, MAINTENANCE</u>	2,000	0	2,000	1,477.77	72.23	450.00	77.5%
<u>03132400 5440 RENTALS-LAND, BLDG, EQ</u>	4,500	0	4,500	808.00	.00	3,692.00	18.0%
<u>03132400 5550 COMMUNICATIONS: TEL,</u>	18,900	0	18,900	5,482.70	2,998.90	10,418.40	44.9%
<u>03132400 5580 STAFF TRAVEL</u>	6,000	0	6,000	2,223.49	95.00	3,681.51	38.6%
<u>03132400 5590 OTHER PURCHASED SERV</u>	1,600	0	1,600	556.51	.00	1,043.49	34.8%
<u>03132400 5611 INSTRUCTIONAL SUPPLI</u>	3,900	0	3,900	53.50	89.99	3,756.51	3.7%
<u>03132400 5641 TEXTS AND DIGITAL RE</u>	6,000	0	6,000	2,166.20	.00	3,833.80	36.1%
<u>03132400 5690 OTHER SUPPLIES</u>	500	0	500	400.20	.00	99.80	80.0%
<u>03132400 5810 DUES & FEES</u>	13,000	0	13,000	11,970.00	250.00	780.00	94.0%
TOTAL PRINCIPAL SERVICES	1,795,706	0	1,795,706	1,180,076.41	493,501.28	122,128.31	93.2%
<hr/> 2600 BUILDING OPERS & MAINT							
<u>03142600 5112 CLASSIFIED SALARIES</u>	584,592	0	584,592	445,494.94	166,155.00	-27,057.94	104.6%
<u>03142600 5330 OTHER PROFESSIONAL &</u>	0	19,800	19,800	19,290.00	510.00	.00	100.0%
<u>03142600 5410 UTILITIES, EXCLUDING</u>	473,111	-15,000	458,111	271,746.41	185,842.97	521.62	99.9%
<u>03142600 5420 REPAIRS, MAINTENANCE</u>	249,207	-354	248,853	189,213.49	38,306.80	21,332.71	91.4%
<u>03142600 5440 RENTALS-LAND, BLDG, EQ</u>	4,000	0	4,000	2,650.00	795.00	555.00	86.1%
<u>03142600 5613 MAINTENANCE/CUSTODIA</u>	114,605	296	114,901	54,839.66	16,541.55	43,519.79	62.1%
<u>03142600 5620 OIL USED FOR HEATING</u>	500	0	500	.00	500.00	.00	100.0%
<u>03142600 5621 NATURAL GAS</u>	28,968	15,000	43,968	42,198.96	.00	1,769.04	96.0%
<u>03142600 5715 IMPROVEMENTS TO BUIL</u>	55,500	42,168	97,668	83,534.03	.00	14,133.97	85.5%
<u>03142600 5720 IMPROVEMENTS TO SITE</u>	25,000	0	25,000	.00	4,160.00	20,840.00	16.6%
TOTAL BUILDING OPERS & MAINT	1,535,483	61,910	1,597,393	1,108,967.49	412,811.32	75,614.19	95.3%
<hr/> 2601 SUMMER WORK							
<u>03152601 5111 CERTIFIED SALARIES</u>	74,444	0	74,444	67,500.70	.00	6,943.30	90.7%
TOTAL SUMMER WORK	74,444	0	74,444	67,500.70	.00	6,943.30	90.7%
<hr/> 2700 TRANSPORTATION							
<u>03142700 5510 PUPIL TRANSPORTATION</u>	35,000	0	35,000	13,799.79	19,116.57	2,083.64	94.0%

04/03/2018 08:55
165dreyn

AMITY REGIONAL SCH - LIVE DB
YEAR-TO-DATE BUDGET REPORT

P 19
glytbdud

FOR 2018 99

ACCOUNTS FOR: 1 General Fund	ORIGINAL APPROP	TRANFRS/ ADJSTMTS	REVISED BUDGET	YTD EXPENDED	ENC/REQ	AVAILABLE BUDGET	PCT USED
TOTAL TRANSPORTATION	35,000	0	35,000	13,799.79	19,116.57	2,083.64	94.0%
<u>3201 STUDENT ACTIVITIES</u>							
<u>03113201 5111 CERTIFIED SALARIES</u>	130,951	0	130,951	15,070.00	750.00	115,131.00	12.1%
<u>03113201 5690 OTHER SUPPLIES</u>	4,530	0	4,530	.00	.00	4,530.00	.0%
TOTAL STUDENT ACTIVITIES	135,481	0	135,481	15,070.00	750.00	119,661.00	11.7%
<u>3202 INTERSCHOLASTIC SPORTS</u>							
<u>03113202 5111 CERTIFIED SALARIES</u>	370,954	0	370,954	253,852.25	125,508.00	-8,406.25	102.3%
<u>03113202 5330 OTHER PROFESSIONAL &</u>	190,275	0	190,275	132,521.96	33,605.79	24,147.25	87.3%
<u>03113202 5420 REPAIRS, MAINTENANCE</u>	36,886	-2,100	34,786	10,851.17	18,375.60	5,559.23	84.0%
<u>03113202 5440 RENTALS-LAND, BLDG, EQ</u>	82,464	0	82,464	34,884.57	41,130.43	6,449.00	92.2%
<u>03113202 5510 PUPIL TRANSPORTATION</u>	150,000	0	150,000	70,745.27	79,254.73	.00	100.0%
<u>03113202 5590 OTHER PURCHASED SERV</u>	6,785	0	6,785	3,619.07	1,257.78	1,908.15	71.9%
<u>03113202 5690 OTHER SUPPLIES</u>	97,332	-296	97,036	63,347.83	12,565.56	21,122.61	78.2%
<u>03113202 5731 EQUIPMENT - REPLACEM</u>	18,000	2,100	20,100	6,150.00	14,050.00	-100.00	100.5%
<u>03113202 5810 DUES & FEES</u>	30,000	0	30,000	21,140.38	5,229.00	3,630.62	87.9%
TOTAL INTERSCHOLASTIC SPORTS	982,696	-296	982,400	597,112.50	330,976.89	54,310.61	94.5%
TOTAL AMITY HIGH SCHOOL	15,211,819	60,594	15,272,413	9,736,286.68	4,953,483.80	582,642.52	96.2%

04/03/2018 08:55
165dreyn

AMITY REGIONAL SCH - LIVE DB
YEAR-TO-DATE BUDGET REPORT

P 20
glytdbud

FOR 2018 99

ACCOUNTS FOR: 1 General Fund	ORIGINAL APPROP	TRANFRS/ ADJSTMTS	REVISED BUDGET	YTD EXPENDED	ENC/REQ	AVAILABLE BUDGET	PCT USED
04 PUPIL SERVICES							
1200 RESOURCE PROGRAMS							
04121200 5111 CERTIFIED SALARIES	1,192,222	0	1,192,222	736,387.53	352,755.35	103,079.12	91.4%
04121200 5112 CLASSIFIED SALARIES	398,561	0	398,561	287,026.95	119,275.63	-7,741.58	101.9%
04121200 5330 OTHER PROFESSIONAL &	27,984	0	27,984	8,403.75	14,973.78	4,606.47	83.5%
04121200 5581 TRAVEL - CONFERENCES	2,000	0	2,000	.00	170.00	1,830.00	8.5%
04121200 5611 INSTRUCTIONAL SUPPLI	5,490	-144	5,346	2,810.58	636.25	1,899.17	64.5%
04121200 5690 OTHER SUPPLIES	910	138	1,048	874.57	155.71	17.72	98.3%
04121200 5810 DUES & FEES	150	0	150	135.00	.00	15.00	90.0%
TOTAL RESOURCE PROGRAMS	1,627,317	-6	1,627,311	1,035,638.38	487,966.72	103,705.90	93.6%
1201 ALTERNATIVE SCHOOL							
04121201 5111 CERTIFIED SALARIES	268,493	0	268,493	175,934.88	92,558.12	.00	100.0%
04121201 5611 INSTRUCTIONAL SUPPLI	900	0	900	831.64	.00	68.36	92.4%
04121201 5690 OTHER SUPPLIES	250	0	250	250.00	.00	.00	100.0%
TOTAL ALTERNATIVE SCHOOL	269,643	0	269,643	177,016.52	92,558.12	68.36	100.0%
1203 DPPS TRANSITION PROGRAM							
04121203 5111 CERTIFIED SALARIES	155,065	0	155,065	132,386.40	66,590.60	-43,912.00	128.3%
04121203 5330 OTHER PROFESSIONAL &	75,000	0	75,000	3,400.00	.00	71,600.00	4.5%
04121203 5611 INSTRUCTIONAL SUPPLI	1,100	0	1,100	711.69	.00	388.31	64.7%
04121203 5690 OTHER SUPPLIES	2,500	0	2,500	1,584.71	648.11	267.18	89.3%
04121203 5730 EQUIPMENT - NEW	3,000	0	3,000	.00	.00	3,000.00	.0%
TOTAL DPPS TRANSITION PROGRAM	236,665	0	236,665	138,082.80	67,238.71	31,343.49	86.8%
1204 HOMEBOUND							
04151204 5111 CERTIFIED SALARIES	37,000	0	37,000	17,118.40	.00	19,881.60	46.3%

04/03/2018 08:55
165dreyn

AMITY REGIONAL SCH - LIVE DB
YEAR-TO-DATE BUDGET REPORT

P 21
glytdbud

FOR 2018 99

ACCOUNTS FOR: 1 General Fund	ORIGINAL APPROP	TRANFRS/ ADJSTMTS	REVISED BUDGET	YTD EXPENDED	ENC/REQ	AVAILABLE BUDGET	PCT USED
TOTAL HOMEBOUND	37,000	0	37,000	17,118.40	.00	19,881.60	46.3%
<u>2120 COUNSELING SERVICES</u>							
04132120 5112 CLASSIFIED SALARIES	70,184	0	70,184	44,270.08	27,668.67	-1,754.75	102.5%
TOTAL COUNSELING SERVICES	70,184	0	70,184	44,270.08	27,668.67	-1,754.75	102.5%
<u>2130 MEDICAL SERVICES</u>							
04132130 5330 OTHER PROFESSIONAL &	94,950	0	94,950	64,198.44	21,125.56	9,626.00	89.9%
TOTAL MEDICAL SERVICES	94,950	0	94,950	64,198.44	21,125.56	9,626.00	89.9%
<u>2140 PSYCHOLOGICAL SERVICES</u>							
04132140 5111 CERTIFIED SALARIES	337,707	0	337,707	203,620.64	128,676.56	5,409.80	98.4%
04132140 5330 OTHER PROFESSIONAL &	28,125	0	28,125	5,770.00	3,237.50	19,117.50	32.0%
04132140 5611 INSTRUCTIONAL SUPPLI	500	0	500	490.32	.00	9.68	98.1%
04132140 5690 OTHER SUPPLIES	2,006	361	2,367	2,382.60	.00	-15.60	100.7%
04132140 5810 DUES & FEES	1,045	0	1,045	840.00	.00	205.00	80.4%
TOTAL PSYCHOLOGICAL SERVICES	369,383	361	369,744	213,103.56	131,914.06	24,726.38	93.3%
<u>2150 SPEECH & LANGUAGE</u>							
04122150 5111 CERTIFIED SALARIES	249,140	0	249,140	130,259.08	79,043.48	39,837.44	84.0%
04122150 5611 INSTRUCTIONAL SUPPLI	654	6	660	659.62	.00	.38	99.9%
04122150 5690 OTHER SUPPLIES	325	0	325	317.99	.00	7.01	97.8%
TOTAL SPEECH & LANGUAGE	250,119	6	250,125	131,236.69	79,043.48	39,844.83	84.1%
<u>2151 HEARING IMPAIRED</u>							
04122151 5330 OTHER PROFESSIONAL &	50,000	13,500	63,500	57,746.50	1,040.00	4,713.50	92.6%

04/03/2018 08:55
165dreyn

AMITY REGIONAL SCH - LIVE DB
YEAR-TO-DATE BUDGET REPORT

P 22
glytdbud

FOR 2018 99

ACCOUNTS FOR: 1 General Fund	ORIGINAL APPROP	TRANFRS/ ADJSTMTS	REVISED BUDGET	YTD EXPENDED	ENC/REQ	AVAILABLE BUDGET	PCT USED
<u>04122151 5420 REPAIRS, MAINTENANCE</u>	750	0	750	.00	.00	750.00	.0%
<u>04122151 5690 OTHER SUPPLIES</u>	3,000	0	3,000	1,518.23	141.77	1,340.00	55.3%
TOTAL HEARING IMPAIRED	53,750	13,500	67,250	59,264.73	1,181.77	6,803.50	89.9%
<hr/> 2190 PUPIL PERSONNEL							
<u>04132190 5111 CERTIFIED SALARIES</u>	150,322	0	150,322	111,831.09	41,200.91	-2,710.00	101.8%
<u>04132190 5112 CLASSIFIED SALARIES</u>	63,340	0	63,340	44,611.78	18,230.46	497.76	99.2%
<u>04132190 5330 OTHER PROFESSIONAL &</u>	70,000	0	70,000	36,225.00	19,955.00	13,820.00	80.3%
<u>04132190 5580 STAFF TRAVEL</u>	3,000	0	3,000	1,004.87	.00	1,995.13	33.5%
<u>04132190 5581 TRAVEL - CONFERENCES</u>	750	0	750	450.00	300.00	.00	100.0%
<u>04132190 5590 OTHER PURCHASED SERV</u>	12,550	-275	12,275	12,044.75	.00	230.25	98.1%
<u>04132190 5810 DUES & FEES</u>	650	0	650	508.00	.00	142.00	78.2%
TOTAL PUPIL PERSONNEL	300,612	-275	300,337	206,675.49	79,686.37	13,975.14	95.3%
<hr/> 6110 DPPS SPEC ED PUBLIC OUT							
<u>04126110 5510 PUPIL TRANSPORTATION</u>	209,475	0	209,475	140,977.60	56,313.40	12,184.00	94.2%
<u>04126110 5560 TUITION EXPENSE</u>	597,193	38,800	635,993	525,003.50	110,690.50	299.00	100.0%
TOTAL DPPS SPEC ED PUBLIC OUT	806,668	38,800	845,468	665,981.10	167,003.90	12,483.00	98.5%
<hr/> 6111 DPPS REG ED VOAG/VOTECH OUT							
<u>04126111 5560 TUITION EXPENSE</u>	117,330	15,085	132,415	132,411.75	.00	3.25	100.0%
TOTAL DPPS REG ED VOAG/VOTECH OUT	117,330	15,085	132,415	132,411.75	.00	3.25	100.0%
<hr/> 6116 SPEC ED PUBLIC IN-DISTRICT							
<u>04126116 5510 PUPIL TRANSPORTATION</u>	299,050	0	299,050	194,706.35	57,939.82	46,403.83	84.5%
TOTAL SPEC ED PUBLIC IN-DISTRICT	299,050	0	299,050	194,706.35	57,939.82	46,403.83	84.5%
<hr/> 6117 DPPS REG ED PUBLIC OUT							
<u>04126117 5560 TUITION EXPENSE</u>	100,800	-11,500	89,300	89,300.00	.00	.00	100.0%

04/03/2018 08:55
165dreyn

AMITY REGIONAL SCH - LIVE DB
YEAR-TO-DATE BUDGET REPORT

P 23
glytdbud

FOR 2018 99

ACCOUNTS FOR: 1 General Fund	ORIGINAL APPROP	TRANFRS/ ADJSTMTS	REVISED BUDGET	YTD EXPENDED	ENC/REQ	AVAILABLE BUDGET	PCT USED
TOTAL DPPS REG ED PUBLIC OUT	100,800	-11,500	89,300	89,300.00	.00	.00	100.0%
<hr/>							
6130 DPPS SPEC ED-PRIVATE OUT							
<u>04126130 5510 PUPIL TRANSPORTATION</u>	558,245	0	558,245	211,923.95	114,809.75	231,511.30	58.5%
<u>04126130 5560 TUITION EXPENSE</u>	2,671,186	-55,971	2,615,215	1,284,543.26	739,608.04	591,063.70	77.4%
TOTAL DPPS SPEC ED-PRIVATE OUT	3,229,431	-55,971	3,173,460	1,496,467.21	854,417.79	822,575.00	74.1%
TOTAL PUPIL SERVICES	7,862,902	0	7,862,902	4,665,471.50	2,067,744.97	1,129,685.53	85.6%

04/03/2018 08:55
165dreyn

AMITY REGIONAL SCH - LIVE DB
YEAR-TO-DATE BUDGET REPORT

P 24
glytbdud

FOR 2018 99

ACCOUNTS FOR: 1 General Fund	ORIGINAL APPROP	TRANFRS/ ADJSTMTS	REVISED BUDGET	YTD EXPENDED	ENC/REQ	AVAILABLE BUDGET	PCT USED
05 CENTRAL ADMINISTRATION							
0000 Empty Segment							
05150000 5112 CLASSIFIED SALARIES	60,931	0	60,931	.00	.00	60,931.00	.0%
05150000 5850 CONTINGENCY	150,000	0	150,000	.00	.00	150,000.00	.0%
05150000 5860 OPEB Trust	105,537	0	105,537	.00	105,537.00	.00	100.0%
TOTAL Empty Segment	316,468	0	316,468	.00	105,537.00	210,931.00	33.3%
1026 SUBSTITUTES							
05151026 5111 CERTIFIED SALARIES	304,879	0	304,879	248,133.35	77,559.39	-20,813.74	106.8%
05151026 5112 CLASSIFIED SALARIES	56,650	0	56,650	17,687.26	.00	38,962.74	31.2%
TOTAL SUBSTITUTES	361,529	0	361,529	265,820.61	77,559.39	18,149.00	95.0%
2212 INSTRUCTIONAL PROGRAM IMP							
05132212 5111 CERTIFIED SALARIES	199,000	0	199,000	157,693.79	40,613.95	692.26	99.7%
05132212 5112 CLASSIFIED SALARIES	53,140	0	53,140	37,257.76	15,294.60	587.64	98.9%
05132212 5322 INSTRUCTIONAL PROG I	6,000	5,000	11,000	4,704.60	610.16	5,685.24	48.3%
05132212 5550 COMMUNICATIONS: TEL,	50	0	50	.00	.00	50.00	.0%
05132212 5580 STAFF TRAVEL	800	0	800	191.60	.00	608.40	24.0%
05132212 5581 TRAVEL - CONFERENCES	11,800	0	11,800	6,023.41	185.00	5,591.59	52.6%
05132212 5590 OTHER PURCHASED SERV	2,500	0	2,500	2,500.00	.00	.00	100.0%
05132212 5611 INSTRUCTIONAL SUPPLI	28,400	-5,000	23,400	21,285.00	438.99	1,676.01	92.8%
05132212 5810 DUES & FEES	252	0	252	.00	79.00	173.00	31.3%
TOTAL INSTRUCTIONAL PROGRAM IMP	301,942	0	301,942	229,656.16	57,221.70	15,064.14	95.0%
2213 STAFF DEVELOPMENT							
05132213 5111 CERTIFIED SALARIES	31,183	0	31,183	15,600.00	14,384.00	1,199.00	96.2%
05132213 5322 INSTRUCTIONAL PROG I	9,500	0	9,500	6,646.00	2,853.80	.20	100.0%

04/03/2018 08:55
165dreyn

AMITY REGIONAL SCH - LIVE DB
YEAR-TO-DATE BUDGET REPORT

P 25
glytddbud

FOR 2018 99

ACCOUNTS FOR: 1 General Fund	ORIGINAL APPROP	TRANFRS/ ADJSTMTS	REVISED BUDGET	YTD EXPENDED	ENC/REQ	AVAILABLE BUDGET	PCT USED
05132213 5580 STAFF TRAVEL	300	0	300	299.27	.00	.73	99.8%
05132213 5581 TRAVEL - CONFERENCES	4,300	0	4,300	4,024.59	220.00	55.41	98.7%
05132213 5590 OTHER PURCHASED SERV	7,718	0	7,718	7,120.40	597.60	.00	100.0%
05132213 5611 INSTRUCTIONAL SUPPLI	1,500	0	1,500	578.60	29.90	891.50	40.6%
05132213 5690 OTHER SUPPLIES	3,336	0	3,336	1,025.72	2,067.38	242.90	92.7%
05132213 5810 DUES & FEES	350	0	350	314.00	.00	36.00	89.7%
TOTAL STAFF DEVELOPMENT	58,187	0	58,187	35,608.58	20,152.68	2,425.74	95.8%
2310 BOARD OF EDUCATION							
05142310 5330 OTHER PROFESSIONAL &	286,467	0	286,467	210,689.13	62,704.55	13,073.32	95.4%
05142310 5590 OTHER PURCHASED SERV	10,000	0	10,000	3,627.80	2,261.40	4,110.80	58.9%
05142310 5690 OTHER SUPPLIES	4,000	0	4,000	2,562.41	167.24	1,270.35	68.2%
05142310 5810 DUES & FEES	25,000	0	25,000	21,876.00	400.00	2,724.00	89.1%
TOTAL BOARD OF EDUCATION	325,467	0	325,467	238,755.34	65,533.19	21,178.47	93.5%
2320 ADMINISTRATIVE-GENERAL							
05142320 5111 CERTIFIED SALARIES	216,760	0	216,760	158,295.47	51,319.53	7,145.00	96.7%
05142320 5112 CLASSIFIED SALARIES	128,887	0	128,887	94,662.33	35,301.91	-1,077.24	100.8%
05142320 5550 COMMUNICATIONS: TEL,	92,802	0	92,802	63,820.24	19,582.45	9,399.31	89.9%
05142320 5580 STAFF TRAVEL	7,000	0	7,000	3,621.46	242.85	3,135.69	55.2%
05142320 5581 TRAVEL - CONFERENCES	500	0	500	2,237.60	.00	-1,737.60	447.5%
05142320 5590 OTHER PURCHASED SERV	20,000	0	20,000	14,057.16	2,965.16	2,977.68	85.1%
05142320 5690 OTHER SUPPLIES	15,000	0	15,000	3,577.53	61.01	11,361.46	24.3%
05142320 5810 DUES & FEES	4,000	0	4,000	2,579.00	.00	1,421.00	64.5%
TOTAL ADMINISTRATIVE-GENERAL	484,949	0	484,949	342,850.79	109,472.91	32,625.30	93.3%
2350 TECHNOLOGY DEPARTMENT							
05142350 5111 CERTIFIED SALARIES	102,043	0	102,043	67,485.35	30,972.68	3,584.97	96.5%
05142350 5112 CLASSIFIED SALARIES	417,340	0	417,340	313,868.11	117,444.34	-13,972.45	103.3%
05142350 5330 OTHER PROFESSIONAL &	3,000	0	3,000	.00	.00	3,000.00	.0%
05142350 5420 REPAIRS, MAINTENANCE	7,500	0	7,500	5,174.95	23.04	2,302.01	69.3%
05142350 5550 COMMUNICATIONS: TEL,	54,800	0	54,800	13,680.00	13,680.00	27,440.00	49.9%

04/03/2018 08:55
165dreyn

AMITY REGIONAL SCH - LIVE DB
YEAR-TO-DATE BUDGET REPORT

P 26
glytddbud

FOR 2018 99

ACCOUNTS FOR: 1 General Fund	ORIGINAL APPROP	TRANFRS/ ADJSTMTS	REVISED BUDGET	YTD EXPENDED	ENC/REQ	AVAILABLE BUDGET	PCT USED
<u>05142350 5580 STAFF TRAVEL</u>	1,200	0	1,200	1,214.29	.00	-14.29	101.2%
<u>05142350 5581 TRAVEL - CONFERENCES</u>	7,275	0	7,275	1,154.00	726.50	5,394.50	25.8%
<u>05142350 5590 OTHER PURCHASED SERV</u>	100	0	100	82.88	.00	17.12	82.9%
<u>05142350 5690 OTHER SUPPLIES</u>	336,050	1,020	337,070	252,436.54	47,524.21	37,109.25	89.0%
<u>05142350 5730 EQUIPMENT - NEW</u>	47,200	0	47,200	36,747.60	.00	10,452.40	77.9%
<u>05142350 5731 EQUIPMENT - REPLACEM</u>	224,803	0	224,803	175,892.98	.00	48,910.02	78.2%
TOTAL TECHNOLOGY DEPARTMENT	1,201,311	1,020	1,202,331	867,736.70	210,370.77	124,223.53	89.7%
2510 ADMINISTRATION-FISCAL							
<u>05142510 5112 CLASSIFIED SALARIES</u>	472,836	0	472,836	350,244.09	131,856.09	-9,264.18	102.0%
<u>05142510 5327 DATA PROCESSING</u>	94,178	0	94,178	80,542.11	.00	13,635.89	85.5%
<u>05142510 5330 OTHER PROFESSIONAL &</u>	190,938	0	190,938	121,860.87	43,219.96	25,857.17	86.5%
<u>05142510 5521 GENERAL LIABILITY IN</u>	234,767	0	234,767	233,068.66	.00	1,698.34	99.3%
<u>05142510 5690 OTHER SUPPLIES</u>	5,000	0	5,000	.00	.00	5,000.00	.0%
TOTAL ADMINISTRATION-FISCAL	997,719	0	997,719	785,715.73	175,076.05	36,927.22	96.3%
2512 EMPLOYEE BENEFITS							
<u>05152512 5112 CLASSIFIED SALARIES</u>	106,800	0	106,800	61,112.50	.00	45,687.50	57.2%
<u>05152512 5200 MEDICARE-ER</u>	353,376	0	353,376	223,585.26	.00	129,790.74	63.3%
<u>05152512 5210 FICA-ER</u>	277,127	0	277,127	191,930.56	.00	85,196.44	69.3%
<u>05152512 5220 WORKER'S COMPENSATIO</u>	251,584	0	251,584	227,763.00	.00	23,821.00	90.5%
<u>05152512 5255 MEDICAL & DENTAL INS</u>	4,369,049	0	4,369,049	1,699,420.20	745.82	2,668,882.98	38.9%
<u>05152512 5260 LIFE INSURANCE</u>	44,211	0	44,211	35,349.40	7,436.03	1,425.57	96.8%
<u>05152512 5275 DISABILITY INSURANCE</u>	9,373	0	9,373	8,029.30	1,685.27	-341.57	103.6%
<u>05152512 5280 PENSION PLAN - CLASS</u>	886,831	0	886,831	886,831.00	.00	.00	100.0%
<u>05152512 5281 Define Contribution</u>	54,384	0	54,384	41,914.05	.00	12,469.95	77.1%
<u>05152512 5282 RETIREMENT SICK LEAV</u>	19,936	0	19,936	49,906.47	4,646.10	-34,616.57	273.6%
<u>05152512 5283 RETIREMENT SICK LEAV</u>	1,587	0	1,587	.00	.00	1,587.00	.0%
<u>05152512 5284 SEVERANCE PAY-CERTIF</u>	25,477	0	25,477	46,147.50	5,134.50	-25,805.00	201.3%
<u>05152512 5290 UNEMPLOYMENT COMPENS</u>	17,900	0	17,900	7,962.08	9,937.92	.00	100.0%
<u>05152512 5291 Clothing Allowance</u>	2,000	0	2,000	1,363.94	.00	636.06	68.2%
TOTAL EMPLOYEE BENEFITS	6,419,635	0	6,419,635	3,481,315.26	29,585.64	2,908,734.10	54.7%
2600 BUILDING OPERS & MAINT							
<u>05142600 5112 CLASSIFIED SALARIES</u>	340,452	0	340,452	177,430.43	67,834.46	95,187.11	72.0%

04/03/2018 08:55
165dreyn

AMITY REGIONAL SCH - LIVE DB
YEAR-TO-DATE BUDGET REPORT

P 27
glytddbud

FOR 2018 99

ACCOUNTS FOR: 1 General Fund	ORIGINAL APPROP	TRANFRS/ ADJSTMTS	REVISED BUDGET	YTD EXPENDED	ENC/REQ	AVAILABLE BUDGET	PCT USED
<u>05142600 5330 OTHER PROFESSIONAL &</u>	21,000	0	21,000	6,587.50	7,137.50	7,275.00	65.4%
<u>05142600 5420 REPAIRS, MAINTENANCE</u>	221,400	0	221,400	145,332.98	73,867.02	2,200.00	99.0%
<u>05142600 5580 STAFF TRAVEL</u>	3,000	0	3,000	2,511.22	.00	488.78	83.7%
<u>05142600 5690 OTHER SUPPLIES</u>	7,070	354	7,424	7,423.49	.00	.51	100.0%
<u>05142600 5715 IMPROVEMENTS TO BUIL</u>	104,500	-61,968	42,532	.00	.00	42,532.00	.0%
<u>05142600 5720 IMPROVEMENTS TO SITE</u>	16,000	0	16,000	.00	.00	16,000.00	.0%
<u>05142600 5810 DUES & FEES</u>	350	0	350	300.00	.00	50.00	85.7%
TOTAL BUILDING OPERS & MAINT	713,772	-61,614	652,158	339,585.62	148,838.98	163,733.40	74.9%
<hr/>							
2660 SECURITY							
<u>05142660 5330 OTHER PROFESSIONAL &</u>	3,000	0	3,000	2,250.00	.00	750.00	75.0%
<u>05142660 5730 EQUIPMENT - NEW</u>	20,000	0	20,000	9,332.00	.00	10,668.00	46.7%
<u>05142660 5731 EQUIPMENT - REPLACEM</u>	5,000	0	5,000	3,240.00	.00	1,760.00	64.8%
TOTAL SECURITY	28,000	0	28,000	14,822.00	.00	13,178.00	52.9%
<hr/>							
2700 TRANSPORTATION							
<u>05142700 5510 PUPIL TRANSPORTATION</u>	1,346,556	0	1,346,556	900,421.90	385,895.10	60,239.00	95.5%
<u>05142700 5512 VO-AG/VO-TECH REG ED</u>	239,980	-77	239,903	138,717.09	80,926.75	20,259.16	91.6%
<u>05142700 5513 IN DISTRICT PRIVATE</u>	18,100	0	18,100	4,125.80	1,768.20	12,206.00	32.6%
<u>05142700 5514 IN DISTRICT PUBLIC R</u>	10,500	0	10,500	.00	.00	10,500.00	.0%
<u>05142700 5515 OUT DISTRICT - PUBLI</u>	25,915	77	25,992	18,772.00	7,220.00	.00	100.0%
<u>05142700 5627 TRANSPORTATION SUPPL</u>	117,341	0	117,341	79,531.66	40,393.65	-2,584.31	102.2%
TOTAL TRANSPORTATION	1,758,392	0	1,758,392	1,141,568.45	516,203.70	100,619.85	94.3%
<hr/>							
4000 DEBT SERVICES							
<u>05154000 5830 INTEREST</u>	821,650	0	821,650	821,649.02	.00	.98	100.0%
<u>05154000 5910 REDEMPTION OF PRINCI</u>	3,585,000	0	3,585,000	3,585,000.00	.00	.00	100.0%
TOTAL DEBT SERVICES	4,406,650	0	4,406,650	4,406,649.02	.00	.98	100.0%
TOTAL CENTRAL ADMINISTRATION	17,374,021	-60,594	17,313,427	12,150,084.26	1,515,552.01	3,647,790.73	78.9%
TOTAL General Fund	48,439,163	0	48,439,163	31,703,789.57	11,000,412.30	5,734,961.13	88.2%
TOTAL EXPENSES	48,439,163	0	48,439,163	31,703,789.57	11,000,412.30	5,734,961.13	

04/03/2018 08:55
165dreyn

AMITY REGIONAL SCH - LIVE DB
YEAR-TO-DATE BUDGET REPORT

P 28
glytddbud

FOR 2018 99

	ORIGINAL APPROP	TRANFRS/ ADJSTMTS	REVISED BUDGET	YTD EXPENDED	ENC/REQ	AVAILABLE BUDGET	PCT USED
GRAND TOTAL	48,439,163	0	48,439,163	31,703,789.57	11,000,412.30	5,734,961.13	88.2%

** END OF REPORT - Generated by Debra Reynolds **

Amity Regional School District No. 5 - Budget Transfers 2017-2018

<u>MONTH/YR</u>	<u>JNL#</u>	<u>ACCOUNT NUMBER & DESCRIPTION</u>			<u>AMOUNT</u>	<u>DESCRIPTION</u>
August 2017	137	03111001	5611	INSTRUCTIONAL SUPPLIES	\$ -2,483.74	REVISED AP ART NEEDS NEW TXTBK
August 2017	137	03111001	5641	TEXTBOOKS	\$ 2,483.74	REVISED AP ART NEEDS NEW TXTBK
September 2017	3	03113202	5420	REPAIRS,MAINTENANCE & CLEANING	\$ -2,100.00	Steel Volleyball Upright
September 2017	3	03113202	5731	EQUIPMENT - REPLACEMENT	\$ 2,100.00	Steel Volleyball Upright
September 2017	94	05142700	5512	VO-AG/VO-TECH REG ED	\$ -77.00	TRANSPORTATION ECA
September 2017	94	05142700	5515	OUT DISTRICT - PUBLIC REG ED	\$ 77.00	TRANSPORTATION ECA
September 2017	109	03111009	5641	TEXTBOOKS	\$ -1,020.00	COMPUTER COST INCREASE-CDW
September 2017	109	05142350	5690	OTHER SUPPLIES	\$ 1,020.00	COMPUTER COST INCREASE-CDW
September 2017	121	04132190	5590	OTHER PURCHASED SERVICES	\$ -275.00	TESTING MATERIALS
September 2017	121	04132140	5690	OTHER SUPPLIES	\$ 275.00	TESTING MATERIALS
September 2017	304	03113202	5690	OTHER SUPPLIES	\$ -296.00	wires for field speakers
September 2017	304	03142600	5613	MAINTENANCE/CUSTODIAL SUPPLIES	\$ 296.00	wires for field speakers
October 2017	41	03142600	5420	REPAIRS,MAINTENANCE & CLEANING	\$ -354.00	SCHOOLDUDE
October 2017	41	05142600	5690	OTHER SUPPLIES	\$ 354.00	SCHOOLDUDE
October 2017	228	04121200	5611	INSTRUCTIONAL SUPPLIES	\$ -138.00	CHROME APPS
October 2017	228	04121200	5690	OTHER SUPPLIES	\$ 138.00	CHROME APPS
November 2017	271	03111003	5581	TRAVEL - CONFERENCES	\$ -195.00	FBLA dues Required by perkins
November 2017	271	03111003	5810	DUES & FEES	\$ 195.00	FBLA Dues Required by perkins
November 2017	51	03132220	5810	DUES & FEES	\$ -251.00	Replacement Chairs
November 2017	51	03132220	5690	OTHER SUPPLIES	\$ 251.00	Replacement Chairs
November 2017	52	04122150	5611	INSTRUCTIONAL SUPPLIES	\$ 6.00	Shipping Costs
November 2017	52	04121200	5611	INSTRUCTIONAL SUPPLIES	\$ -6.00	Shipping Costs
November 2017	96	03111001	5611	INSTRUCTIONAL SUPPLIES	\$ -1,200.00	REPLACE POTTERY WHEEL
November 2017	96	03111001	5731	EQUIPMENT - REPLACEMENT	\$ 1,200.00	REPLACE POTTERY WHEEL
December 2017	100	02132400	5330	OTHER PROFESSIONAL & TECH SRVC	\$ -30.00	ITNERNET SAFETY PRESENTATION
December 2017	100	02132400	5590	OTHER PURCHASED SERVICES	\$ 30.00	ITNERNET SAFETY PRESENTATION
December 2017	173	03111001	5611	INSTRUCTIONAL SUPPLIES	\$ -0.26	Transfer Whole Dollars
December 2017	173	03111001	5641	TEXTBOOKS	\$ 0.26	Transfer Whole Dollars
January 2018	19	02132400	5330	OTHER PROFESSIONAL & TECH SRVC	\$ -500.00	PURCHASE SPEAKERS FOR MUSIC
January 2018	19	02111010	5611	INSTRUCTIONAL SUPPLIES	\$ 500.00	PURCHASE SPEAKERS FOR MUSIC
January 2018	33	01142219	5690	OTHER SUPPLIES	\$ -135.00	LOCKER SHELVES TO REPAIR OLD
January 2018	33	01132400	5420	REPAIRS,MAINTENANCE & CLEANING	\$ 135.00	LOCKER SHELVES TO REPAIR OLD
January 2018	180	04126130	5560	TUITION EXPENSE	\$ -86.00	BRIEF TEACHER - TEST FORMS
January 2018	180	04132140	5690	OTHER SUPPLIES	\$ 86.00	BRIEF TEACHER - TEST FORMS
February 2018	24	01111016	5690	OTHER SUPPLIES	\$ -36.00	to cover overdraft
February 2018	24	01111016	5611	INSTRUCTIONAL SUPPLIES	\$ 36.00	to cover overdraft
February 2018	123	02111014	5641	TEXTBOOKS	\$ -102.00	SHIPPING CHARGES
February 2018	123	02111014	5611	INSTRUCTIONAL SUPPLIES	\$ 102.00	SHIPPING CHARGES
March 2018	5	01132220	5642	LIBRARY BOOKS & PERIODICALS	\$ -1,000.00	Replacement of Broken Chairs
March 2018	5	01132220	5690	OTHER SUPPLIES	\$ 1,000.00	Replacement of Broken Chairs
March 2018	76	03111003	5581	TRAVEL - CONFERENCES	\$ -155.00	business course supplies
March 2018	76	03111003	5611	INSTRUCTIONAL SUPPLIES	\$ 155.00	business course supplies
March 2018	51	01111001	5810	DUES & FEES	\$ -200.00	FOR ART CLASS SUPPLIES
March 2018	51	01111001	5611	INSTRUCTIONAL SUPPLIES	\$ 200.00	FOR ART CLASS SUPPLIES
March 2018	110	03111001	5810	DUES & FEES	\$ -300.00	PURCHASE NEEDED SUPPLIES
March 2018	110	03111001	5611	INSTRUCTIONAL SUPPLIES	\$ 300.00	PURCHASE NEEDED SUPPLIES
March 2018	110	03111001	5731	EQUIPMENT - REPLACEMENT	\$ -61.00	PURCHASE NEEDED SUPPLIES
March 2018	110	03111001	5611	INSTRUCTIONAL SUPPLIES	\$ 61.00	PURCHASE NEEDED SUPPLIES
March 2018	111	03111008	5420	REPAIRS,MAINTENANCE & CLEANING	\$ -755.00	Tech Ed supplies needed
March 2018	111	03111008	5611	INSTRUCTIONAL SUPPLIES	\$ 755.00	Tech Ed supplies needed
March 2018	125	03132120	5330	OTHER PROFESSIONAL & TECH SRVC	\$ -961.00	TRANSFER FOR BOOKS AND SUPPLIE
March 2018	125	03132120	5611	INSTRUCTIONAL SUPPLIES	\$ 961.00	TRANSFER FOR BOOKS AND SUPPLIE
March 2018	167	03111011	5330	OTHER PROFESSIONAL & TECH SRVC	\$ -1,400.00	PURCHASE CPR MANNEQUIN

<u>MONTH/YR</u>	<u>JNL#</u>	<u>ACCOUNT NUMBER & DESCRIPTION</u>		<u>AMOUNT</u>	<u>DESCRIPTION</u>
March 2018	167	03111011	5611	INSTRUCTIONAL SUPPLIES	\$ 1,400.00 PURCHASE CPR MANNEQUIN
March 2018	173	03111010	5420	REPAIRS,MAINTENANCE & CLEANING	\$ -1,300.00 Tuners and Mutes for 4th QTR
March 2018	173	03111010	5611	INSTRUCTIONAL SUPPLIES	\$ 1,300.00 Tuners and Mutes for 4th QTR
March 2018	225	01111011	5810	DUES & FEES	\$ -310.00 Equipment Repairs/Replacement
March 2018	225	01111011	5420	REPAIRS,MAINTENANCE & CLEANING	\$ 310.00 Equipment Repairs/Replacement
March 2018	259	01142600	5613	MAINTENANCE/CUSTODIAL SUPPLIES	\$ -1,100.00 Bethany Gym HVAC cntrls
March 2018	259	01142600	5420	REPAIRS,MAINTENANCE & CLEANING	\$ 1,100.00 Bethany Gym HVAC cntrls

AMITY REGIONAL SCHOOL DISTRICT NO. 5

Bethany Orange Woodbridge
25 Newton Road, Woodbridge Connecticut 06525



Theresa Lumas
Director of Finance and Administration
terry.lumas@reg5.k12.ct.us

Phone (203) 397-4813
Fax (203) 397-4864

To: Dr. Charles S. Dumais, Superintendent of Schools
From: Theresa Lumas, Director of Finance and Administration
Re: Budget Transfers over \$3,000 - **Fiscal Year 2017-2018**
Date: April 2, 2018

I recommend the Amity Finance Committee and Amity Board of Education approve the following budget transfer request(s):

Facilities:

Mr. Saisa has requested two budget transfers this month. The first is to cover the sanding and snow removal charges through March which have exceeded the budget of \$67,500. The second request is for additional repairs at Bethany Middle School. A hot water mixing valve needed replacement as did insulation on an HVAC rooftop unit. The insulation was damaged last fall and patched, however it is now being replaced since wet areas have developed. A claim was filed with our insurance provider and we are hoping some of the costs associated with the insulation damage can be recouped.

I am requesting the funds be transferred from the facility contingency account to the high school repair and maintenance account.

For the Amity Finance Committee:

Recommend the Amity Board of Education approve the following budget transfer to cover snow removal costs through March.

For the Amity Board of Education:

Move to approve the following budget transfer to cover snow removal costs through March.

ACCOUNT NUMBER	ACCOUNT NAME	FROM	TO
05-14-2600-5715	Building Improvements/Contingency	\$4,525	
03-14-2600-5420	Repair & Maintenance		\$4,525

I am requesting the funds be transferred from the facility contingency account to the Bethany repair and maintenance account.

For the Amity Finance Committee:

Recommend the Amity Board of Education approve the following budget transfer to cover additional building repairs at Bethany Middle School.

For the Amity Board of Education:

Move to approve the following budget transfer to cover additional building repairs at Bethany Middle School.

ACCOUNT NUMBER	ACCOUNT NAME	FROM	TO
05-14-2600-5715	Building Improvements/Contingency	\$8,000	
01-14-2600-5420	Repair & Maintenance		\$8,000