

Drew Charter School COVID-19 Weekly Case Report (Week of May 14th – May 20th)

Includes all cases reported to Drew during this 7-day timeframe

When Drew Charter School nurses are notified of a confirmed-positive COVID-19 case, they submit a form to the Atlanta Public Schools (APS) Health Services department and to the DeKalb Department of Public Health. When a positive case is reported amongst Drew students or staff or in an extra-curricular environment, COVID-19 protocols go into effect.

The summary below includes self-reported cases, presumptive positive cases and associated exposures reported in the last week among students and staff screened through on-campus drive-through testing or at Drew’s Elementary Academy or Junior/Senior Academy campus during the school week.

Weekly COVID-19 Summary

	Positive Cases	Close Contacts		Total Tested
		Quarantined	Test to Stay	
Students	26	20	169	1201
Staff	5	3	22	273
Total	31	23	191	1474

**Includes students who were identified during contact tracing as having close contact with a student or staff member who has tested positive for COVID-19*

Note: A case is defined as an individual with a laboratory-confirmed COVID-19 positive from either antigen (rapid) or PCR (nasal swab) tests; external positive cases are self-reported. Exposures are the close contacts of cases from school and extracurricular settings. Exposures are aggregated from individual case reports and may not represent unique exposures.

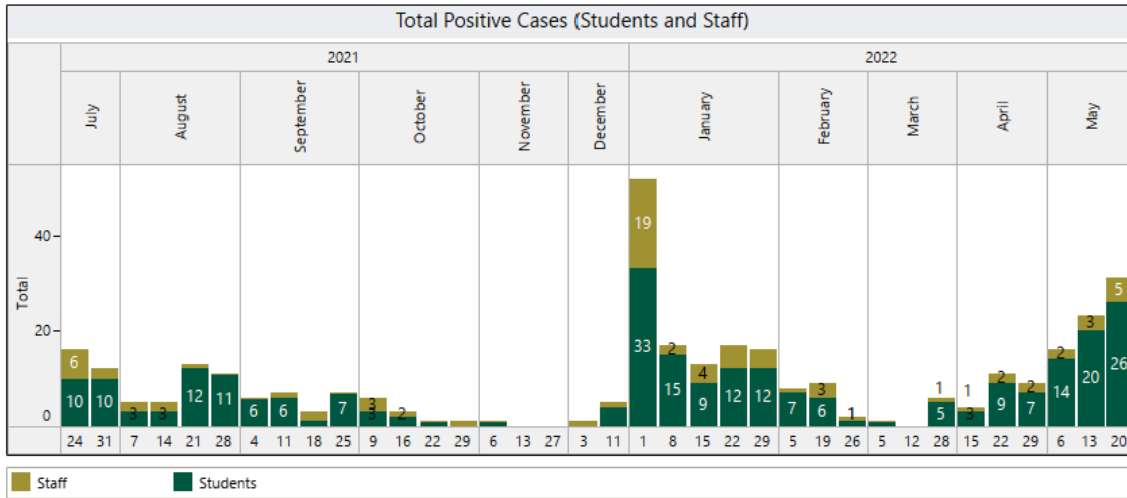
Vaccination Rates*

School Campus	Vaccination Rate
Drew Elementary Academy	53%
Drew Junior/Senior Academy	55%
Drew Staff – Both Campuses	81%

**Received at least 2 doses in a two-dose series or one in a one dose series; eligible 5-18 year-old students included; Student rates pulled from GRITS via APS BOE report from 3/30*

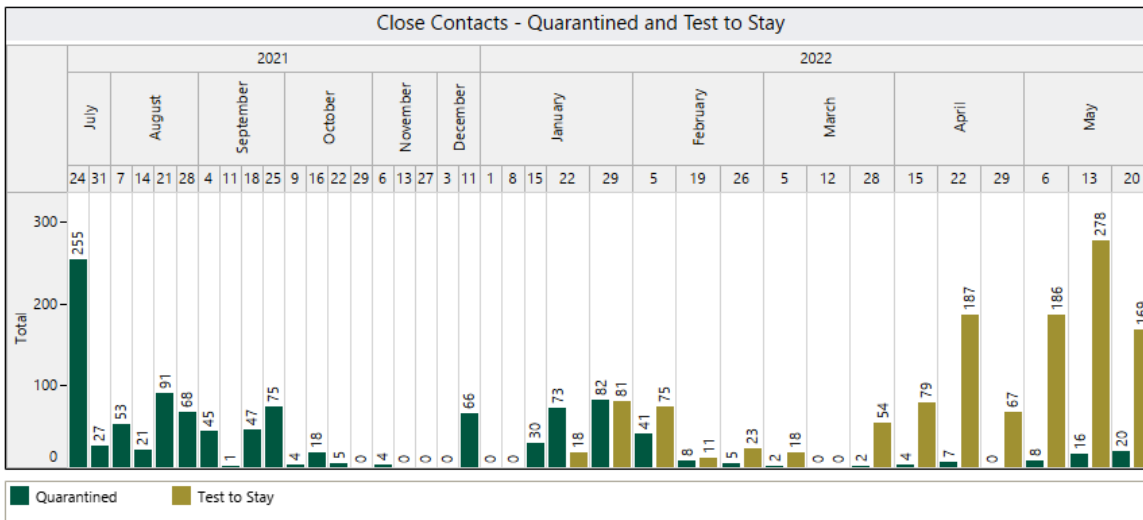
Longitudinal Weekly Reports

Total Positive Cases



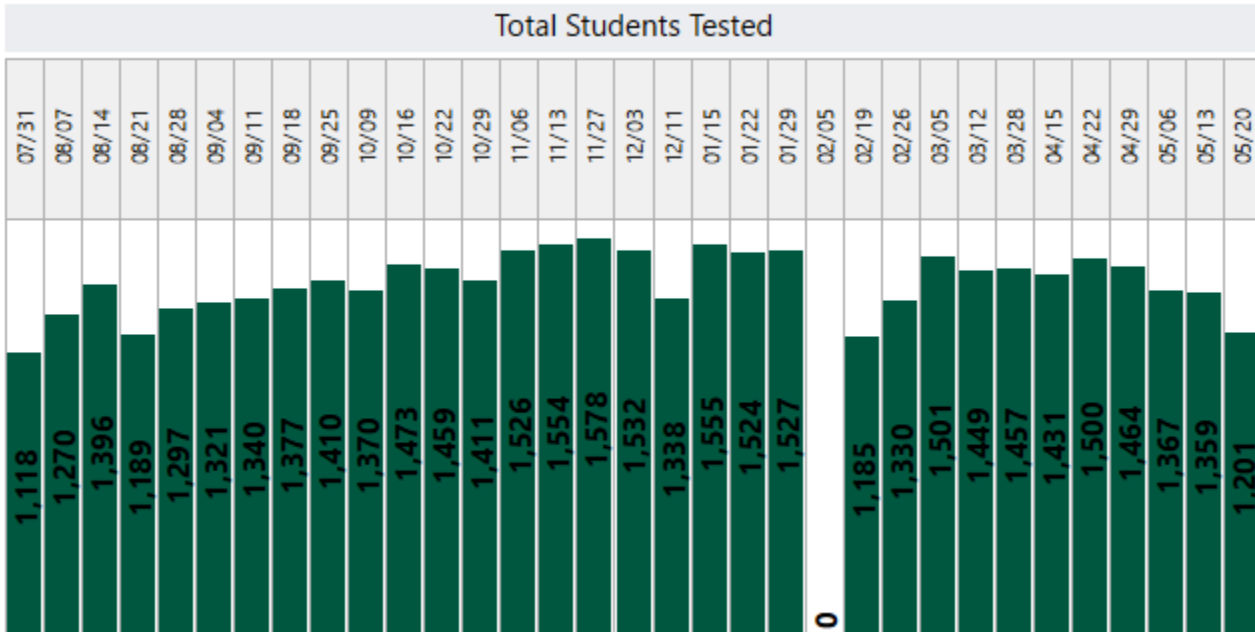
*Week of Fall Break (10/4-10/9), holiday break (12/17-12-31) and virtual school weeks (1/4-1/18) excluded

Total Students Identified as School-Based Close Contacts*



*Includes students who were identified during contact tracing as having close contact with a student or staff member who has tested positive for COVID-19; No students tested during virtual school week. Students who opted out of test to stay are included in the TTS totals.

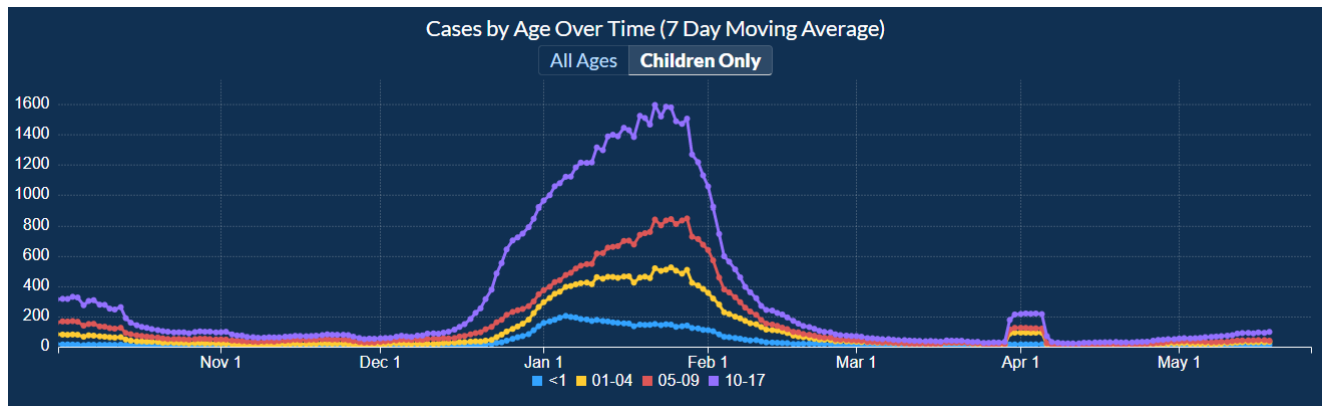
Total Students Tested



*Week of Fall Break (10/4-10/9), holiday break (12/17-12-31) and virtual school weeks (1/4-1/18) excluded, Test Vendor changed to Viral Solutions in February 2022

Georgia Department of Public Health Data

<https://dph.georgia.gov/covid-19-daily-status-report>



*Nearly 10K January cases added in early April from a large lab that didn't report them at the time.