

Consideration for Adoption of a Social Emotional Learning Curriculum Second Step

May 24, 2022



For the future of every student

What is Second Step?

- Evidence-based social emotional learning (SEL) program for TK-8th grade
- Aligned to academic standards
 - Elementary CCSS Alignment
 - Middle School ELA/ SS CCSS Alignment
- Aligned to Social Emotional Learning (CASEL) competencies

Research Links Evidence-Based SEL to Positive Outcomes

Student Gains in . . .

- Social-emotional skills
- Improved attitudes about self, others, and school
- Prosocial classroom behavior
- 11 percentile-point gain in overall academic achievement

Reduced Risk of . . .

- Conduct issues
- Emotional distress

2017 Meta-Analysis: Lasting SEL Effects²

A separate study found that SEL interventions are associated with lasting positive effects. Months or years after SEL exposure, students experienced increased levels of academic success and lower risks of adverse outcomes.

From Research to Practice: Foundations of Strong Schoolwide SEL

Explicit SEL Instruction

- Comprehensive, research-based curriculum for all students

Schoolwide Practices

- All adults have common language and practices
- All adults practice and reinforce skills and strategies

Focus on Ease of Instruction



- TK-5th: Physical Kits
 - Engaging, developmentally-appropriate materials
 - Videos, songs, and handouts
 - Easy-to-teach lessons with both physical and online supports
- 6th-8th: Digital Kits
 - Engaging, developmentally-appropriate materials
 - Tracking and monitoring tools
 - Easy to teach lessons
- Principals
 - Pre-made, customizable staff development workshops

Feedback from Teachers and Counselors

- Easy-to-use
- Engaging and fun for students



This Year: Soft Rollout

- Training TK-8th grade teachers, counselors, and administrators on SEL
 - At SEL workshops
 - At specific sites (model lessons, targeted staff development)
 - At mental health meetings
- Modeling Second Step and helping teachers access resources
- Year 1 of a five-year license for grades 6 - 8

Cost

- Five-Year License (One-Time Cost)
 - Four site licenses (Anacapa, Balboa, Cabrillo, DATA)
 - Approx. \$8,700/ site/ five-year license (includes automatic program updates of digital program)
 - TOTAL: Approx. \$35,000

Tentative Timeline

- **Year 1 (2021-22):** Soft Rollout/ Build Program Understanding with Staff/ Admin
- **Year 2 (2022-23):** Implementation by all TK-5th classrooms, begin implementation by 6th-8th classrooms (site-based on whether teachers or counselors are taking the lead)
- **Years 3-4:** Full implementation TK-8th
- **Year 5:** Continue implementation, assess program and determine next steps

Questions?



For the future of every student

Governor's May Revise 2022



For the future of every student

Governors Budget v. May Revision

Item	Governor's Budget	May Revision
LCFF ¹ Funding Increase	\$3.3 billion	\$6.1 billion
Proposition 98 Minimum Guarantee		
2020-21	\$95.9 billion	\$96.1 billion
2021-22	\$99.1 billion	\$110.2 billion
2022-23	\$102.0 billion	\$110.3 billion
2022-23 Statutory COLA ²	5.33%	6.56%
One-Time Discretionary Funds	\$0	\$8 billion



For the future of every student

2022-23 LCFF Funding Factors



It also provides an additional \$2.1 billion in ongoing Proposition 98 General Fund to increase LCFF funding

Supplemental and concentration grants are calculated based on the percentage—Unduplicated Pupil Percentage (UPP)—of enrolled students who are English learners, eligible for free or reduced-price meals, or foster youth

Two grade span adjustments (GSAs) are applied as percentage increases to the base grants: K-3—10.4% and 9-12—2.6%

The May Revision increases LCFF base grants by the 6.56% statutory COLA—an increase in funding per student, not total funding

Base grants are provided by grade span: K-3, 4-6, 7-8, and 9-12

2022-2023 LCFF Funding Factors

Grade Span	K-3	4-6	7-8	9-12
2021-22 Base Grant per ADA ¹	\$8,093	\$8,215	\$8,458	\$9,802
6.56% COLA	\$531	\$539	\$555	\$643
Additional LCFF Investment ²	\$266	\$270	\$278	\$322
2022-23 Base Grant per ADA	\$8,890	\$9,024	\$9,291	\$10,767
GSA	\$925	–	–	\$280
2022-23 Adjusted Base Grant per ADA	\$9,815	\$9,024	\$9,291	\$11,047
20% Supplemental Grant per ADA (Total UPP)	\$1,963	\$1,805	\$1,858	\$2,209
65% Concentration Grant per ADA (UPP Above 55%)	\$6,380	\$5,866	\$6,039	\$7,181

¹Average daily attendance (ADA)

²School Services of California (SSC) estimate of the impact the additional \$2.1 billion investment brings to LCFF funding by increasing the base rat



For the future of every student

Projected COLA's

LCFF Planning Factors Governor's Budget vs. May Revision						
	2022-23		2023-24		2024-25	
	January	May	January	May	January	May
DOF ¹ Estimated COLA	5.33%	6.56%	3.61%	5.38 %	3.64%	4.02%

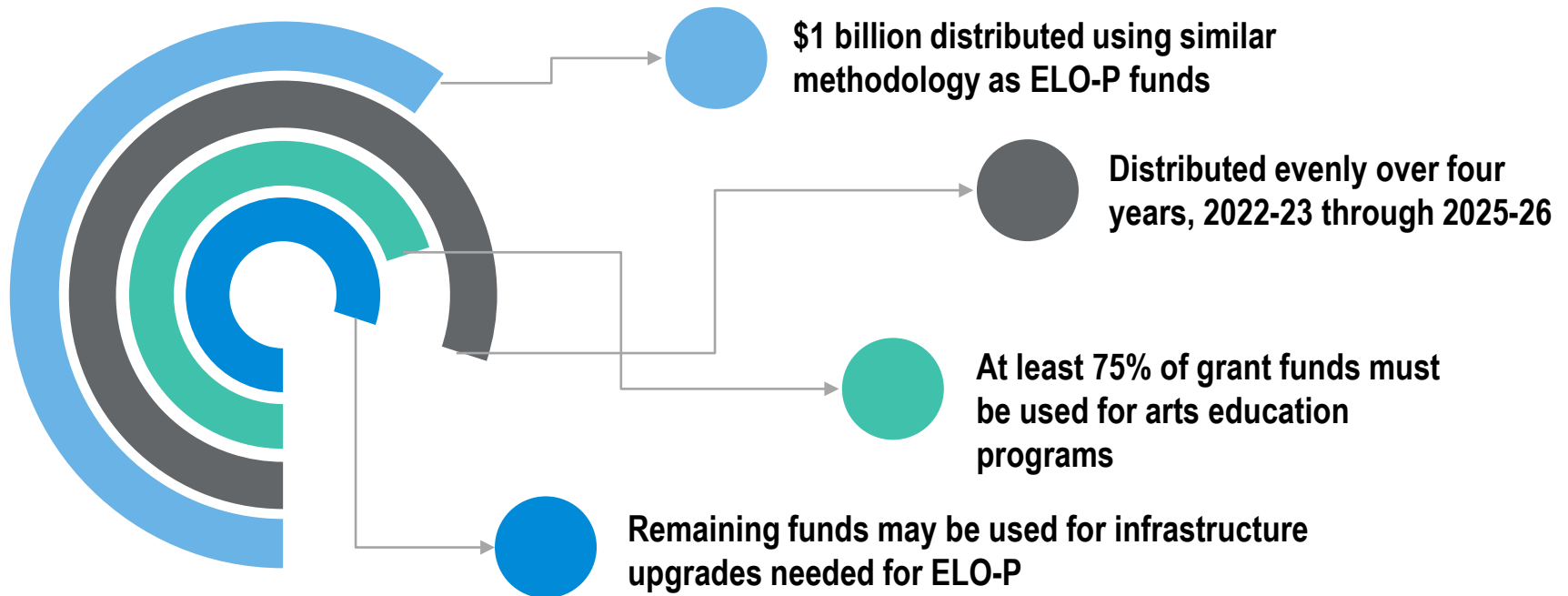
¹Department of Finance (DOF)



For the future of every student

Expanded Learning Opportunities Program Infrastructure Funds

The May Revision adds \$63 million for ELO-P infrastructure needs that were first proposed in January, bringing the total to \$1 billion



Universal Transitional Kindergarten



2022-23

Offer TK to four-year-olds whose fifth birthday occurs between September 2 and February 2; inclusive



2023-24

Offer TK to four-year-olds whose fifth birthday occurs between September 2 and April 2; inclusive



2024-25

Offer TK to four-year-olds whose fifth birthday occurs between September 2 and June 2; inclusive



2025-26

Offer TK to four-year-olds whose fourth birthday occurs by September 1; inclusive

- LEAs may accelerate Universal TK by enrolling four-year-olds whose fifth birthdays occur after the annual age eligibility window
- But law prohibits LEAs from enrolling in TK any child whose fifth birthday occurs after June 30

Child Nutrition

\$596 million (on top of \$54 million provided in the 2021 Budget Act) to fund universal access to subsidized school meals

Governor's Budget

May Revision

\$45 million one-time to support the implementation of the California Healthy School Meals Pathway Program, which supports workforce readiness for school food service workers

Beginning in 2022-23, all LEAs are required to provide two free meals per day to any student who requests a meal

\$611.8 million ongoing to maintain meal reimbursement rates so LEAs can continue to offer students high-quality, more diverse subsidized school meals


May Revision

May Revision

If the federal government extends the meal reimbursement rates which are scheduled to expire on June 30, 2022, any unused funding for rate increases will go towards kitchen infrastructure grants


2022-23 Independent Study—Governor’s Budget


- The current mandate to offer independent study is proposed to expire at the end of the current school year
- As a reminder, the Governor’s Budget included the following proposed changes to independent study programs:


 Exclusion of specified independent study ADA from continuation high school, opportunity school, and opportunity program

 Amendments to “teacher of record” requirements for synchronous instruction

 Changes to written agreement signature requirements

 Changes to tiered reengagement triggers and requirements

 Inclusion of synchronous instruction in instructional time and ADA calculations

 Striking one of the “educational opportunities” that can be offered through traditional independent study

Available Covid Funds

Fund	Fund Source and/or Distribution Methodology	Resource Code	Deadline
ESSER I	Federal funds distributed in proportion to Title I allocation	3210	September 30, 2022
Governor's Emergency Education Relief (GEER) I	Federal funds included in LLM Fund	3215	September 30, 2022
ESSER II	Federal funds distributed in proportion to Title I allocation	3212	September 30, 2023
ESSER II—state reserve	Federal funds included in ELO Grant	3216	September 30, 2023
GEER II	Federal funds included in ELO Grant	3217	September 30, 2023
ELO Grant—10% set aside for paraprofessionals	State funds included in ELO Grant	7426	September 30, 2024
ELO Grant	State funds included in ELO Grant	7425	September 30, 2024
ESSER III—state reserve	Federal funds included in ELO Grant	3218	September 30, 2024
ESSER III—state reserve for learning loss	Federal funds included in ELO Grant	3219	September 30, 2024
ESSER III	Federal funds distributed in proportion to Title I allocation	3213	September 30, 2024
ESSER III—LEA 20% reserve for learning loss	Federal funds distributed in proportion to Title I allocation	3214	September 30, 2024
In-Person Instruction Grant	State funds	7422	September 30, 2024



For the future of every student

CalPERS Employer Contribution Rates

The California Public Employees' Retirement (CalPERS) Board adopted an employer contribution rate of 25.37% for 2022-23 (up 2.46% from the current-year rate of 22.91%)

Post-PEPRA¹ members hired on or after January 1, 2013, will see a 1.00% increase to their current contribution of 7.00%, for a total of 8.00% of their salary effective July 1, 2022

Classic member contribution rates are not subject to PEPRA and are set by statute—they will continue to contribute 7.00% of their salary

	Actual	Projected				
Employer Contribution Rate	2022-23*	2023-24	2024-25	2025-26	2026-27	2027-28
	25.37%	25.20%	24.60%	23.70%	22.60%	22.60%



For the future of every student

Questions ?



For the future of every student