
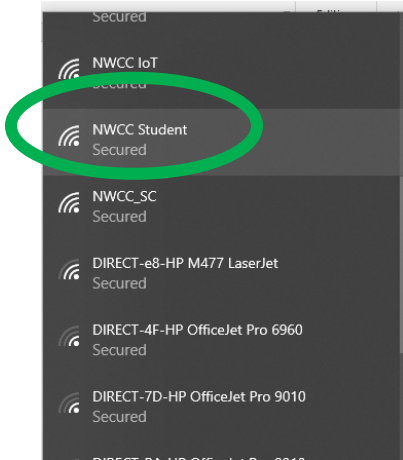
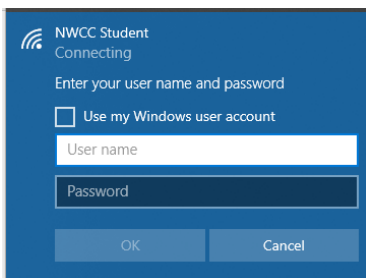


Connecting to Wireless

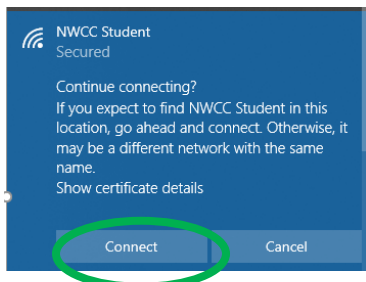
Look on the bottom right corner of your device and click on the wireless icon . Choose “NWCC Student” from the list of connections



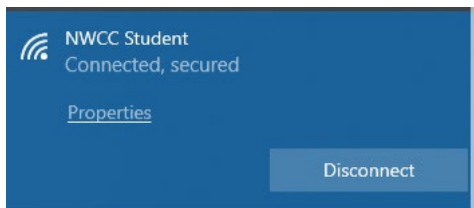
Click on connect and you will get the following login window. Your username is your student ID#; the password is the pin you set in myNWCC (ex: username: 123456, password: 456789)



Next you will get the following window and just choose connect



Once you are connected you will see the following window.



Note: There is a wireless connection named “NWCC IoT”. This connection is for dorm student’s game consoles, televisions, Roku, Fire Stick, and any other entertainment device. The network security key is: `iot4STUDENTS@NWCC`