


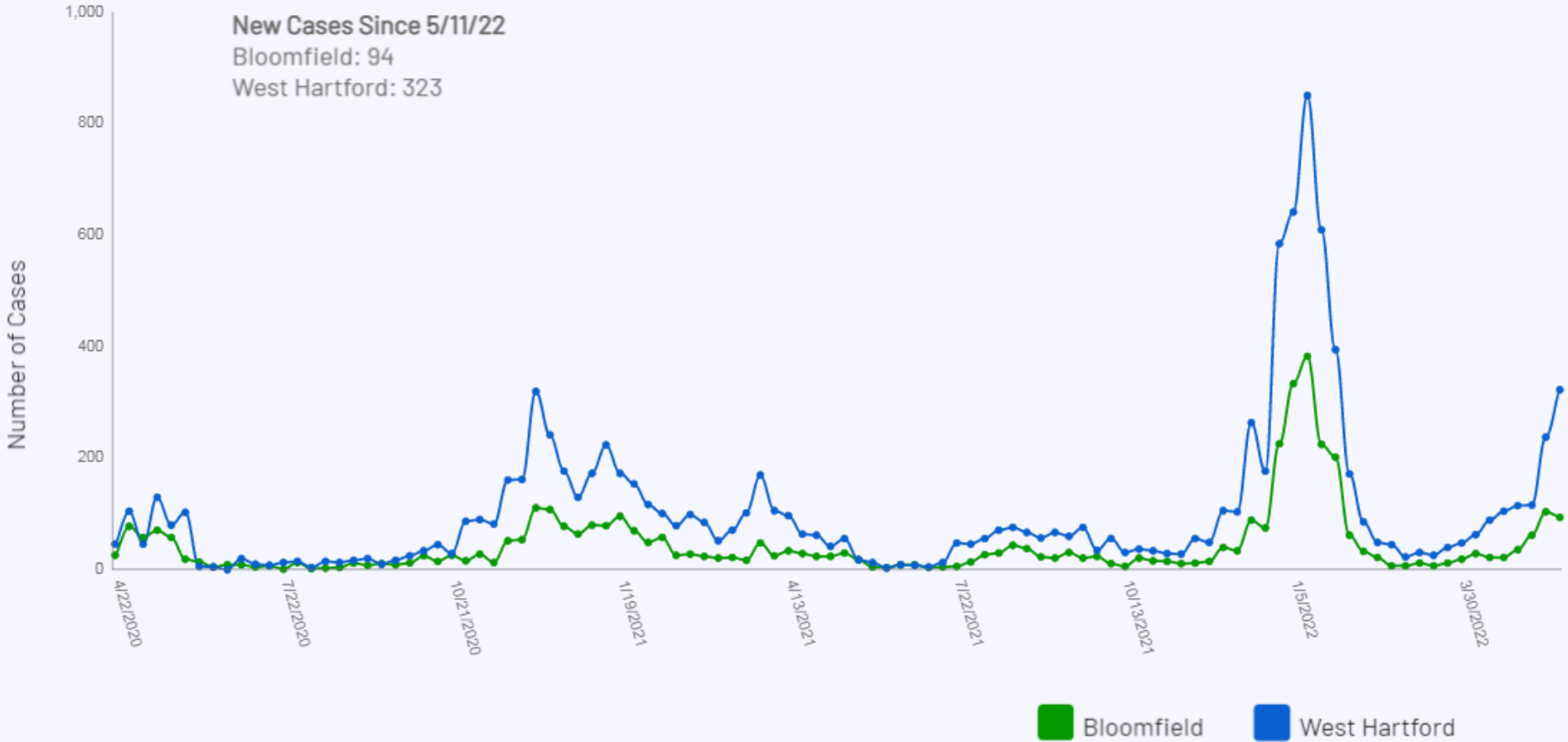
West Hartford-Bloomfield
Health District
Weekly Data
5/19/22



All data are preliminary and subject to change. Updated 5-19-2022.

Positive Cases by Town

5/18/22



All data are preliminary and subject to change. Updated 5-19-2022.

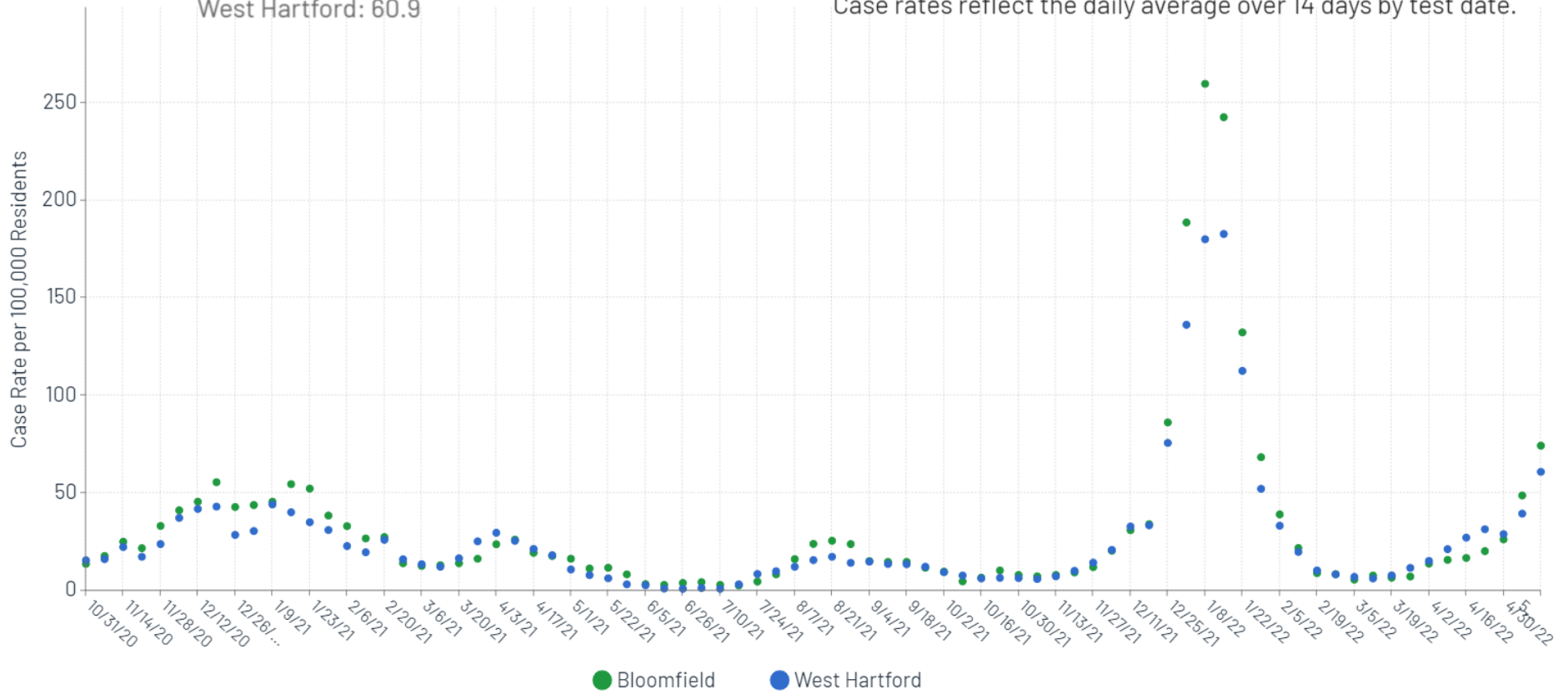
Case Rates

Case rate for 14 day period 5/1/22 to 5/14/22

Bloomfield: 74.3

West Hartford: 60.9

Case rates reflect the daily average over 14 days by test date.

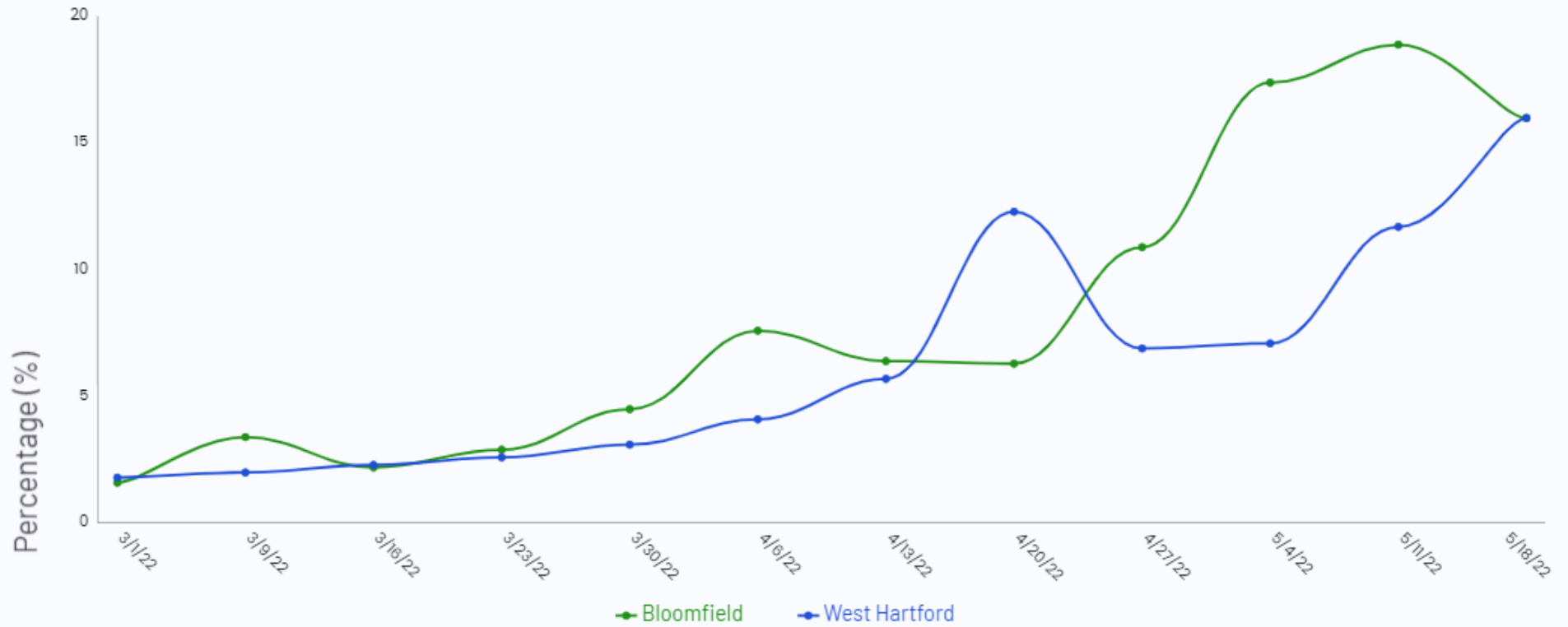


Percent Positivity

Percent testing positive since 5/11/22

Bloomfield: 16%

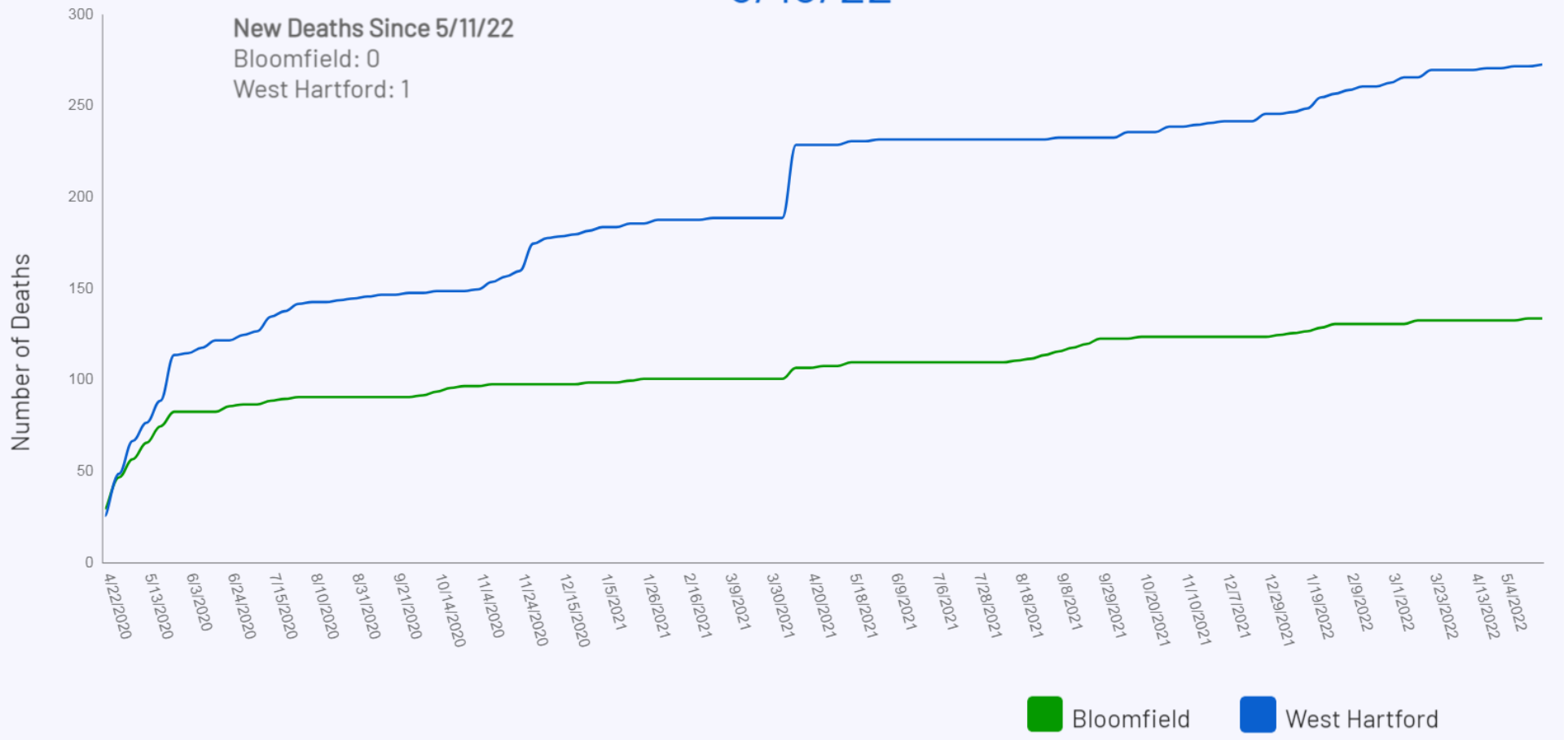
West Hartford: 16%



All data are preliminary and subject to change. Updated 5-19-2022.

Total Deaths by Town

5/18/22

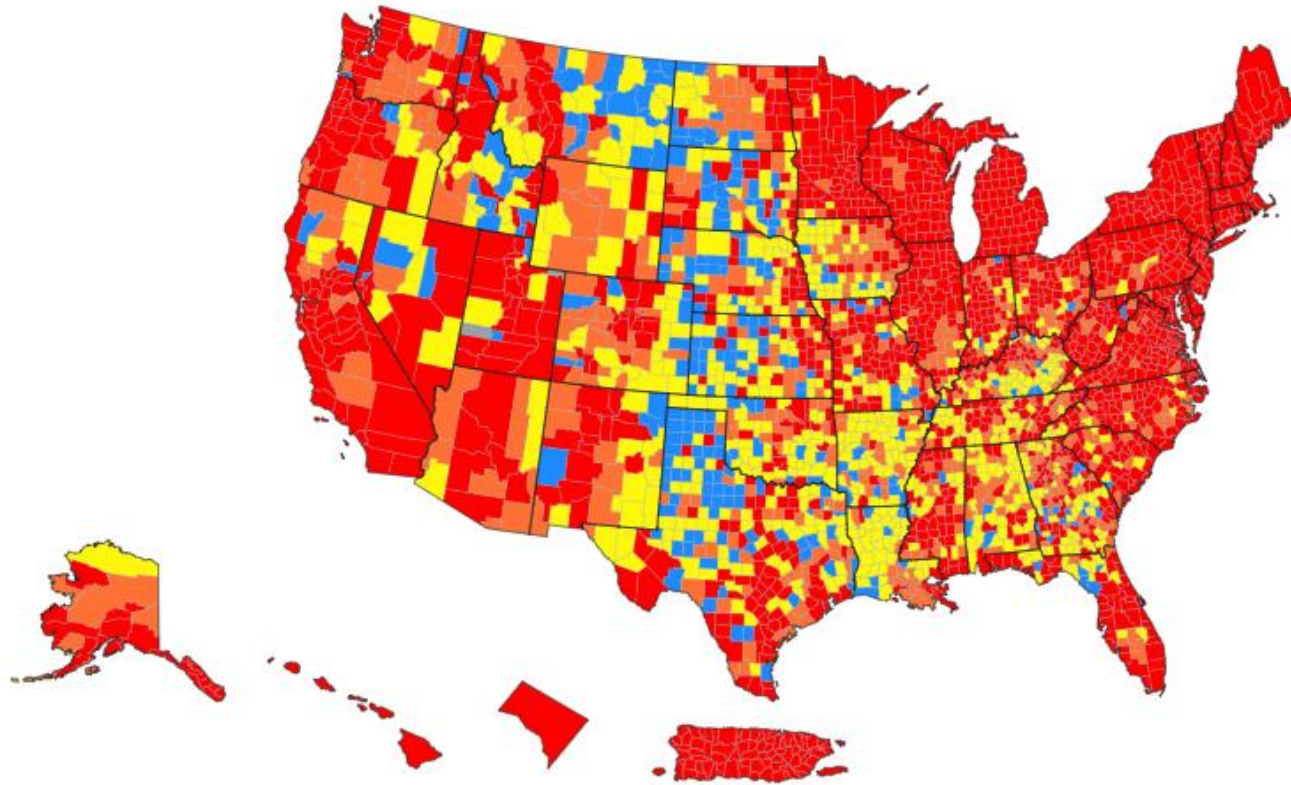


*The significant increase in deaths reported 4/13/21 is due to delayed reporting, **not** a significant increase in death counts over that 7-day period.

All data are preliminary and subject to change. Updated 5-19-2022.

Travel advisory: When traveling to areas with lower vaccination rates and/or higher levels of community transmission, please take [precautions to protect yourself and others](#).

Data obtained from: https://covid.cdc.gov/covid-data-tracker/#county-view?list_select_state=all_states&list_select_county=all_counties&data-type=Risk&null=Risk as of May 19, 2022.



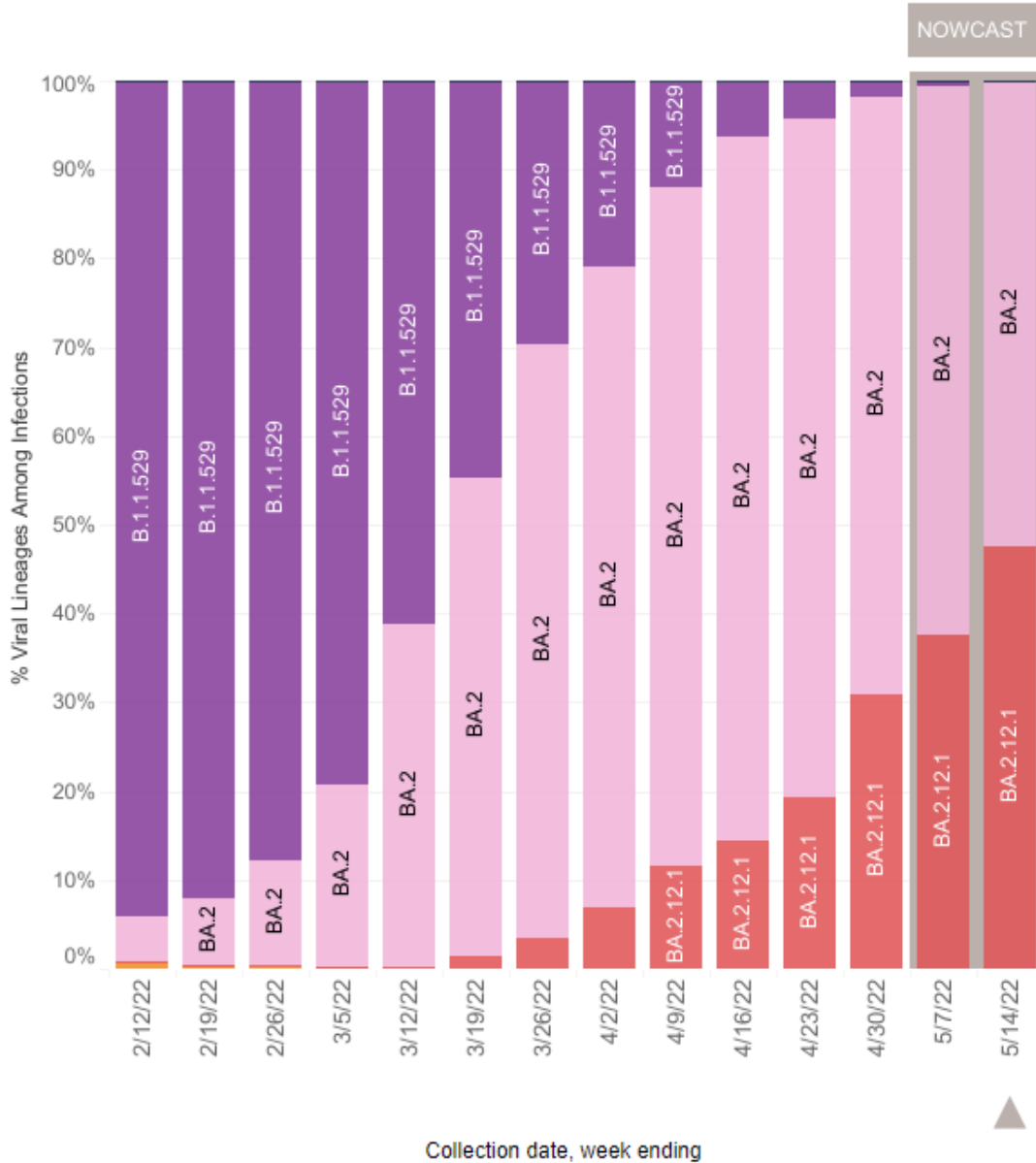
Low Moderate Substantial High

| | | | | |
|---|-----|----------|----------|--------|
| New cases per 100,000 persons in the past 7 days* | <10 | 10-49.99 | 50-99.99 | ≥100 |
| Percentage of positive NAATs tests during the past 7 days** | <5% | 5-7.99% | 8-9.99% | ≥10.0% |

All data are preliminary and subject to change. Updated 5-19-2022.

HHS Region 1: 2/6/2022 – 5/14/2022

HHS Region 1: 5/8/2022 – 5/14/2022 NOWCAST



Region 1 - Connecticut, Maine, Massachusetts, New Hampshire, Rhode Island, and Vermont

| WHO label | Lineage # | US Class | %Total | 95%PI |
|-----------|-----------|----------|--------|------------|
| Omicron | BA.2 | VOC | 52.1% | 42.4-61.7% |
| | BA.2.12.1 | VOC | 47.6% | 37.9-57.4% |
| | B.1.1.529 | VOC | 0.2% | 0.2-0.3% |
| Delta | B.1.617.2 | VBM | 0.0% | 0.0-0.0% |
| Other | Other* | | 0.1% | 0.0-0.2% |

* Enumerated lineages are US VOC and lineages circulating above 1% nationally in at least one week period. "Other" represents the aggregation of lineages which are circulating <1% nationally during all weeks displayed.
 ** These data include Nowcast estimates, which are modeled projections that may differ from weighted estimates generated at later dates
 # AY.1-AY.133 and their sublineages are aggregated with B.1.617.2. BA.1, BA.3, BA.4, BA.5 and their sublineages (except BA.1.1 and its sublineages) are aggregated with B.1.1.529. For regional data, BA.1.1 and its sublineages are also aggregated with B.1.1.529, as they currently cannot be reliably called in each region. Except BA.2.12.1 and its sublineages, BA.2 sublineages are aggregated with BA.2.

COVID-19 Vaccinations

Fully Vaccinated West Hartford Residents to Date: **86.88%**
Fully Vaccinated West Hartford Residents Aged 5-11 to Date: **62.78%**
Additional Dose Received West Hartford Residents Aged 5-11 to Date: **0.18%**
Fully Vaccinated West Hartford Residents Aged 12-17 to Date: **95.31%**
Additional Dose Received West Hartford Residents Aged 12-17 to Date: **51.31%**
Fully Vaccinated West Hartford Residents Aged 18-24 to Date: **91.6%**
Additional Dose Received West Hartford Residents Aged 18-24 to Date: **49.81%**
Fully Vaccinated West Hartford Residents Aged 25-44 to Date: **91.81%**
Additional Dose Received West Hartford Residents Aged 25-44 to Date: **57.86%**
Fully Vaccinated West Hartford Residents Aged 45-64 to Date: **90.25%**
Additional Dose Received West Hartford Residents Aged 45-64 to Date: **68.57%**
Fully Vaccinated West Hartford Residents Aged 65+ to Date: **100%**
Additional Dose Received West Hartford Residents Aged 65+ to Date: **85.35%**

Fully Vaccinated Bloomfield Residents to Date: **79.5%**
Fully Vaccinated Bloomfield Residents Aged 5-11 to Date: **35.72%**
Additional Dose Received Bloomfield Residents Aged 5-11 to Date: **0.4%**
Fully Vaccinated Bloomfield Residents Aged 12-17 to Date: **66.01%**
Additional Dose Received Bloomfield Residents Aged 12-17 to Date: **19.5%**
Fully Vaccinated Bloomfield Residents Aged 18-24 to Date: **70.27%**
Additional Dose Received Bloomfield Residents Aged 18-24 to Date: **30.21%**
Fully Vaccinated Bloomfield Residents Aged 25-44 to Date: **88.79%**
Additional Dose Received Bloomfield Residents Aged 25-44 to Date: **41.63%**
Fully Vaccinated Bloomfield Residents Aged 45-64 to Date: **81.13%**
Additional Dose Received Bloomfield Residents Aged 45-64 to Date: **52.74%**
Fully Vaccinated Bloomfield Residents Aged 65+ to Date: **100%**
Additional Dose Received Bloomfield Residents Aged 65+ to Date: **87.93%**